SCEP125

SMD POWER INDUCTORS

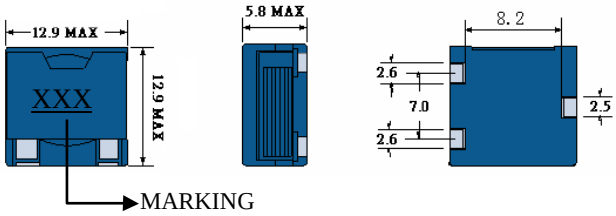

● Features
1 Excellent Power Density
2 Engineered to Provide High Efficiency

ELECTRICAL CHARACTERISTICS

Part Number	Inductance (uH) (1)	Test Frequency	DC Resistance (Ω MAX) (2)	Saturation Current (3) (A)	Temperature Current (4) (A)
SCEP125-1R2	1.2	100KHZ	2.5m	17.0	21.0
SCEP125-1R5	1.5	100KHZ	2.5m	14.0	17.0
SCEP125-2R5	2.5	100KHZ	3.8m	10.0	15.0
SCEP125-4R0	4.0	100KHZ	5.4m	8.3	14.0
SCEP125-6R0	6.0	100KHZ	8.0m	6.7	12.0
SCEP125-8R2	8.2	100KHZ	11.4m	5.8	10.0
SCEP125-100	10	100KHZ	13.5m	5.0	9.00

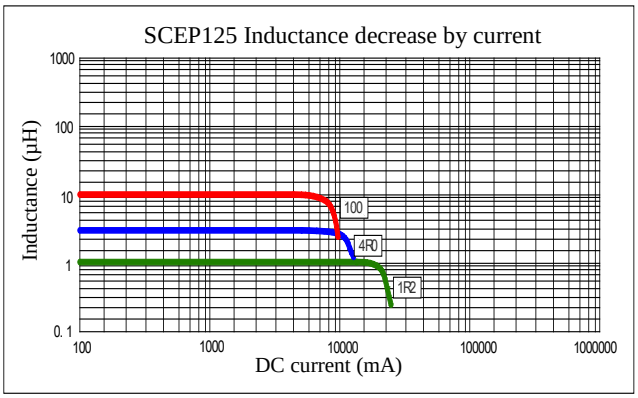

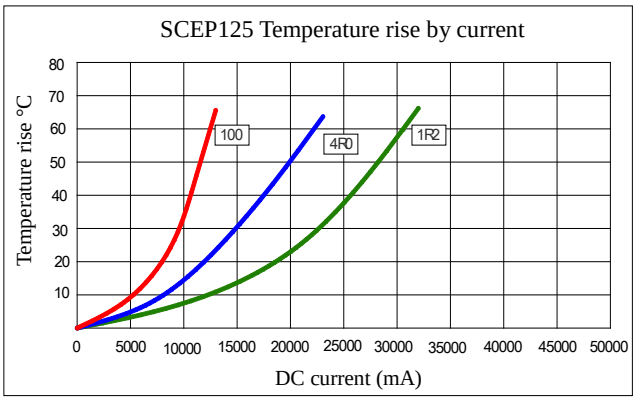

(1). Inductance tolerance ±20% tested at 0.25V, 0ADC and 25℃
(2). DCR measured at 25℃.
(3). The DC current at which the inductance decreases by 25% from its initial value.
(4). The DC current that results in a 40℃ temperature rise from 25℃ambient.

Click here for QUANTITY PER REEL & PACKING INFORMATION

Custom versions available upon request.

© 2019 Signal Transformer –Specification subject to change without notice. 12.19

signal TRANSFORMER a bel group
belfuse.com/signal
128 Atlantic Avenue, Lynbrook, NY 11563
Toll Free 866-239-5777 • Tel 516-239-5777 • Fax 516-239-7208
Sales@signaltransformer.com • techhelp@signaltransformer.com