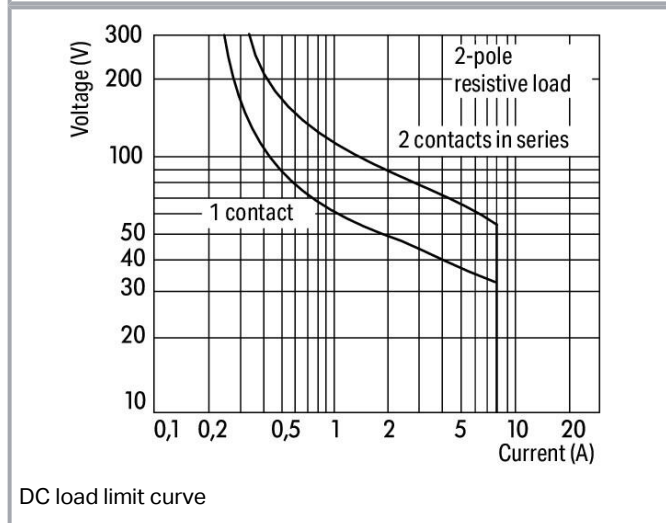
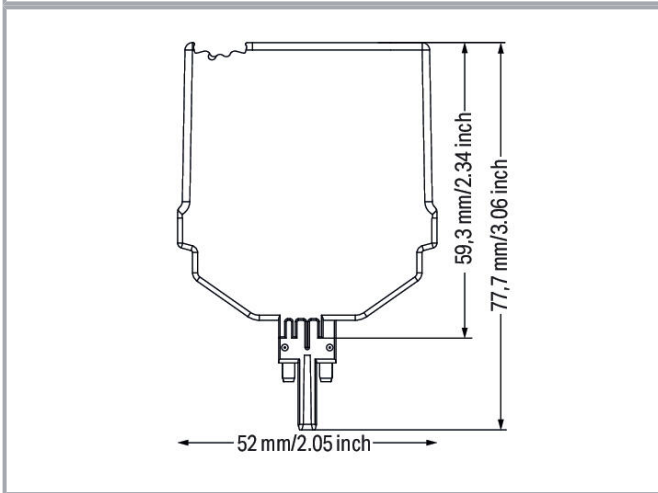
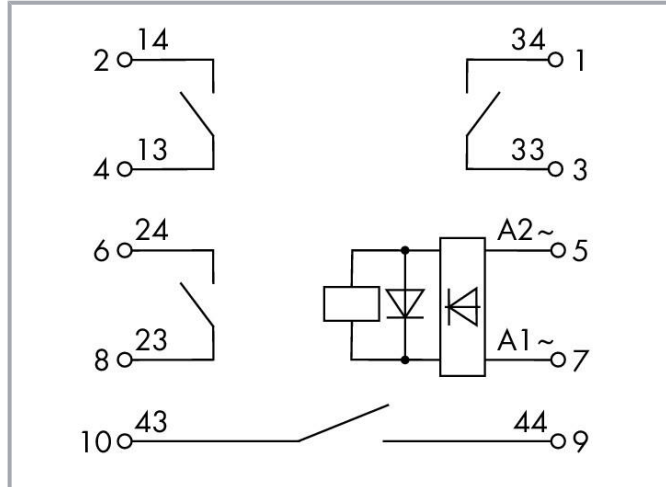



Data sheet | Item number: 2042-3829

Relay module; Nominal input voltage: 24 ... 230 V AC/DC; 4 make contacts;
Limiting continuous current: 3 A; Green status indicator; Module width: 25 mm



www.wago.com/2042-3829



DC load limit curve

Data

Technical data

Control circuit

Nominal input voltage U_N

AC/DC 24 ... 230 V

Input voltage range

±10 %

6 mA (230 V); 58.4 mA (24 V)

Subject to changes. Please also observe the further product documentation!

WAGO GmbH & Co. KG

Hansastr. 27

32423 Minden

Phone: +49571 887-0 | Fax: +49571 887-169

Email: info.de@wago.com | Web: www.wago.com

Do you have any questions about our products?

We are always happy to take your call at +49 (571) 887-44222.



Nominal input current at U_N

Load circuit

Number of make/switch-on contacts	4
Contact material (relay)	AgNi
Limiting continuous current	3 A
Inrush current (resistive) max.	(AC) 15 A / 4 s
Switching voltage (max.)	AC 250 V
Switching power (resistive) max.	AC 750 VA; DC (see load limit curve)
Recommended minimum load	12 V / 10 mA
Pull-in time (typ.)	8 ms
Drop-out time (typ.)	6 ms
Bounce time (typ.)	4 ms
Electrical life (NO; resistive load; 23 °C)	100 x 10 ³ switching operations
Mechanical life	10 x 10 ⁶ switching operations

Signaling

Status indicator	Green LED
------------------	-----------

Safety and protection

Rated voltage	250 V
Pollution degree	2
Dielectric strength (control/load circuit) (AC, 1 min)	3 kVrms
Dielectric strength (open contact) (AC, 1 min)	1 kVrms
Dielectric strength (channel/channel) (AC, 1 min)	1.5 kVrms
Protection type	IP20

Physical data

Width	25.9 mm / 1.02 inches
Height	77.7 mm / 3.059 inches
Height from the surface	59.3 mm / 2.335 inches
Depth	52 mm / 2.047 inches

Mechanical data

Mounting type	Pluggable module for TOPJOB® S carrier terminal block
---------------	---

Subject to changes. Please also observe the further product documentation!



Material data

Flammability class per UL94	V0
Fire load	0.255 MJ
Weight	59.5 g

Environmental requirements

Ambient temperature (operation at U _N)	-40 ... +50 °C
Ambient temperature (storage)	-40 ... +85 °C
Processing temperature	-25 ... +50 °C
Operating altitude (max.)	2000 m

Standards and specifications

Standards/specifications	EN 61010-2-201 EN 61373 EN 50121-3-2
--------------------------	--

Commercial data

eCl@ss 10.0	27-14-11-49
eCl@ss 9.0	27-14-11-49
ETIM 8.0	EC002018
ETIM 7.0	EC002018
Recupel Type	
ECCN	NO DATA
PU (SPU)	5 pcs
Packaging type	box
Country of origin	DE
GTIN	4055143651936
Customs tariff number	85364900990

Environmental Product Compliance

CAS-No.	11120-22-2 1303-86-2 1317-36-8 7439-92-1 79-94-7 80-05-7
REACH Candidate List Substance	2,2',6,6'-tetrabromo-4,4'-isopropylidenediphenol

Subject to changes. Please also observe the further product documentation!

WAGO GmbH & Co. KG
Hansastr. 27
32423 Minden
Phone: +49571 887-0 | Fax: +49571 887-169
Email: info.de@wago.com | Web: www.wago.com




Do you have any questions about our products?
We are always happy to take your call at +49 (571) 887-44222.

4,4'-isopropylidenediphenol
Diboron trioxide
Lead
Lead monoxide
Lead silicate

RoHS Compliance Status	Compliant,With Exemption
RoHS Exemption	6(c) 7(a) 7(c)-I 7(c)-II
SCIP notification number (Austria)	5b5e26f1-26a3-4aa2-a3a3-4f1b449161eb
SCIP notification number (Belgium)	69c15af2-df66-437c-ad00-510b9cd98035
SCIP notification number (Bulgaria)	4eafbc78-1e5b-4fdb-9f71-039c2173c0fc
SCIP notification number (Czech Republic)	9b51b07e-233b-4d8c-bcf8-3b53ef69f3db
SCIP notification number (Denmark)	65dd15ab-5a48-41eb-a027-59e54c887850
SCIP notification number (Finland)	39bdb197-a439-4961-874c-c3089e896473
SCIP notification number (France)	765e841a-a4a9-4549-883a-aadf0d93fcdd
SCIP notification number (Germany)	5ed49ed7-0606-4483-a09d-41fb5a638e62
SCIP notification number (Hungary)	859c5770-c0bd-44d3-a8e7-be5cc0fdcc16
SCIP notification number (Italy)	ab9bc628-5af3-4f4f-a8df-e5efa0d1387d
SCIP notification number (Netherlands)	98f2c965-f664-4f80-a008-641bfca63164
SCIP notification number (Poland)	8aa6c3aa-c3b1-45e8-8c18-443666659c59
SCIP notification number (Romania)	e4e45d00-1f3e-4bd0-8cee-b867472e84e3
SCIP notification number (Sweden)	a754a5db-3fa1-4b5a-ba73-52d5451297cc


Approvals / Certificates

General approvals

Logo	Approval	Additional Approval Text	Certificate name
	EAC Brjansker Zertifizierungsstelle	TP TC 020/2011	EAC_Certificate_RU_C-DE.AM02.B.00115_19
	EAC Brjansker Zertifizierungsstelle	TP TC 004/2011	EAC RU C-DE.AM02.B.00122/19
	UL Underwriters Laboratories Inc. (ORDINARY LOCATIONS)	UL 61010-1	E175199









Subject to changes. Please also observe the further product documentation!

Declarations of conformity and manufacturer's declarations



Logo	Approval	Additional Approval Text	Certificate name
	EU-Declaration of Conformity WAGO GmbH & Co. KG	-	-

Optional accessories

End plate

End plate		
	Item no.: 2002-1892 End and intermediate plate; 1 mm thick; orange	www.wago.com/2002-1892
	Item no.: 2002-1891 End and intermediate plate; 1 mm thick; gray	www.wago.com/2002-1891
	Item no.: 2002-1991 End and intermediate plate; 1 mm thick; gray	www.wago.com/2002-1991
	Item no.: 2002-1992 End and intermediate plate; 1 mm thick; orange	www.wago.com/2002-1992
	Item no.: 2002-1691 End and intermediate plate; 1 mm thick; gray	www.wago.com/2002-1691
	Item no.: 2002-1692 End and intermediate plate; 1 mm thick; orange	www.wago.com/2002-1692
	Item no.: 2002-1791 End and intermediate plate; 1 mm thick; gray	www.wago.com/2002-1791
	Item no.: 2002-1792 End and intermediate plate; 1 mm thick; orange	www.wago.com/2002-1792

Terminal blocks

Carrier terminal block for modules and plugs		
	Item no.: 2002-1961 2-conductor carrier terminal block; with additional jumper position; for DIN-rail 35 x 15 and 35 x 7.5; 2.5 mm ² ; Push-in CAGE CLAMP®; 2,50 mm ² ; gray	www.wago.com/2002-1961
	Item no.: 2002-1761 3-conductor carrier terminal block; for DIN-rail 35 x 15 and 35 x 7.5; 2.5 mm ² ; Push-in CAGE CLAMP®; 2,50 mm ² ; gray	www.wago.com/2002-1761

Subject to changes. Please also observe the further product documentation!



Item no.: 2002-1861

4-conductor carrier terminal block; for DIN-rail 35 x 15 and 35 x 7.5; 2.5 mm²; Push-in CAGE CLAMP®; 2,50 mm²; gray

www.wago.com/2002-1861

Marking accessories

Marking strip



Item no.: 2009-110

Marking strips; for Smart Printer; on reel; not stretchable; plain; snap-on type; white

www.wago.com/2009-110

Marker



Item no.: 2009-115

WMB-Inline; for Smart Printer; 1500 pieces on roll; stretchable 5 - 5.2 mm; plain; snap-on type; white

www.wago.com/2009-115



Item no.: 793-501

WMB marking card; as card; not stretchable; plain; snap-on type; white

www.wago.com/793-501



Item no.: 793-5501

WMB marking card; as card; for terminal block width 5 - 17.5 mm; stretchable 5 - 5.2 mm; plain; snap-on type; white

www.wago.com/793-5501

Downloads

Documentation

Bid Text

2042-3829 docx - Datei	2019 Feb 20	docx 17.3 kB	Download
2042-3829 X81 - Datei	2019 Feb 19	xml 3.9 kB	Download

Instruction Leaflet

Pluggable Relay Module / Pluggable Solid-State Relay Module	V 1.1.0	pdf 2.0 MB	Download
---	---------	---------------	----------

Additional Information

Disposal and Recycling Electrical and electronic equipment, Batteries, Packaging	V 1.1.0 2022 Aug 18	pdf 2.2 MB	Download
---	------------------------	---------------	----------

Subject to changes. Please also observe the further product documentation!



CAD/CAE-Data

CAD data

2D/3D Models 2042-3829	URL	Download
------------------------	---------------------	--------------------------

CAE data

ZUKEN Portal 2042-3829	URL	Download
------------------------	---------------------	--------------------------

Asset Administration Shell

Asset Administration Shell 2042-3829	URL	Download
--------------------------------------	---------------------	--------------------------

Environmental Product Compliance

Compliance Search

Environmental Product Compliance 2042-3829	URL	Download
--	---------------------	--------------------------

Relay module; Nominal input voltage: 24 ... 230 V AC/DC; 4 make contacts; Limiting continuous current: 3 A; Green status indicator; Module width: 25 mm

Installation Notes

Subject to changes. Please also observe the further product documentation!