

# K10P-11AT5-24 ✓ ACTIVE

Potter & Brumfield | Potter & Brumfield K10

TE Internal #: 3-1393144-5

Power Relays, Industrial Panel Plug-In, Monostable, AC, 1.25 VA  
Coil Power Rating AC, 160  $\Omega$  Coil Resistance, Potter & Brumfield  
K10

[View on TE.com >](#)



Relays & Contactors > Relays > Power Relays



Power Relay Type: **Industrial Panel Plug-In**

Coil Magnetic System: **Monostable, AC**

Coil Power Rating Class: **[ 1 – 2 VA ]**

Coil Power Rating AC: **1.25 VA**

Coil Resistance: **160  $\Omega$**

## Features

### Product Type Features

Power Relay Type	Industrial Panel Plug-In
------------------	--------------------------

### Electrical Characteristics

Insulation Initial Dielectric Between Coil & Contact Class	1000 – 1500 V
Insulation Initial Dielectric Between Contacts & Coil	1500 Vrms
Actuating System	AC
Insulation Initial Dielectric Between Open Contacts	1000 Vrms
Contact Limiting Making Current	15 A
Contact Limiting Short-Time Current	15 A
Contact Limiting Continuous Current	15 A
Insulation Initial Dielectric Between Adjacent Contacts	1500 Vrms
Insulation Initial Resistance	1000 M $\Omega$
Contact Limiting Breaking Current	15 A
Coil Magnetic System	Monostable, AC
	1 – 2 VA
Coil Power Rating AC	1.25 VA
Coil Resistance	160 $\Omega$
Coil Special Features	UL Coil Insulation Class B
Coil Voltage Rating	24 VAC



Contact Switching Load (Min)	300mA @ 12V
------------------------------	-------------

Contact Voltage Rating	120 VAC
------------------------	---------

### Body Features

Product Weight	51 g[1.799 oz]
----------------	----------------

### Contact Features

Contact Arrangement	2 Form C (CO)
---------------------	---------------

Contact Current Class	16 A
-----------------------	------

Contact Current Rating (Max)	15 A
------------------------------	------

Contact Material	AgCdO
------------------	-------

Contact Number of Poles	2
-------------------------	---

Relay Terminal Type	Quick Connect, Solder
---------------------	-----------------------

### Mechanical Attachment

Relay Mounting Type	Bracket, Panel Mount
---------------------	----------------------

### Dimensions

Length Class (Mechanical)	25 – 30 mm
---------------------------	------------

Height Class (Mechanical)	40 – 50 mm
---------------------------	------------

Width Class (Mechanical)	20 – 25 mm
--------------------------	------------

Product Width	21.7 mm[.854 in]
---------------	------------------

Product Length	27.6 mm[1.087 in]
----------------	-------------------

Product Height	42.7 mm[1.681 in]
----------------	-------------------

### Usage Conditions

Environmental Ambient Temperature Class	50 – 70 °C
---	------------

Environmental Ambient Temperature (Max)	70 °C[158 °F]
---	---------------

Operating Temperature Range	-45 – 70 °C
-----------------------------	-------------

### Packaging Features

Packaging Method	Package
------------------	---------

### Product Compliance

[For compliance documentation, visit the product page on TE.com>](#)

EU RoHS Directive 2011/65/EU	Compliant with Exemptions
------------------------------	---------------------------

EU ELV Directive 2000/53/EC	Not Compliant
-----------------------------	---------------

China RoHS 2 Directive MIIT Order No 32, 2016	Restricted Materials Above Threshold
---	--------------------------------------



EU REACH Regulation (EC) No. 1907/2006

Current ECHA Candidate List: JUNE 2023 (235)

Candidate List Declared Against: JUNE 2022 (224)

SVHC > Threshold:

Cadmium oxide (7.95% in Component Part)

**Article Safe Usage Statements:**

Use personal protective equipment as required. Do not eat, drink or smoke when using this product. Recycle if possible and dispose of the article by following all applicable governmental regulations relevant to your geographic location.

Halogen Content

Not Yet Reviewed for halogen content

Solder Process Capability

Not applicable for solder process capability

**Product Compliance Disclaimer**

This information is provided based on reasonable inquiry of our suppliers and represents our current actual knowledge based on the information they provided. This information is subject to change. The part numbers that TE has identified as EU RoHS compliant have a maximum concentration of 0.1% by weight in homogenous materials for lead, hexavalent chromium, mercury, PBB, PBDE, DBP, BBP, DEHP, DIBP, and 0.01% for cadmium, or qualify for an exemption to these limits as defined in the Annexes of Directive 2011/65/EU (RoHS2). Finished electrical and electronic equipment products will be CE marked as required by Directive 2011/65/EU. Components may not be CE marked. Additionally, the part numbers that TE has identified as EU ELV compliant have a maximum concentration of 0.1% by weight in homogenous materials for lead, hexavalent chromium, and mercury, and 0.01% for cadmium, or qualify for an exemption to these limits as defined in the Annexes of Directive 2000/53/EC (ELV). Regarding the REACH Regulation, the information TE provides on SVHC in articles for this part number is based on the latest European Chemicals Agency (ECHA) 'Guidance on requirements for substances in articles' posted at this URL: <https://echa.europa.eu/guidance-documents/guidance-on-reach>

## Compatible Parts



TE Part # 4-1393144-1  
K10P-11A15-24=K10/K20




TE Part # 4-1393144-7  
K10P-11A55-24=K10/K20




TE Part # 3-1393144-1  
K10P-11AT1-24=K10/K20

## Also in the Series | Potter & Brumfield K10



Power Relays(27)



Relay Accessories, Sockets & Clips(3)

## Customers Also Bought



TE Part #1-640454-5  
15P MTA100 HDR ASSY SQ STR POL



TE Part #1-796435-2  
CPC PSTD RCPT,13-7,R/A LF



TE Part #3-1393144-3  
K10P-11AT5-120=K10/K20



TE Part #5-1625867-3  
RP 1J 0.166W 21R5 0.1% 25PPM 1K RL



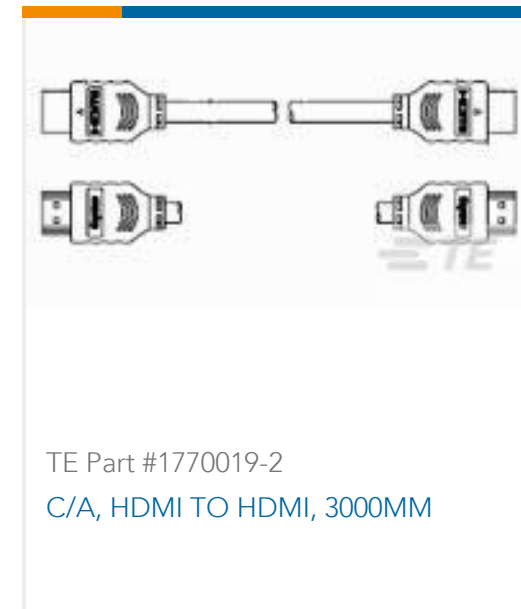
TE Part #66460-7  
PIN,.062 DIA,.025 SQ POST,LP



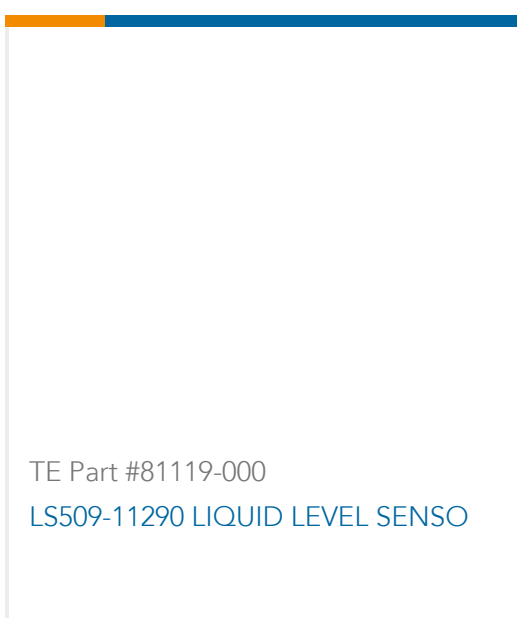
TE Part #6-1393118-0  
KUP-5A15-24=KU



TE Part #YDTS20T17-06PCV001  
RECP ASSY



TE Part #1770019-2  
C/A, HDMI TO HDMI, 3000MM



TE Part #81119-000  
LS509-11290 LIQUID LEVEL SENSO

## Documents

### CAD Files

#### Customer View Model

[ENG\\_CVM\\_CVM\\_3-1393144-5\\_B.2d\\_dxf.zip](#)

English

### 3D PDF

3D

#### Customer View Model

[ENG\\_CVM\\_CVM\\_3-1393144-5\\_B.3d\\_igs.zip](#)

English

#### Customer View Model

[ENG\\_CVM\\_CVM\\_3-1393144-5\\_B.3d\\_stp.zip](#)

English

By downloading the CAD file I accept and agree to the [Terms and Conditions](#) of use.

### Datasheets & Catalog Pages

#### K10 Series Miniature Relay

English

### Product Specifications



## Definitions General Purpose Relays

English

---

## Agency Approvals

UL

English