




Terminals & Splices > Magnet Wire Terminals



Magnet Wire Terminal Type: **Wire-to-Wire**

Compatible Insulation Diameter (Max): **2.9 mm [.115 in]**

Compatible Insulation Diameter Range: **2.9 mm [.115 in]**

Lead Wire Size: **.3 – .8 mm²**

Features

Product Type Features

Compatible With Discrete Wire Type

Magnet Wire & Lead Wire

Contact Features

Magnet Wire Terminal Type

Wire-to-Wire

Terminal Plating Material

Unplated

Terminal Orientation

Straight

Termination Features

Termination Method to Wire & Cable

Insulation Displacement (IDC)

Mechanical Attachment

Mating Retention Type

Barbs

Dimensions

Terminal Height

3.17 mm [.125 in]

Compatible Insulation Diameter (Max)

2.9 mm [.115 in]

Compatible Insulation Diameter Range

2.9 mm [.115 in]

Lead Wire Size

.3 – .8 mm²

Magnet Wire Size

.16 – 1.02 mm



Stock Thickness (Magnet Wire Side)	.51 mm[.02 in]
------------------------------------	----------------

Product Length	7.62 mm[.3 in]
----------------	----------------

Usage Conditions

Insulation Option	Uninsulated
-------------------	-------------

Operating Temperature Range	-40 – 175 °C[-40 – 347 °F]
-----------------------------	----------------------------

Operation/Application

Compatible With Wire Base Material	Copper
------------------------------------	--------

Packaging Features

Packaging Method	Bag
------------------	-----

Product Compliance

[For compliance documentation, visit the product page on TE.com>](#)

EU RoHS Directive 2011/65/EU	Compliant
------------------------------	-----------

EU ELV Directive 2000/53/EC	Compliant
-----------------------------	-----------

China RoHS 2 Directive MIIT Order No 32, 2016	No Restricted Materials Above Threshold
---	---

EU REACH Regulation (EC) No. 1907/2006	Current ECHA Candidate List: JUNE 2023 (235) Candidate List Declared Against: JUNE 2023 (235) Does not contain REACH SVHC
--	---

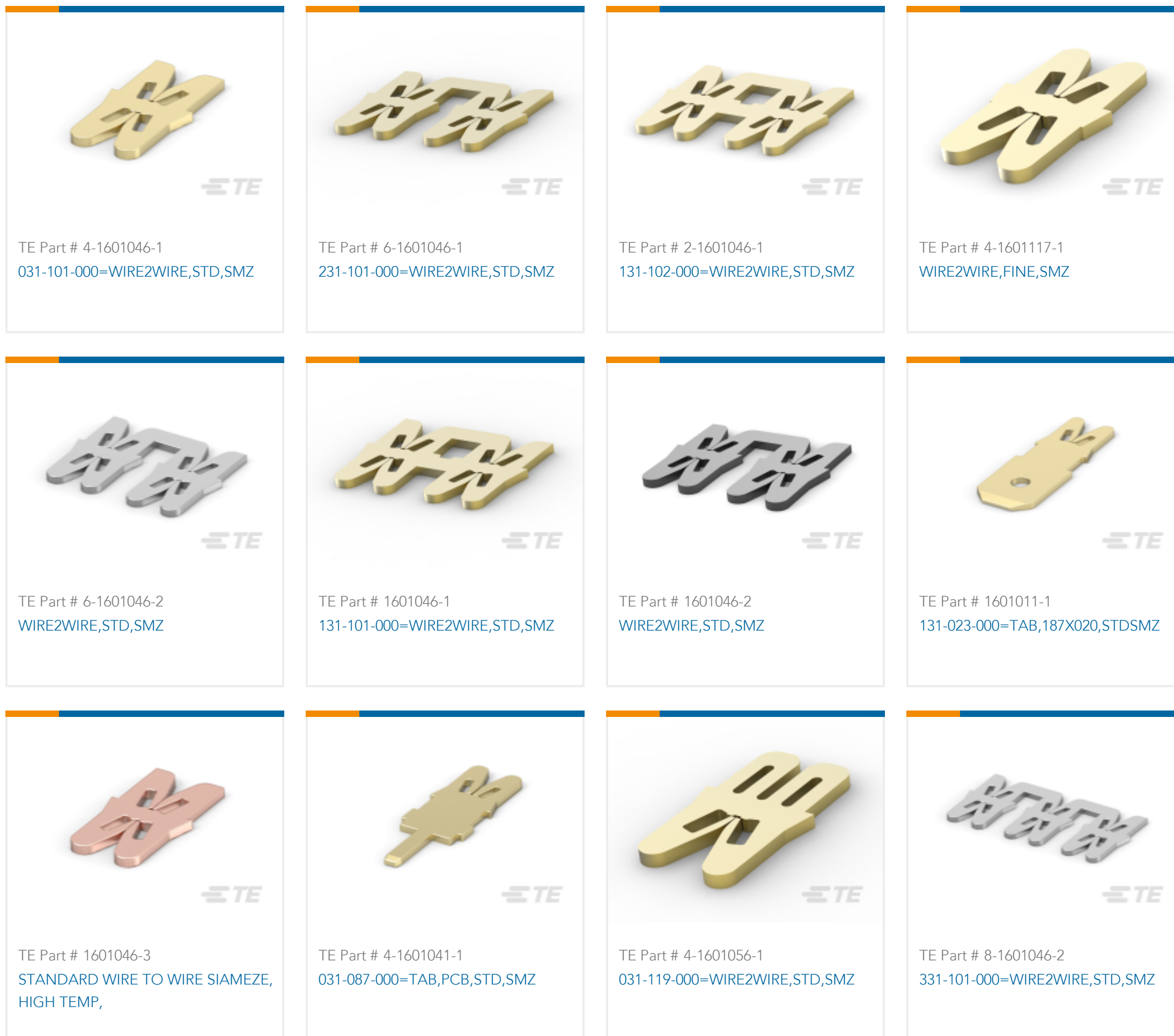
Halogen Content	Low Halogen - Br, Cl, F, I < 900 ppm per homogenous material. Also BFR/CFR/PVC Free
-----------------	---

Solder Process Capability	Not applicable for solder process capability
---------------------------	--

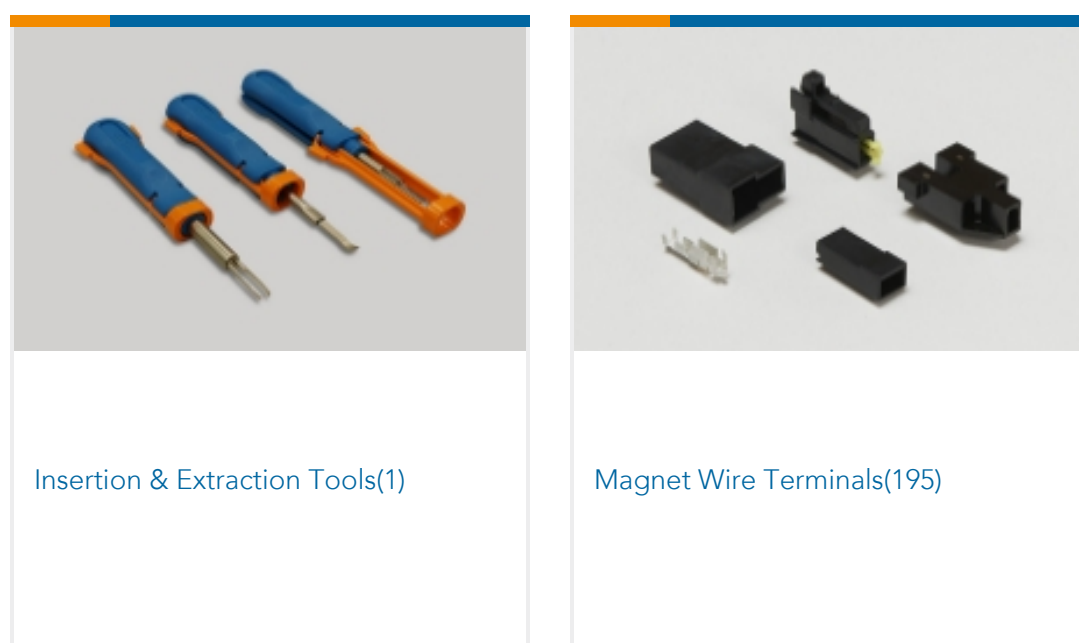
Product Compliance Disclaimer

This information is provided based on reasonable inquiry of our suppliers and represents our current actual knowledge based on the information they provided. This information is subject to change. The part numbers that TE has identified as EU RoHS compliant have a maximum concentration of 0.1% by weight in homogenous materials for lead, hexavalent chromium, mercury, PBB, PBDE, DBP, BBP, DEHP, DIBP, and 0.01% for cadmium, or qualify for an exemption to these limits as defined in the Annexes of Directive 2011/65/EU (RoHS2). Finished electrical and electronic equipment products will be CE marked as required by Directive 2011/65/EU. Components may not be CE marked. Additionally, the part numbers that TE has identified as EU ELV compliant have a maximum concentration of 0.1% by weight in homogenous materials for lead, hexavalent chromium, and mercury, and 0.01% for cadmium, or qualify for an exemption to these limits as defined in the Annexes of Directive 2000/53/EC (ELV). Regarding the REACH Regulation, the information TE provides on SVHC in articles for this part number is based on the latest European Chemicals Agency (ECHA) 'Guidance on requirements for substances in articles' posted at this URL: <https://echa.europa.eu/guidance-documents/guidance-on-reach>


Compatible Parts



Also in the Series | **SIAMEZE**



Customers Also Bought





Documents

Product Drawings

[331-101-000=WIRE2WIRE,STD,SMZ](#)

English

[331-101-000=WIRE2WIRE,STD,SMZ](#)

English

CAD Files

Customer View Model

[ENG_CVM_CVM_8-1601046-1_H.2d_dxf.zip](#)

English

[3D PDF](#)

3D

Customer View Model

[ENG_CVM_CVM_8-1601046-1_H.3d_igs.zip](#)

English

Customer View Model

[ENG_CVM_CVM_8-1601046-1_H.3d_stp.zip](#)

English

By downloading the CAD file I accept and agree to the [Terms and Conditions](#) of use.

Datasheets & Catalog Pages

[1654742_HOUSEHOLD_APPLIANCES_RAST5](#)

English

[Magnet Wire Terminals & Splices](#)

English

[1-1773702-7_IDC_Magnet_Wire](#)

English



Product Specifications

Application Specification

English

Agency Approvals

UL Report

English