



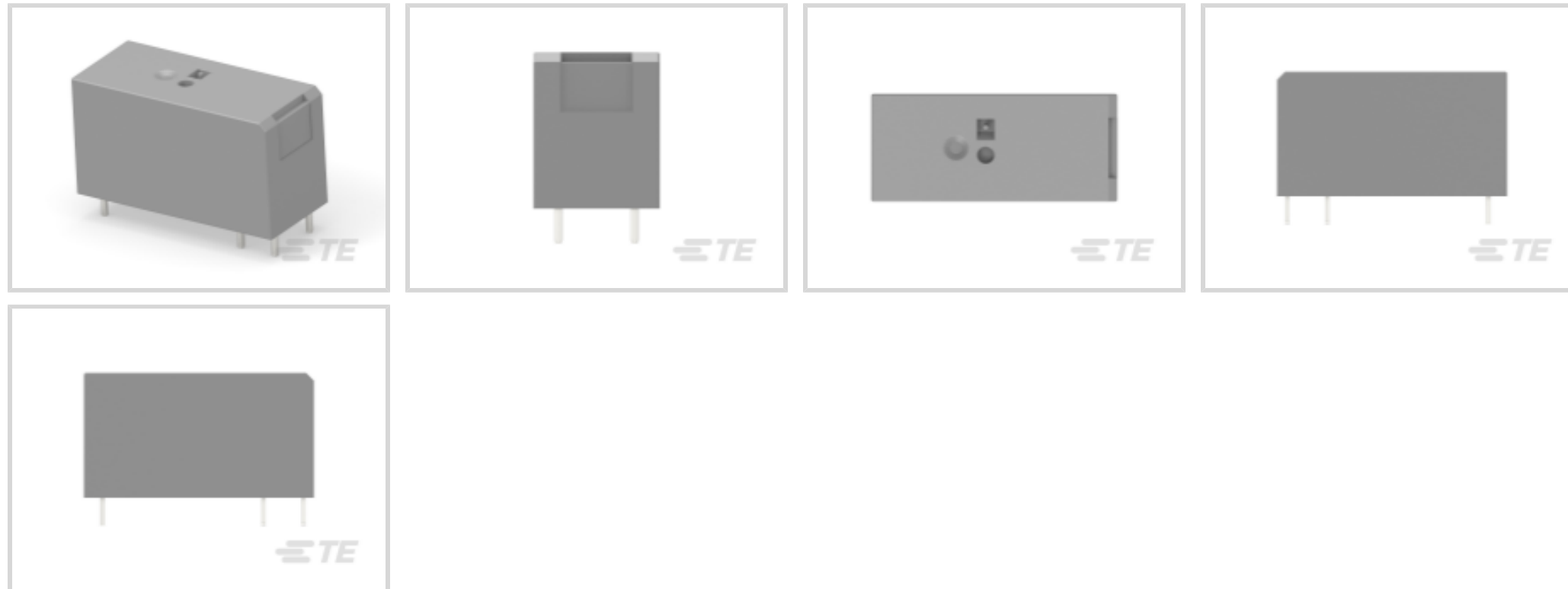
SCHRACK | SCHRACK Power PCB Relay RT Inrush Power

TE Internal #: 1-1415898-6

Power Relays, Standard, Monostable, DC, 403 mW Coil Power Rating DC, 62 Ω Coil Resistance, SCHRACK Power PCB Relay RT Inrush Power

[View on TE.com >](#)

Relays & Contactors > Relays > Power Relays > PCB Power Relay: 16 Amp, Inrush



- Power Relay Type: **Standard**
- Coil Magnetic System: **Monostable, DC**
- Coil Power Rating DC: **403 mW**
- Coil Resistance: **62 Ω**
- Coil Special Features: **UL Coil Insulation Class F**

[All PCB Power Relay: 16 Amp, Inrush \(17\)](#)

## Features

### Product Type Features

Power Relay Type	Standard
------------------	----------

### Electrical Characteristics

Insulation Initial Dielectric Between Coil & Contact Class	4000 – 5000 V
Insulation Initial Dielectric Between Open Contacts	1250 Vrms
Contact Limiting Making Current	165 A
Contact Limiting Continuous Current	16 A
Insulation Creepage Class	8 mm
Coil Power Rating Class	400 – 500 mW
Insulation Initial Dielectric Between Contacts & Coil	5000 Vrms
Insulation Creepage Between Contact & Coil	10 mm [.394 in]
Contact Limiting Breaking Current	16 A
Coil Magnetic System	Monostable, DC
Coil Power Rating DC	403 mW



Coil Resistance	62 $\Omega$
Coil Special Features	UL Coil Insulation Class F
Coil Voltage Rating	5 VDC
Contact Switching Voltage (Max)	400 VAC
Contact Voltage Rating	250 VAC

### Body Features

Insulation Special Features	Tracking Index of Relay Base PTI250V
Product Weight	14 g[.494 oz]

### Contact Features

Contact Special Features	W Pre-Make Contact
Contact Arrangement	1 Form A (NO)
Contact Current Class	16 A
Contact Current Rating (Max)	16 A
Contact Material	W + AgSnO <sub>2</sub>
Contact Number of Poles	1
Relay Terminal Type	PCB-THT, Plug-In

### Mechanical Attachment

Relay Mounting Type	Printed Circuit Board, Socket
---------------------	-------------------------------

### Dimensions

Length Class (Mechanical)	25 – 30 mm
Insulation Clearance Class	8 mm
Height Class (Mechanical)	15 – 16 mm
Insulation Clearance Between Contact & Coil	10 mm[.394 in]
Width Class (Mechanical)	12 – 16 mm
Product Width	12.7 mm[.5 in]
Product Length	29 mm[1.142 in]
Product Height	15.7 mm[.618 in]

### Usage Conditions

Environmental Ambient Temperature (Max)	85 °C[185 °F]
---	---------------

### Packaging Features

Packaging Method	Carton, Tube
------------------	--------------

## Product Compliance

[For compliance documentation, visit the product page on TE.com>](#)

EU RoHS Directive 2011/65/EU	Compliant
EU ELV Directive 2000/53/EC	Compliant
China RoHS 2 Directive MIIT Order No 32, 2016	No Restricted Materials Above Threshold
EU REACH Regulation (EC) No. 1907/2006	Current ECHA Candidate List: JUNE 2023 (235) Candidate List Declared Against: JUNE 2023 (235) Does not contain REACH SVHC
Halogen Content	Not Low Halogen - contains Br or Cl > 900 ppm.
Solder Process Capability	Wave solder capable to 265°C

### Product Compliance Disclaimer

This information is provided based on reasonable inquiry of our suppliers and represents our current actual knowledge based on the information they provided. This information is subject to change. The part numbers that TE has identified as EU RoHS compliant have a maximum concentration of 0.1% by weight in homogenous materials for lead, hexavalent chromium, mercury, PBB, PBDE, DBP, BBP, DEHP, DIBP, and 0.01% for cadmium, or qualify for an exemption to these limits as defined in the Annexes of Directive 2011/65/EU (RoHS2). Finished electrical and electronic equipment products will be CE marked as required by Directive 2011/65/EU. Components may not be CE marked. Additionally, the part numbers that TE has identified as EU ELV compliant have a maximum concentration of 0.1% by weight in homogenous materials for lead, hexavalent chromium, and mercury, and 0.01% for cadmium, or qualify for an exemption to these limits as defined in the Annexes of Directive 2000/53/EC (ELV). Regarding the REACH Regulation, the information TE provides on SVHC in articles for this part number is based on the latest European Chemicals Agency (ECHA) 'Guidance on requirements for substances in articles' posted at this URL: <https://echa.europa.eu/guidance-documents/guidance-on-reach>

## Compatible Parts

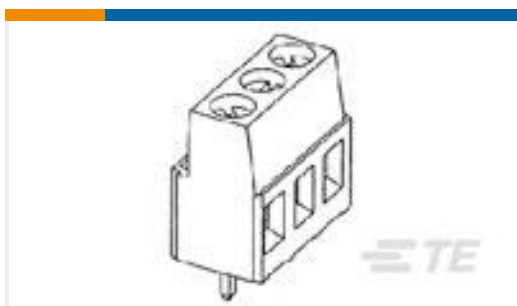




Also in the Series | [SCHRACK Power PCB Relay RT Inrush Power](#)



Power Relays(33)

## Customers Also Bought

TE Part #770849-3  
03P SL156 HSG W/LCK RMP & TABSTE Part #1415898-1  
RTS3T024TE Part #1-1879075-6  
THS25 2R2 5%TE Part #3-747579-0  
SHLDNG FERRULE, PLTD, BULK PKGTE Part #2-796683-4  
TERMI-BLOK PCB MOUNT 90 24P.TE Part #5052942064  
RNF-100-3/32-0-STKTE Part #5052872016  
RNF-100-3/64-6-STKTE Part #2389807-1  
STRAIN RELIEF, 35 POSITION  
AMPSEALTE Part #1676341-1  
RN 0805 43K2 0.1% 10PPM CUT  
LENGTH

## Documents

### CAD Files

Customer View Model

[ENG\\_CVM\\_CVM\\_1-1415898-6\\_E.3d\\_igs.zip](#)

English

Customer View Model

[ENG\\_CVM\\_CVM\\_1-1415898-6\\_E.3d\\_stp.zip](#)

English

Customer View Model

[ENG\\_CVM\\_CVM\\_1-1415898-6\\_E.2d\\_dxf.zip](#)



English

[3D PDF](#)

[3D](#)

By downloading the CAD file I accept and agree to the [Terms and Conditions](#) of use.

---

### Datasheets & Catalog Pages

[Power PCB Relay RT Inrush Power](#)

English

---

### Product Specifications

[Definitions General Purpose Relays](#)

English

---

### Agency Approvals

[VDE Certificate](#)

English