

1827569-2 ✓ ACTIVE

Dynamic Series | Dynamic 1000 Series

TE Internal #: 1827569-2

Receptacle Contact, Gold, 30 – 28 AWG Wire Size, .05 – .09 mm²

Wire Size, Signal, -67 – 221 °F [-55 – 105 °C], Dynamic 1000 Series

[View on TE.com >](#)



Connectors > Contacts > Connector Contacts > Contact: Component To Wire; 3-5A, 30-18 Wire Size



Contact Type: **Receptacle**

Contact Mating Area Plating Material: **Gold**

Wire Size: **.05 – .09 mm²**

Product Terminates To: **Wire & Cable**

All Contact: Component To Wire; 3-5A, 30-18 Wire Size (30)

Features

Contact Features

Mating Tab Width	.7 mm[.027 in]
Mating Tab Thickness	.5 mm[.02 in]
Contact Type	Receptacle
Contact Mating Area Plating Material	Gold
Contact Current Rating (Max)	5 A

Termination Features

Product Terminates To	Wire & Cable
-----------------------	--------------

Dimensions

Wire Size	.05 – .09 mm ²
-----------	---------------------------

Usage Conditions

Operating Temperature Range	-55 – 105 °C[-67 – 221 °F]
-----------------------------	----------------------------

Operation/Application

Circuit Application	Signal
---------------------	--------

Packaging Features

Packaging Method	Reel & Box
------------------	------------

Product Compliance









[For compliance documentation, visit the product page on TE.com>](#)

EU RoHS Directive 2011/65/EU	Compliant
EU ELV Directive 2000/53/EC	Compliant
China RoHS 2 Directive MIIT Order No 32, 2016	No Restricted Materials Above Threshold
EU REACH Regulation (EC) No. 1907/2006	Current ECHA Candidate List: JUNE 2023 (235) Candidate List Declared Against: JUNE 2023 (235) Does not contain REACH SVHC
Halogen Content	Low Halogen - Br, Cl, F, I < 900 ppm per homogenous material. Also BFR/CFR/PVC Free
Solder Process Capability	Not applicable for solder process capability

Product Compliance Disclaimer

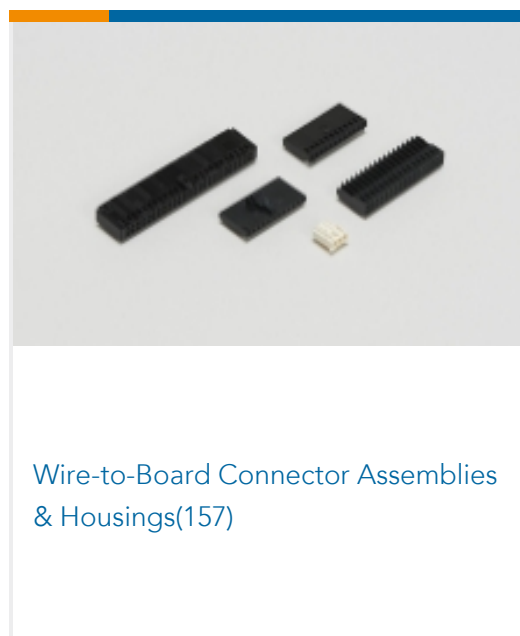


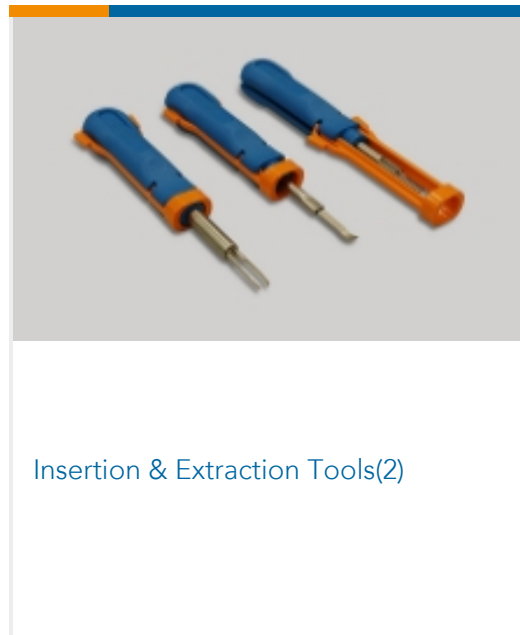

This information is provided based on reasonable inquiry of our suppliers and represents our current actual knowledge based on the information they provided. This information is subject to change. The part numbers that TE has identified as EU RoHS compliant have a maximum concentration of 0.1% by weight in homogenous materials for lead, hexavalent chromium, mercury, PBB, PBDE, DBP, BBP, DEHP, DIBP, and 0.01% for cadmium, or qualify for an exemption to these limits as defined in the Annexes of Directive 2011/65/EU (RoHS2). Finished electrical and electronic equipment products will be CE marked as required by Directive 2011/65/EU. Components may not be CE marked. Additionally, the part numbers that TE has identified as EU ELV compliant have a maximum concentration of 0.1% by weight in homogenous materials for lead, hexavalent chromium, and mercury, and 0.01% for cadmium, or qualify for an exemption to these limits as defined in the Annexes of Directive 2000/53/EC (ELV). Regarding the REACH Regulation, the information TE provides on SVHC in articles for this part number is based on the latest European Chemicals Agency (ECHA) 'Guidance on requirements for substances in articles' posted at this URL: <https://echa.europa.eu/guidance-documents/guidance-on-reach>

Compatible Parts

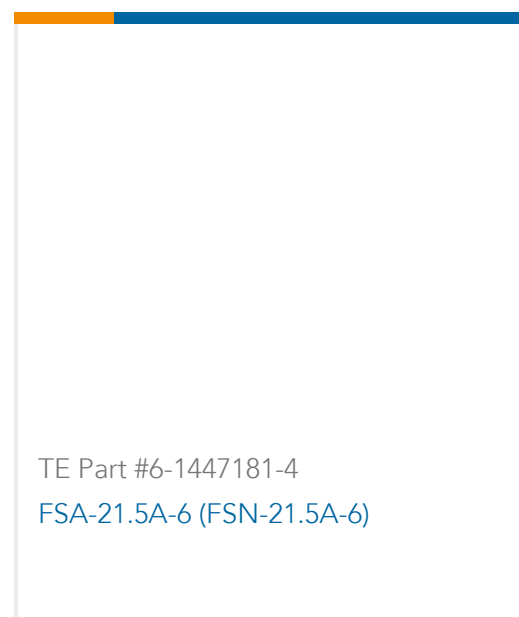
 <p>TE Part # 1-1827864-0 DYNAMIC 1200D REC HSG 20P X BLACK</p>	 <p>TE Part # 1-1827863-0 DYNAMIC 1100D REC HSG X 40P BL</p>	 <p>TE Part # 1891526-1 EXTRACTION TOOL FOR DYNAMIC 1000 SERIES</p>	 <p>TE Part # CAT-D9934-A15 Contact: Component To Wire; 3-5A, 30-18 Wire Size</p>
 <p>TE Part # 2151110-1 OCEAN_2.0_APPLICATOR-S-036F057F</p>	 <p>TE Part # 7-2151110-7 OCEAN_2.0_SPARE_PART_KIT-036F057F</p>	 <p>TE Part # 1-2333134-1 DYNAMIC 1100D REC HSG 22P X BLACK 33%GF</p>	 <p>TE Part # 2151110-2 OCEAN_2.0_APPLICATOR-S-036F057FA</p>



Also in the Series | Dynamic 1000 Series



Customers Also Bought





Documents

Product Drawings

[DYNAMIC D1000 REC CONT S AU 0.38um FORM](#)

English

CAD Files

Customer View Model

[ENG_CVM_CVM_1827569-2_G.2d_dxf.zip](#)

English

3D PDF

3D

Customer View Model

[ENG_CVM_CVM_1827569-2_G.3d_igs.zip](#)

English

Customer View Model

[ENG_CVM_CVM_1827569-2_G.3d_stp.zip](#)

English

By downloading the CAD file I accept and agree to the [Terms and Conditions](#) of use.

Datasheets & Catalog Pages

[1-1773732-4_DYNAMIC_SERIES_CATALOG_ENGLISH](#)

Japanese

[1-1773732-4_DYNAMIC_SERIES_CATALOG_ENGLISH](#)

English

Product Specifications

[Application Specification](#)

English

Instruction Sheets

[Instruction Sheet \(non U.S.\)](#)

English

[MULTIPLE ENCLOSURE 67M D1100 24POS. REC PLUG](#)

Japanese

[Instruction Sheet \(non U.S.\)](#)

Japanese

[Instruction Sheet \(non U.S.\)](#)

Japanese

[MULTIPLE ENCLOSURE 67M D1200 15POS. REC PLUG](#)

Japanese

[MULTIPLE ENCLOSURE 65M D1100 32POS](#)

Japanese

[Instruction Sheet \(non U.S.\)](#)

Japanese



[Instruction Sheet \(non U.S.\)](#)

Japanese

[Agency Approvals](#)

[TUV Certificate](#)

English