

Crystal Model: RFX-21 series

Issue 1; 19th July 2022

Features

- Standard frequency range (12.0 to 96.0) MHz fundamental
- Temperature stability from ± 10 ppm
- Temperature range from $(-40$ to $+85)^\circ\text{C}$
- The flexible nature of the design, means that variations to suit almost any application can be developed to meet individual customer requirements
- Drive level (0.01 - 0.1)mW
- Series Resistance—see table
- Shunt capacitance C_0 3 pF max.
- Load capacitance CL (8 - 50)pF or series
- Ageing $\pm 2 \times 10^{-6}$ /year

Environmental

- Electrostatic-Sensitive Device (ESD)
- Storage Temperature Range: $(-55$ to $+125)^\circ\text{C}$
- Mechanical shock: MIL standard 202F, method 213 condition J
- Thermal shock: MIL standard 202F, method 107, condition A
- Vibration: MIL standard 202F, method 204, condition B
- Solderability: 5 seconds maximum at 230°C
- 3 seconds maximum at 350°C

Compliance

- RoHS Status (2011/65/EU) Compliant
- REACH Status - Compliant

Packaging

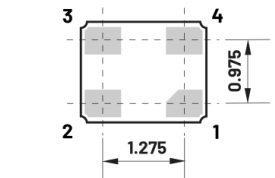
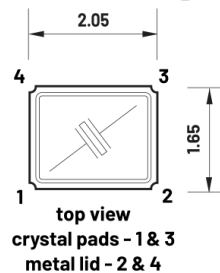
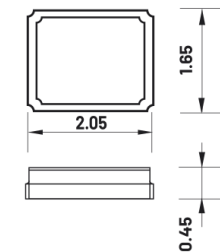
- Pack Style: tape and reel: 3000 pieces

Ordering Information

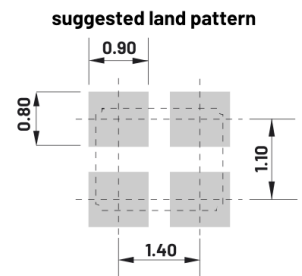
- Unique customer part number and custom specification issued with each application
- Crystal model: RFX-21 series



Dimensions (mm)



pads viewed from bottom
pad size (0.72 x 0.55)mm



ESR-Equivalent Series Resistance

Frequency range (MHz)	Cut/Mode	ESR (Ω) upper	ESR (Ω) lower
12.0 - 96.0	AT1	<180	>30