

OJ-SS-112DM,000 ✓ ACTIVE

OEG | OEG Miniature PCB Relay OJ/OJE

TE Internal #: 1-1419129-8

Power Relays, Standard, Monostable, DC, 450 mW Coil Power


Rating DC, 320 Ω Coil Resistance, UL Coil Insulation Class E, OEG

Miniature PCB Relay OJ/OJE

[View on TE.com >](#)



Relays & Contactors > Relays > Power Relays > STD OEG Miniature PCB OJ/OJE Pow Relays



Power Relay Type: **Standard**

Coil Magnetic System: **Monostable, DC**

Coil Power Rating DC: **450 mW**

Coil Resistance: **320 Ω**

Coil Special Features: **UL Coil Insulation Class E**

[All STD OEG Miniature PCB OJ/OJE Pow Relays \(65\)](#)

Features

Product Type Features

Power Relay Type	Standard
------------------	----------

Electrical Characteristics

Insulation Initial Dielectric Between Coil & Contact Class	3500 – 4000 V
Insulation Initial Dielectric Between Open Contacts	750 Vrms
Contact Limiting Making Current	5 A
Contact Limiting Short-Time Current	5 A
Contact Limiting Continuous Current	5 A
Insulation Creepage Class	5.5 – 8 mm
Coil Power Rating Class	400 – 500 mW
Insulation Initial Dielectric Between Contacts & Coil	4000 Vrms
Insulation Creepage Between Contact & Coil	9.4 mm[.37 in]
Contact Limiting Breaking Current	5 A
Coil Magnetic System	Monostable, DC

Coil Power Rating DC	450 mW
Coil Resistance	320 Ω
Coil Special Features	UL Coil Insulation Class E
Coil Voltage Rating	12 VDC
Contact Switching Load (Min)	100mA @ 5V
Contact Switching Voltage (Max)	30 VDC
Contact Voltage Rating	30 VDC

Body Features

Insulation Special Features	Tracking Index of Relay Base PTI250
Product Weight	9 g[.318 oz]

Contact Features

Contact Arrangement	1 Form A (NO)
Contact Current Class	16 A
Contact Current Rating (Max)	5 A
Contact Material	AgNi
Contact Number of Poles	1
Relay Terminal Type	PCB-THT

Termination Features

Relay Termination Type	Through Hole
------------------------	--------------

Mechanical Attachment

Relay Mounting Type	Printed Circuit Board
---------------------	-----------------------

Dimensions

Length Class (Mechanical)	16 – 20 mm
Insulation Clearance Class	2.5 – 4 mm
Height Class (Mechanical)	14 – 15 mm
Insulation Clearance Between Contact & Coil	7.7 mm[.303 in]
Width Class (Mechanical)	10 – 12 mm
Product Width	10.2 mm[.4 in]
Product Length	18.2 mm[.717 in]
Product Height	14.7 mm[.579 in]

Usage Conditions

Environmental Ambient Temperature Class	70 – 85 $^{\circ}$ C
---	----------------------



Environmental Ambient Temperature (Max) 85 °C[185 °F]

Packaging Features

Packaging Method Box & Tray, Tray

Product Compliance

[For compliance documentation, visit the product page on TE.com>](#)

EU RoHS Directive 2011/65/EU Compliant

EU ELV Directive 2000/53/EC Compliant

China RoHS 2 Directive MIIT Order No 32, 2016 No Restricted Materials Above Threshold

EU REACH Regulation (EC) No. 1907/2006
 Current ECHA Candidate List: JUNE 2023 (235)
 Candidate List Declared Against: JUNE 2023 (235)
 Does not contain REACH SVHC

Halogen Content Not Low Halogen - contains Br or Cl > 900 ppm.

Solder Process Capability Wave solder capable to 265°C

Product Compliance Disclaimer

This information is provided based on reasonable inquiry of our suppliers and represents our current actual knowledge based on the information they provided. This information is subject to change. The part numbers that TE has identified as EU RoHS compliant have a maximum concentration of 0.1% by weight in homogenous materials for lead, hexavalent chromium, mercury, PBB, PBDE, DBP, BBP, DEHP, DIBP, and 0.01% for cadmium, or qualify for an exemption to these limits as defined in the Annexes of Directive 2011/65/EU (RoHS2). Finished electrical and electronic equipment products will be CE marked as required by Directive 2011/65/EU. Components may not be CE marked. Additionally, the part numbers that TE has identified as EU ELV compliant have a maximum concentration of 0.1% by weight in homogenous materials for lead, hexavalent chromium, and mercury, and 0.01% for cadmium, or qualify for an exemption to these limits as defined in the Annexes of Directive 2000/53/EC (ELV). Regarding the REACH Regulation, the information TE provides on SVHC in articles for this part number is based on the latest European Chemicals Agency (ECHA) 'Guidance on requirements for substances in articles' posted at this URL: <https://echa.europa.eu/guidance-documents/guidance-on-reach>

Compatible Parts



Also in the Series | OEG Miniature PCB Relay OJ/OJE



Power Relays(67)

Customers Also Bought



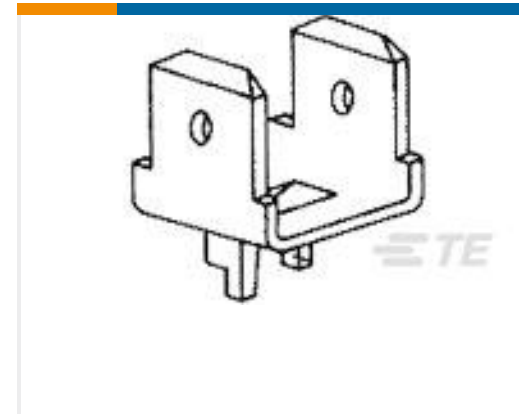
TE Part #HD34-24-91PE
REC, 9P, AL, E, 8/12/16, P



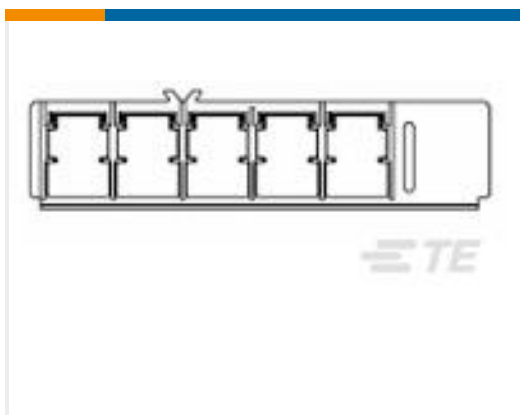
TE Part #1461247-3
STD OEG Miniature PCB OJ/OJE Pow Relays




TE Part #179956-2
DYNAMIC D-5 REC CONT. M FORM



TE Part #62221-1
187 FASTON TAB TPBR



TE Part #787439-1
BATT INT,INSERT ASSY,5P,12.0V



TE Part #171363-1
MULTI INTERLOCK CONN HSG

Documents

Product Drawings

[OJ-SS-112DM,000](#)

English

CAD Files

[3D PDF](#)

3D

Customer View Model

[ENG_CVM_CVM_1-1419129-8_E4.2d_dxf.zip](#)

English

Customer View Model

[ENG_CVM_CVM_1-1419129-8_E4.3d_igs.zip](#)

English

Customer View Model

[ENG_CVM_CVM_1-1419129-8_E4.3d_stp.zip](#)

English

By downloading the CAD file I accept and agree to the [Terms and Conditions](#) of use.



Datasheets & Catalog Pages

[OJ_OJE Series Relay Data Sheet English](#)

English

Product Specifications

[OJ-SS-112DM,000 Spec Sheet](#)

Japanese

[Definitions General Purpose Relays](#)

English

Agency Approvals

[VDE Certificate](#)

English