

K10P-11D15-48 ✓ ACTIVE

Potter & Brumfield | Potter & Brumfield K10

TE Internal #: 5-1393144-9

Power Relays, Industrial Panel Plug-In, Monostable, DC, 900 mW
Coil Power Rating DC, 2600 Ω Coil Resistance, Potter & Brumfield
K10

[View on TE.com >](#)



Relays & Contactors > Relays > Power Relays



Power Relay Type: **Industrial Panel Plug-In**

Coil Magnetic System: **Monostable, DC**

Coil Power Rating DC: **900 mW**

Coil Resistance: **2600 Ω**

Coil Special Features: **UL Coil Insulation Class B**

Features

Product Type Features

Power Relay Type	Industrial Panel Plug-In
------------------	--------------------------

Electrical Characteristics

Insulation Initial Dielectric Between Coil & Contact Class	1000 – 1500 V
Insulation Initial Dielectric Between Contacts & Coil	1500 Vrms
Actuating System	DC
Insulation Initial Dielectric Between Open Contacts	1000 Vrms
Contact Limiting Making Current	10 A
Contact Limiting Short-Time Current	10 A
Contact Limiting Continuous Current	10 A
Coil Power Rating Class	800 – 1000 mW
Insulation Initial Dielectric Between Adjacent Contacts	1500 Vrms
Insulation Initial Resistance	1000 M Ω
Contact Limiting Breaking Current	10 A
Coil Magnetic System	Monostable, DC
Coil Power Rating DC	900 mW
Coil Resistance	2600 Ω
Coil Special Features	UL Coil Insulation Class B
Coil Voltage Rating	48 VDC



Contact Switching Load (Min)	300mA @ 12V
------------------------------	-------------

Contact Voltage Rating	120 VAC
------------------------	---------

Body Features

Product Weight	51 g[1.799 oz]
----------------	----------------

Contact Features

Contact Arrangement	2 Form C (CO)
---------------------	---------------

Contact Current Class	16 A
-----------------------	------

Contact Current Rating (Max)	15 A
------------------------------	------

Contact Material	AgCdO
------------------	-------

Contact Number of Poles	2
-------------------------	---

Relay Terminal Type	Plug-In, Quick Connect, Solder
---------------------	--------------------------------

Mechanical Attachment

Relay Mounting Type	Socket
---------------------	--------

Dimensions

Length Class (Mechanical)	25 – 30 mm
---------------------------	------------

Height Class (Mechanical)	30 – 40 mm
---------------------------	------------

Width Class (Mechanical)	20 – 25 mm
--------------------------	------------

Product Width	21.8 mm[.858 in]
---------------	------------------

Product Length	28.2 mm[1.111 in]
----------------	-------------------

Product Height	34.9 mm[1.374 in]
----------------	-------------------

Usage Conditions

Environmental Ambient Temperature Class	50 – 70 °C
---	------------

Environmental Ambient Temperature (Max)	70 °C[158 °F]
---	---------------

Operating Temperature Range	-45 – 70 °C
-----------------------------	-------------

Packaging Features

Packaging Method	Package
------------------	---------

Product Compliance

[For compliance documentation, visit the product page on TE.com>](#)

EU RoHS Directive 2011/65/EU	Compliant with Exemptions
------------------------------	---------------------------

EU ELV Directive 2000/53/EC	Not Compliant
-----------------------------	---------------

China RoHS 2 Directive MIIT Order No 32, 2016	Restricted Materials Above Threshold
---	--------------------------------------



EU REACH Regulation (EC) No. 1907/2006

Current ECHA Candidate List: JUNE 2023
(235)

Candidate List Declared Against: JUNE
2022 (224)

SVHC > Threshold:

Cadmium oxide (7.95% in Component Part)

Article Safe Usage Statements:

Use personal protective equipment as required. Do not eat, drink or smoke when using this product. Recycle if possible and dispose of the article by following all applicable governmental regulations relevant to your geographic location.

Halogen Content

Not Yet Reviewed for halogen content


Solder Process Capability

Not applicable for solder process capability

Product Compliance Disclaimer

This information is provided based on reasonable inquiry of our suppliers and represents our current actual knowledge based on the information they provided. This information is subject to change. The part numbers that TE has identified as EU RoHS compliant have a maximum concentration of 0.1% by weight in homogenous materials for lead, hexavalent chromium, mercury, PBB, PBDE, DBP, BBP, DEHP, DIBP, and 0.01% for cadmium, or qualify for an exemption to these limits as defined in the Annexes of Directive 2011/65/EU (RoHS2). Finished electrical and electronic equipment products will be CE marked as required by Directive 2011/65/EU. Components may not be CE marked. Additionally, the part numbers that TE has identified as EU ELV compliant have a maximum concentration of 0.1% by weight in homogenous materials for lead, hexavalent chromium, and mercury, and 0.01% for cadmium, or qualify for an exemption to these limits as defined in the Annexes of Directive 2000/53/EC (ELV). Regarding the REACH Regulation, the information TE provides on SVHC in articles for this part number is based on the latest European Chemicals Agency (ECHA) 'Guidance on requirements for substances in articles' posted at this URL: <https://echa.europa.eu/guidance-documents/guidance-on-reach>

Compatible Parts



TE Part # 2-1419106-1
27E489=SOCKET,K10,8,PCB,NYL



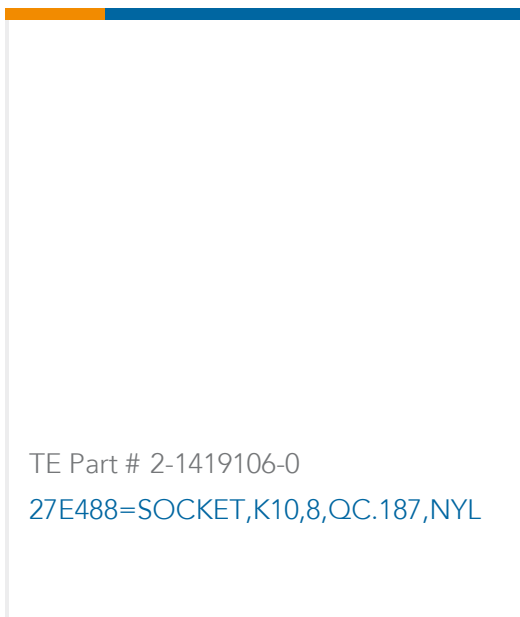
TE Part # 1-1419106-9
27E487=SOCKET,K10,8,SCW,PHEN,G



TE Part # 6-1393144-9
K10P-11D55-48=K10/K20




TE Part # 2-1419106-7
27E895=SOCKET,K10,8,QC,POLY,NA



TE Part # 2-1419106-0
27E488=SOCKET,K10,8,QC,187,NYL

Also in the Series | **Potter & Brumfield K10**



Power Relays(27)



Relay Accessories, Sockets & Clips(3)

Customers Also Bought



TE Part #2-1879071-5
THS50 10R 5%



TE Part #4-1393144-0
K10P-11A15-120=K10/K20



TE Part #500031-1
SPIRAP 1/2" PE, OUTDR, BLK, 50FT



TE Part #500030-1
SPIRAP 1/4" PE, OUTDR, BLK, 50FT



TE Part #2-1419106-3
27E891=SOCKET, KRPA, 8, OCTAL, POL



TE Part #NB17932001
RNF-100-1-1/2-BK-STK



TE Part #5510320002
PD-CAP-1/8-0



TE Part #2-1419106-7
27E895=SOCKET, K10, 8, OC, POLY, NA



TE Part #2-1393104-5
KRPA-11AG-120=KRPA-

Documents

CAD Files

Customer View Model

[ENG_CVM_5-1393144-9_0303.3d_igs.zip](#)

English

Customer View Model

[ENG_CVM_5-1393144-9_0303.3d_stp.zip](#)

English

Customer View Model

[ENG_CVM_5-1393144-9_0303.2d_dxf.zip](#)



English

[3D PDF](#)

English

By downloading the CAD file I accept and agree to the [Terms and Conditions](#) of use.

Datasheets & Catalog Pages

[K10 Series Miniature Relay](#)

English

Product Specifications

[Definitions General Purpose Relays](#)

English

Agency Approvals

[UL](#)

English