

Voltage Controlled Crystal Oscillator

CVXO-016T Model

5x7 mm SMD, 5V, HCMOS/TTL

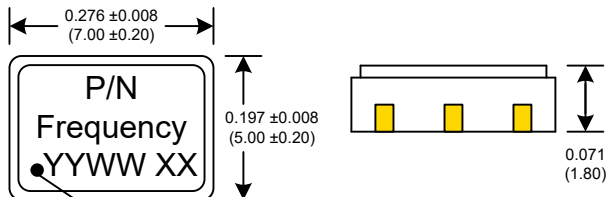
Frequency Range:	1 MHz to 52 MHz
Frequency Stability:	±25ppm to ±100ppm
Temperature Range:	
Operating:	0°C to 70°C
(Option X)	-40°C to 85°C
Storage:	-45°C to 90°C
Input Voltage:	5V ±0.5V
Control Voltage:	2.5V ±2.0V
Settability* At Nominal:	2.5V ±0.5V
Frequency Pulling:	±100ppm Min
Input Current:	10mA Max
Output:	HCMOS/TTL
Load:	15pF / 10 TTL
Symmetry:	40/60% Max @ 50% Vdd
Rise/Fall Time:	5ns Max @ 10% to 90% Vdd
Logic:	"0" = 10% Vdd Max "1" = 90% Vdd Min
Linearity:	±10% Max
Aging:	<3ppm 1 st year, <1ppm every year thereafter



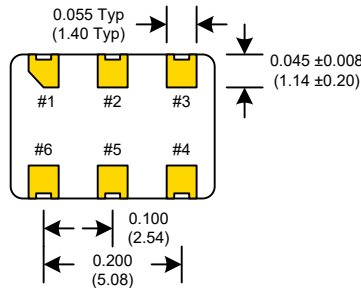
Designed to meet today's requirements for 5V Voltage Controlled Crystal Oscillator SMD Applications. The CVXO-016T provides a disable function for ICT (in-circuit-testing). Available on 16mm tape and reel in quantities of 1K.

Dimensions inches (mm)

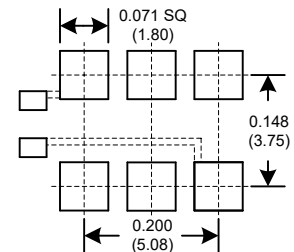
All dimensions are Max unless otherwise specified.



Denotes pad 1
YYWW=Date Code XX=Lot Code

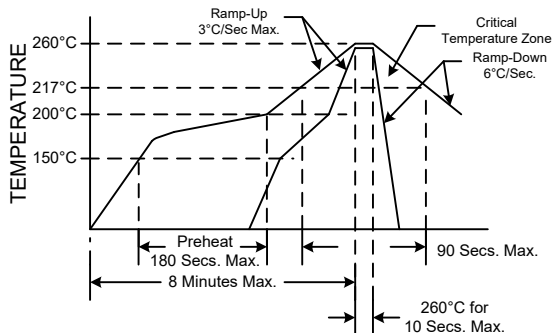


SUGGESTED PAD LAYOUT



0.01uF Bypass Capacitor Recommended

RECOMMENDED REFLOW SOLDERING PROFILE



NOTE: Reflow Profile with 240°C peak also acceptable.

Crystek Part Number Guide

CVXO - 016T - X - 25 - 49.152

#1 #2 #3 #4 #5

#1 Crystek VCXO
#2 Model
#3 Temp. Range: Blank= 0/70°C, X= -40/85°C
#4 Stability: (see Table 1)
#5 Frequency in MHz: 3 or 6 decimal places

Stability Indicator

Blank (std)	± 100ppm
25	± 25ppm
50	± 50ppm

Table 1

Example:
CVXO-016TX-25-25.000 = 5.0V, -40/85°C, 40/60, 25ppm, 25.000 MHz
CVXO-016T-50-19.660800 = 5.0V, 0/70°C, 40/60, 50ppm, 19.660800 MHz

PIN	Connection
1	Volt Cont.
2	Enable/Disable
3	GND
4	Output
5	N/C
6	Vdd

Enable/Disable	
Function pin 2	Output pin
Open	Active
"1" level 0.7×Vdd Min	Active
"0" level 0.3×Vdd Max	High Z

Specifications subject to change without notice.

Rev: K

Date: 10-May-2016

Page 1 of 1

*Settability is the Control Voltage at which the Output Frequency is equal to the nominal Frequency.