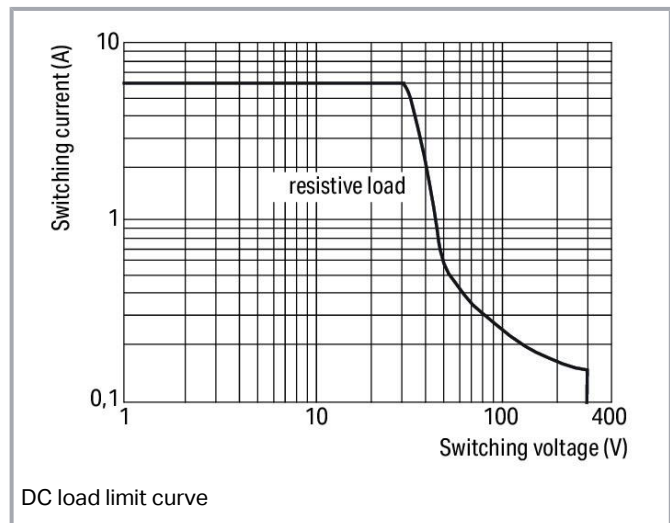
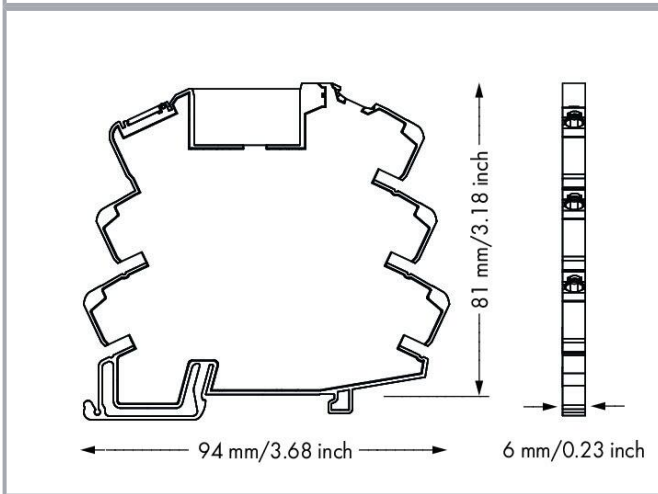
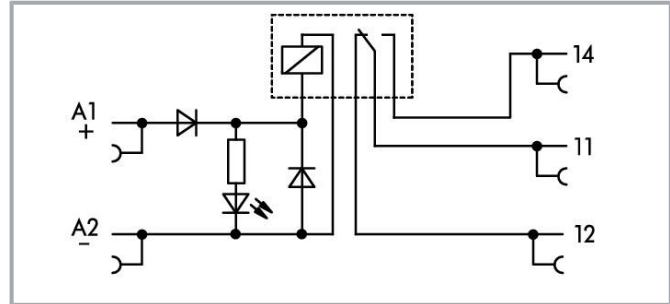
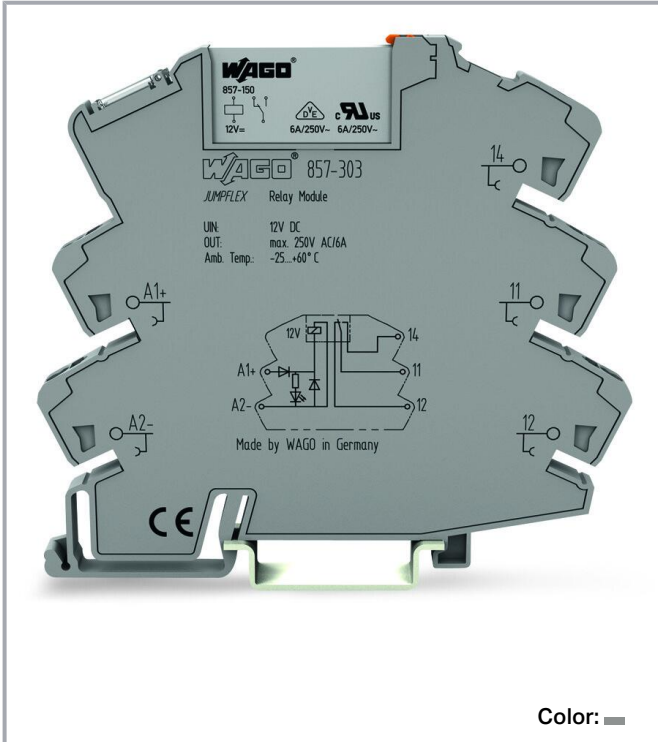


Data sheet | Item number: 857-303

Relay module; Nominal input voltage: 12 VDC; 1 changeover contact;
Limiting continuous current: 6 A; Yellow status indicator; Module width: 6 mm; 2,50 mm²; gray



www.wago.com/857-303



Subject to changes. Please also observe the further product documentation!

WAGO GmbH & Co. KG
Hansastr. 27
32423 Minden
Phone: +49571 887-0 | Fax: +49571 887-169
Email: info.de@wago.com | Web: www.wago.com

Do you have any questions about our products?
We are always happy to take your call at +49 (571) 887-44222.



Data

Notes

Safety information

Adjacent devices of the same type are devices of the same design (series) that are arranged next to one another on the DIN-rail with the same orientation. An end stop (249-116) must be fitted to devices of other types for compliance with the reinforced insulation requirements.

Note

To protect the relay coils and contacts, inductive loads must be dampened with an effective protection circuit.

Technical data

Control circuit

Nominal input voltage U_N	DC 12 V
-----------------------------	---------

Input voltage range	-15 ... +20 %
---------------------	---------------

Nominal input current at U_N	17 mA
--------------------------------	-------

Load circuit

Number of changeover/switchover contacts	1
--	---

Contact material (relay)	AgSnO ₂
--------------------------	--------------------

Limiting continuous current	6 A
-----------------------------	-----

Inrush current (resistive) max.	(AC) 20 A / 0.02 s
---------------------------------	--------------------

Switching voltage (max.)	AC 250 V
--------------------------	----------

Switching power (resistive) max.	AC 1500 VA; DC (see load limit curve)
----------------------------------	---------------------------------------

Switching capacity	AC-15: 3 A / AC 250 V; DC-13: 2 A / DC 24 V
--------------------	---

Recommended minimum load	10 V / 10 mA; 24 V / 1 mA
--------------------------	---------------------------

Pull-in time (typ.)	8 ms
---------------------	------

Drop-out time (typ.)	8 ms
----------------------	------

Bounce time (typ.)	3.5 ms
--------------------	--------

Electrical life (NO; resistive load; 23 °C)	50 x 10 ³ switching operations
---	---

Mechanical life	5 x 10 ⁶ switching operations
-----------------	--

Switching frequency with/without load (max.)	6 min ⁻¹ / 180 min ⁻¹
--	---

Signaling

Status indicator	Yellow LED
------------------	------------

Subject to changes. Please also observe the further product documentation!

WAGO GmbH & Co. KG

Hansastr. 27

32423 Minden

Phone: +49571 887-0 | Fax: +49571 887-169

Email: info.de@wago.com | Web: www.wago.com

Do you have any questions about our products?

We are always happy to take your call at +49 (571) 887-44222.



Safety and protection

Rated voltage	300 V
Rated surge voltage	4 kV
Type of circuits	Mains circuits
Overvoltage category	III
Pollution degree	2
Dielectric strength (control/load circuit) (AC, 1 min)	3.51 kVrms
Dielectric strength (open contact) (AC, 1 min)	1 kVrms
Insulation type (control/load circuit)	Reinforced insulation (safe isolation)
Insulation type (between adjacent devices of the same type)	Double insulation (safe isolation)
Insulation type (to adjacent devices of different types)	Basic insulation
Safety information	Adjacent devices of the same type are devices of the same design (series) that are arranged next to one another on the DIN-rail with the same orientation. An end stop (249-116) must be fitted to devices of other types for compliance with the reinforced insulation requirements.
Protection type	IP20

Connection data

Connection technology	Push-in CAGE CLAMP®
Solid conductor	0.34 ... 2.5 mm ² / 22 ... 14 AWG
Fine-stranded conductor	0.34 ... 2.5 mm ² / 22 ... 14 AWG
Fine-stranded conductor; with insulated ferrule	0.34 ... 1.5 mm ² / 22 ... 16 AWG
Strip length	9 ... 10 mm / 0.35 ... 0.39 inches

Physical data

Width	6 mm / 0.236 inches
Height	94 mm / 3.701 inches
Depth from upper-edge of DIN-rail	81 mm / 3.189 inches

Mechanical data

Mounting type	DIN-35 rail
Mounting position	Horizontal (standing/lying); vertical

Material data

Color	gray
-------	------

Subject to changes. Please also observe the further product documentation!



Fire load	0.552 MJ
Weight	30.6 g

Environmental requirements

Ambient temperature (operation at U_N)	-40 ... +60 °C
Ambient temperature (storage)	-40 ... +70 °C
Processing temperature	-25 ... +50 °C
Temperature range of connection cable	$\geq (T_{\text{ambient}} + 30 \text{ K})$
Relative humidity	5 ... 85 % (no condensation permissible)
Operating altitude (max.)	2000 m

Standards and specifications

Standards/specifications	EN 61010-2-201 EN 61810-1 EN 61373 UL 508 ATEX IECEX
--------------------------	---

Basic relay

WAGO Basic Relay	857-150
------------------	---------

Commercial data

Product Group	6 (INTERFACE ELECTRONIC)
eCl@ss 10.0	27-37-16-01
eCl@ss 9.0	27-37-16-01
ETIM 8.0	EC001437
ETIM 7.0	EC001437
Recupel Type	
ECCN	NO DATA
PU (SPU)	25 (1) pcs
Packaging type	box
Country of origin	CN
GTIN	4055143135207
Customs tariff number	85364900990

Subject to changes. Please also observe the further product documentation!

WAGO GmbH & Co. KG
Hansastr. 27
32423 Minden
Phone: +49571 887-0 | Fax: +49571 887-169
Email: info.de@wago.com | Web: www.wago.com



Do you have any questions about our products?
We are always happy to take your call at +49 (571) 887-44222.

Environmental Product Compliance

CAS-No.	7439-92-1 79-94-7
REACH Candidate List Substance	2,2',6,6'-tetrabromo-4,4'-isopropylidenediphenol Lead
RoHS Compliance Status	Compliant,With Exemption
RoHS Exemption	7(a)
SCIP notification number (Austria)	033fc88e-52f8-4f79-a6c4-56de63e99e6d
SCIP notification number (Belgium)	31f958a2-fad3-48a6-ac27-8a246e119b95
SCIP notification number (Bulgaria)	0d9cd6fe-3d69-41b5-b2b2-ceb8e7fe478f
SCIP notification number (Czech Republic)	aa371129-663a-48b7-962c-9a8e5711f6c2
SCIP notification number (Denmark)	27708341-5880-4a82-980d-cd1a351a91d0
SCIP notification number (Finland)	14bbe803-88c7-40c5-8445-79c45eb0d99a
SCIP notification number (France)	7e6e14da-055d-4c93-a9b7-a8cd6b159185
SCIP notification number (Germany)	d999b37c-9c7e-4da3-b6a8-db64ad586cea
SCIP notification number (Hungary)	71d8385c-1974-438c-91f9-8405e8d5826c
SCIP notification number (Italy)	c6bcbd8f-023b-413f-9544-fb93425ace59
SCIP notification number (Netherlands)	6ae04d85-77d0-4139-b2b0-eacb90ffb35c
SCIP notification number (Poland)	30e70e5d-41d9-45c4-8f1a-408e3932735f
SCIP notification number (Romania)	5a299f98-bb9a-48d6-8fd8-806c570ebb02
SCIP notification number (Sweden)	66d76b28-c884-43f5-8307-26ebeb61db74

Approvals / Certificates

General approvals

Logo	Approval	Additional Approval Text	Certificate name
	EAC Brjansker Zertifizierungsstelle	TP TC 012/2011	EAC Ex 857 RU_C_DE. AZ_58_B_02148_21 nA nC (2Ex nA nC IIC T4 Gc X)
	UL Underwriters Laboratories Inc. (ORDINARY LOCATIONS)	UL 508	E175199 Sec.4

Declarations of conformity and manufacturer's declarations

Logo	Approval	Additional Approval Text	Certificate name
	EU-Declaration of Conformity	-	-

Subject to changes. Please also observe the further product documentation!



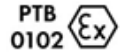




WAGO GmbH & Co. KG



UK-Declaration of Conformity




WAGO GmbH & Co. KG

Approvals for hazardous areas

Logo	Approval	Additional Approval Text	Certificate name
	ATEX DEKRA EXAM GmbH	EN 60079-0	BVS_14_ATEX_E_091_X (II 3G Ex ec nC IIC T4 Gc; II 3G Ex ec IIC T4 Gc)
	CCC CNEX	CNCA-C23-01	2020312304000757 (Ex ec nC IIC T4 Gc)
	IECEX DEKRA EXAM GmbH	IEC 60079-0	IECEX_BVS_14.0079X_Issue_3 (Ex ec nC IIC T4 Gc; Ex ec IIC T4 Gc)
	UKEx WAGO GmbH & Co. KG	EN 60079-0	UKCA_WAGO22UKEX002X_ec nC
	UL Underwriters Laboratories Inc. (HAZARDOUS LOCATIONS)	UL 121201	E198726

Optional accessories

Jumpers

Jumper		
	Item no.: 859-408 Jumper; for jumper slot; 8-way; insulated; light gray	www.wago.com/859-408
	Item no.: 281-482 Jumper; 2-way; insulated; gray	www.wago.com/281-482
	Item no.: 859-404/000-005 Jumper; for jumper slot; 4-way; insulated; red	www.wago.com/859-404/000-005

Subject to changes. Please also observe the further product documentation!

WAGO GmbH & Co. KG

Hansastr. 27














32423 Minden

Phone: +49571 887-0 | Fax: +49571 887-169















Email: info.de@wago.com | Web: www.wago.com

Do you have any questions about our products?

We are always happy to take your call at +49 (571) 887-44222.

	<p>Item no.: 859-404/000-006 Jumper; for jumper slot; 4-way; insulated; blue</p>	<p>www.wago.com/859-404/000-006</p>
	<p>Item no.: 859-405/000-005 Jumper; for jumper slot; 5-way; insulated; red</p>	<p>www.wago.com/859-405/000-005</p>
	<p>Item no.: 859-405/000-029 Jumper; for jumper slot; 5-way; insulated; yellow</p>	<p>www.wago.com/859-405/000-029</p>
	<p>Item no.: 859-405 Jumper; for jumper slot; 5-way; insulated; light gray</p>	<p>www.wago.com/859-405</p>
	<p>Item no.: 859-404/000-029 Jumper; for jumper slot; 4-way; insulated; yellow</p>	<p>www.wago.com/859-404/000-029</p>
	<p>Item no.: 859-405/000-006 Jumper; for jumper slot; 5-way; insulated; blue</p>	<p>www.wago.com/859-405/000-006</p>
	<p>Item no.: 859-406/000-005 Jumper; for jumper slot; 6-way; insulated; red</p>	<p>www.wago.com/859-406/000-005</p>
	<p>Item no.: 859-409/000-029 Jumper; for jumper slot; 9-way; insulated; yellow</p>	<p>www.wago.com/859-409/000-029</p>
	<p>Item no.: 859-410/000-005 Jumper; for jumper slot; 10-way; insulated; red</p>	<p>www.wago.com/859-410/000-005</p>
	<p>Item no.: 859-410/000-029 Jumper; for jumper slot; 10-way; insulated; yellow</p>	<p>www.wago.com/859-410/000-029</p>
	<p>Item no.: 859-410 Jumper; for jumper slot; 10-way; insulated; light gray</p>	<p>www.wago.com/859-410</p>
	<p>Item no.: 859-410/000-006 Jumper; for jumper slot; 10-way; insulated; blue</p>	<p>www.wago.com/859-410/000-006</p>
	<p>Item no.: 859-403/000-005 Jumper; for jumper slot; 3-way; insulated; red</p>	<p>www.wago.com/859-403/000-005</p>

Subject to changes. Please also observe the further product documentation!

	Item no.: 859-402/000-029 Jumper; for jumper slot; 2-way; insulated; yellow	www.wago.com/859-402/000-029
	Item no.: 859-403/000-029 Jumper; for jumper slot; 3-way; insulated; yellow	www.wago.com/859-403/000-029
	Item no.: 859-403/000-006 Jumper; for jumper slot; 3-way; insulated; blue	www.wago.com/859-403/000-006
	Item no.: 859-408/000-005 Jumper; for jumper slot; 8-way; insulated; red	www.wago.com/859-408/000-005
	Item no.: 859-408/000-029 Jumper; for jumper slot; 8-way; insulated; yellow	www.wago.com/859-408/000-029
	Item no.: 859-409 Jumper; for jumper slot; 9-way; insulated; light gray	www.wago.com/859-409
	Item no.: 859-408/000-006 Jumper; for jumper slot; 8-way; insulated; blue	www.wago.com/859-408/000-006
	Item no.: 859-403 Jumper; for jumper slot; 3-way; insulated; light gray	www.wago.com/859-403
	Item no.: 859-409/000-005 Jumper; for jumper slot; 9-way; insulated; red	www.wago.com/859-409/000-005
	Item no.: 859-404 Jumper; for jumper slot; 4-way; insulated; light gray	www.wago.com/859-404
	Item no.: 859-409/000-006 Jumper; for jumper slot; 9-way; insulated; blue	www.wago.com/859-409/000-006
	Item no.: 859-402/000-006 Jumper; for jumper slot; 2-way; insulated; blue	www.wago.com/859-402/000-006
	Item no.: 859-402 Jumper; for jumper slot; 2-way; insulated; light gray	www.wago.com/859-402
	Item no.: 859-402/000-005 Jumper; for jumper slot; 2-way; insulated; red	www.wago.com/859-402/000-005

Subject to changes. Please also observe the further product documentation!



Item no.: 859-406/000-006
Jumper; for jumper slot; 6-way; insulated; blue

www.wago.com/859-406/000-006



Item no.: 859-406/000-029
Jumper; for jumper slot; 6-way; insulated; signal yellow

www.wago.com/859-406/000-029



Item no.: 859-407/000-006
Jumper; for jumper slot; 7-way; insulated; blue

www.wago.com/859-407/000-006



Item no.: 859-407/000-005
Jumper; for jumper slot; 7-way; insulated; red

www.wago.com/859-407/000-005



Item no.: 859-407/000-029
Jumper; for jumper slot; 7-way; insulated; yellow

www.wago.com/859-407/000-029



Item no.: 859-407
Jumper; for jumper slot; 7-way; insulated; light gray

www.wago.com/859-407

Basic Relay

Basic relay



Item no.: 857-150
Basic relay; Nominal input voltage: 12 VDC; 1 changeover contact; Limiting continuous current: 6 A; Module width: 5 mm; Module height: 15 mm

www.wago.com/857-150

Ferrule

Ferrule



Item no.: 216-241
Ferrule; Sleeve for 0.5 mm² / 20 AWG; insulated; electro-tin plated; electrolytic copper; gastight crimped; acc. to DIN 46228, Part 4/09.90; white

www.wago.com/216-241



Item no.: 216-242
Ferrule; Sleeve for 0.75 mm² / 18 AWG; insulated; electro-tin plated; electrolytic copper; gastight crimped; acc. to DIN 46228, Part 4/09.90; gray

www.wago.com/216-242



Item no.: 216-243
Ferrule; Sleeve for 1 mm² / AWG 18; insulated; electro-tin plated; electrolytic copper; gastight crimped; acc. to DIN 46228, Part 4/09.90; red

www.wago.com/216-243



Item no.: 216-244
Ferrule; Sleeve for 1.5 mm² / AWG 16; insulated; electro-tin plated; electrolytic copper; gastight crimped; acc. to DIN 46228, Part 4/09.90; black

www.wago.com/216-244

Marking accessories

Marking strip



Item no.: 2009-110
Marking strips; for Smart Printer; on reel; not stretchable; plain; snap-on type; white

www.wago.com/2009-110

Subject to changes. Please also observe the further product documentation!

Marking device



Item no.: 210-110
Fiber-tip pen

www.wago.com/210-110

Double marker carrier



Item no.: 209-128
Adaptor; gray

www.wago.com/209-128

Protective marker cover



Item no.: 209-184
Protection cover; transparent

www.wago.com/209-184

Marker



Item no.: 2009-115
WMB-Inline; for Smart Printer; 1500 pieces on roll; stretchable 5 - 5.2 mm; plain; snap-on type; white

www.wago.com/2009-115



Item no.: 209-183
Marker; white

www.wago.com/209-183



Item no.: 793-501
WMB marking card; as card; not stretchable; plain; snap-on type; white

www.wago.com/793-501



Item no.: 793-502
WMB marking card; as card; MARKED; 1 ... 10 (10x); not stretchable; Horizontal marking; snap-on type; white

www.wago.com/793-502



Item no.: 793-503
WMB marking card; as card; MARKED; 11 ... 20 (10x); not stretchable; Horizontal marking; snap-on type; white

www.wago.com/793-503



Item no.: 793-504
WMB marking card; as card; MARKED; 21 ... 30 (10x); not stretchable; Horizontal marking; snap-on type; white

www.wago.com/793-504



Item no.: 793-505
WMB marking card; as card; MARKED; 31 ... 40 (10x); not stretchable; Horizontal marking; snap-on type; white

www.wago.com/793-505



Item no.: 793-506
WMB marking card; as card; MARKED; 41 ... 50 (10x); not stretchable; Horizontal marking; snap-on type; white

www.wago.com/793-506



Item no.: 793-566
WMB marking card; as card; MARKED; 1 ... 50 (2x); not stretchable; Horizontal marking; snap-on type; white

www.wago.com/793-566



Item no.: 793-5501
WMB marking card; as card; for terminal block width 5 - 17.5 mm; stretchable 5 - 5.2 mm; plain; snap-on type; white

www.wago.com/793-5501

Group marker carrier

Subject to changes. Please also observe the further product documentation!



Item no.: 249-105
Group marker carrier; gray

Tool

Operating tool



Item no.: 210-720
Operating tool; Blade: 3.5 x 0.5 mm; with a partially insulated shaft; multicoloured

Downloads

Documentation

Bid Text

857-303 docx - Datei	2019 Feb 20	docx 16.9 kB	Download
-------------------------	-------------	-----------------	----------

857-303 X81 - Datei	2019 Feb 19	xml 4.8 kB	Download
------------------------	-------------	---------------	----------

Instruction Leaflet

CCC Ex (Additional information) 857-***			Download
--	--	--	----------

Elektromechanical and Solid-State Relays/Optocouplers	V 2.0.0 2022 Feb 15	pdf 2.4 MB	Download
---	------------------------	---------------	----------

Additional Information

Disposal and Recycling Electrical and electronic equipment, Batteries, Packaging	V 1.1.0 2022 Aug 18	pdf 2.2 MB	Download
---	------------------------	---------------	----------

CAD/CAE-Data

CAD data

2D/3D Models 857-303		URL	Download
----------------------	--	-----	----------

CAE data

WSCAD Universe 857-303		URL	Download
------------------------	--	-----	----------

Subject to changes. Please also observe the further product documentation!

ZUKEN Portal 857-303

[URL](#)

[Download](#)

EPLAN Data Portal 857-303

[URL](#)

[Download](#)

Asset Administration Shell

Asset Administration Shell 857-303

[URL](#)

[Download](#)

Environmental Product Compliance

Compliance Search

Environmental Product Compliance 857-303


[URL](#)

[Download](#)

Relay module; Nominal input voltage: 12 VDC; 1 changeover contact; Limiting continuous current: 6 A; Yellow status indicator; Module width: 6 mm; 2,50 mm²; gray

Installation Notes

Conductor termination



Conductor termination

Commoning

Subject to changes. Please also observe the further product documentation!

WAGO GmbH & Co. KG

Hansastr. 27


32423 Minden

Phone: +49571 887-0 | Fax: +49571 887-169

Email: info.de@wago.com | Web: www.wago.com

Do you have any questions about our products?

We are always happy to take your call at +49 (571) 887-44222.



Easy commoning using adjacent jumpers

Marking



Marking via WMB Multi Marking System.

Installation



Removing a relay via ejector.

Subject to changes. Please also observe the further product documentation!