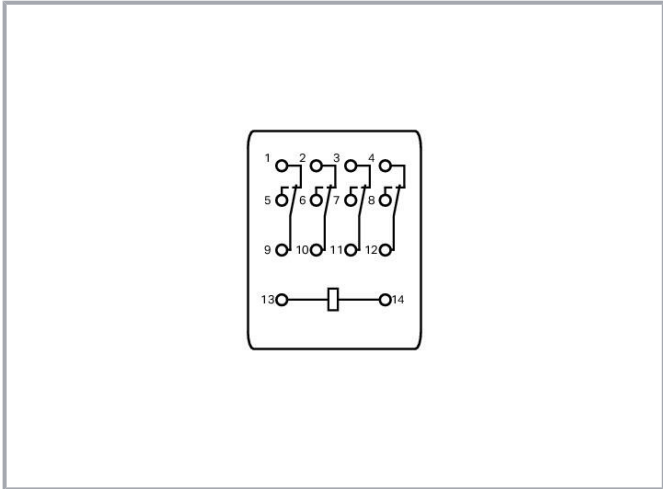


Data sheet | Item number: 858-152

Basic relay; Nominal input voltage: 24 VDC; 4 changeover contacts; Limiting continuous current: 5 A; with gold contacts; with manual operation; Module width: 22 mm; Module height: 25 mm

www.wago.com/858-152



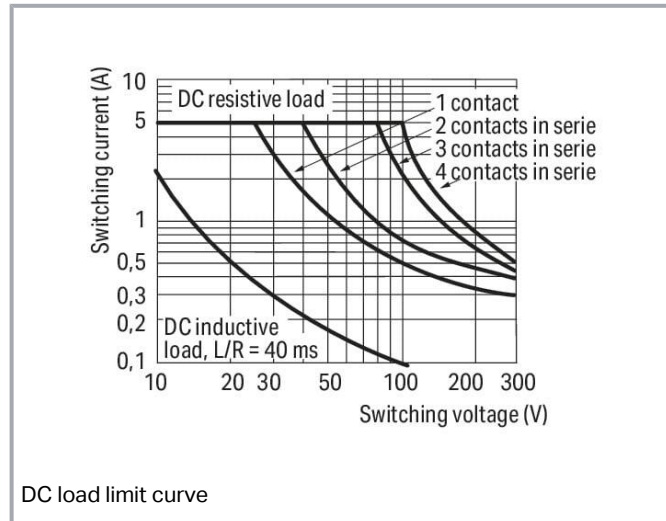
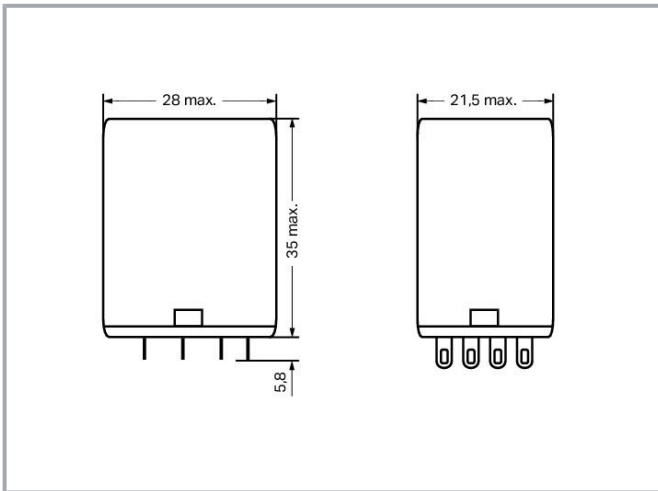
i Picture differs from the item.

Similar to picture

Subject to changes. Please also observe the further product documentation!

WAGO GmbH & Co. KG
Hansastr. 27
32423 Minden
Phone: +49571 887-0 | Fax: +49571 887-169
Email: info.de@wago.com | Web: www.wago.com

Do you have any questions about our products?
We are always happy to take your call at +49 (571) 887-44222.



Data

Notes

Note

To prevent damaging the gold layer, 30 VDC switching voltages and 50 mA currents must not be exceeded. Higher switching power eventually evaporates the gold layer. The resulting deposits in the housing may reduce service life.

Technical data

Control circuit

Nominal input voltage U_N	DC 24 V
Nominal input current at U_N	37 mA

Load circuit

Number of changeover/switchover contacts	4
Contact material (relay)	AgCe + Au
Limiting continuous current	5 A
Inrush current (resistive) max.	(AC) 15 A / 4 s
Switching voltage (max.)	AC 250 V
Switching power (resistive) max.	AC 1250 VA; DC (see load limit curve)
Recommended minimum load	5 V / 1 mA / 50 mW
Pull-in time (typ.)	25 ms
Drop-out time (typ.)	25 ms

Subject to changes. Please also observe the further product documentation!



Bounce time (typ.)	4 ms
Electrical life (NO; resistive load; 23 °C)	100 x 10 ³ switching operations
Mechanical life	20 x 10 ⁶ switching operations

Signaling

Status indicator	Red LED Mechanical
------------------	-----------------------

Safety and protection

Dielectric strength (control/load circuit) (AC, 1 min)	1.5 kVrms
Dielectric strength (open contact) (AC, 1 min)	1 kVrms
Dielectric strength (load/load circuit) (AC, 1 min)	1.5 kVrms
Protection type	IP20

Physical data

Width	21.5 mm / 0.846 inches
Height from the surface	35 mm / 1.378 inches
Depth	28 mm / 1.102 inches

Mechanical data

Mounting type	Pluggable module
---------------	------------------

Material data

Weight	35 g
--------	------

Environmental requirements

Ambient temperature (operation at U _N)	-25 ... +70 °C
Ambient temperature (storage)	-40 ... +80 °C

Standards and specifications

Standards/specifications	EN 61810-1
--------------------------	------------

Commercial data

Product Group	6 (INTERFACE ELECTRONIC)
eCl@ss 10.0	27-37-16-01

Subject to changes. Please also observe the further product documentation!

eCl@ss 9.0	27-37-16-01
ETIM 8.0	EC001437
ETIM 7.0	EC001437
ECCN	NO DATA
PU (SPU)	3 pcs
Packaging type	box
Country of origin	CN
GTIN	4055143532013
Customs tariff number	85364900990

Environmental Product Compliance

RoHS Compliance Status	Compliant, No Exemption
------------------------	-------------------------

Optional accessories

Sockets

Socket without relay



Item no.: 858-100
Relay socket; 4 changeover contacts

www.wago.com/858-100

Downloads

Documentation

Bid Text

858-152 X81 - Datei	2019 Feb 19	xml 4.4 kB	Download
858-152 doc - Datei	2017 Nov 29	doc 28.2 kB	Download

Additional Information

Disposal and Recycling Electrical and electronic equipment, Batteries, Packaging	V 1.1.0 2022 Aug 18	pdf 2.2 MB	Download
---	------------------------	---------------	----------

CAD/CAE-Data

CAE data

EPLAN Data Portal 858-152

Subject to changes. Please also observe the further product documentation!

WAGO GmbH & Co. KG
Hansastr. 27
32423 Minden
Phone: +49571 887-0 | Fax: +49571 887-169
Email: info.de@wago.com | Web: www.wago.com

Do you have any questions about our products?
We are always happy to take your call at +49 (571) 887-44222.



	URL	Download
--	---------------------	--------------------------

WSCAD Universe 858-152	URL	Download
------------------------	---------------------	--------------------------

Environmental Product Compliance

Compliance Search

Environmental Product Compliance 858-152

[URL](#) [Download](#)

Basic relay; Nominal input voltage: 24 VDC; 4 changeover contacts; Limiting continuous current: 5 A; with gold contacts; with manual operation; Module width: 22 mm; Module height: 25 mm

Installation Notes

Subject to changes. Please also observe the further product documentation!