

INTERCONNECTS

SERIES 800 & 801 • .100" GRID (.030" DIA. PINS), STRAIGHT & RIGHT ANGLE HEADERS AND SOCKETS • SINGLE ROW STRIPS



FIG. 1



FIG. 2



FIG. 3



FIG. 4

- Pin interconnects available with straight MM #7007 or right angle MM #5005 solder tails. See page 215 for details
- Sockets are available with straight MM #1304 or right angle MM #1305 soldertails. See pages 177 and 179 for details
- MM #1304 and MM #1305 receptacles use Hi-Rel, 6-finger BeCu #47 contact rated at 4.5 amps. Receptacles accept .030" diameter and .025" square pins. See page 256 for details
- Insulators are high temperature thermoplastic, suitable for all soldering operations



ORDERING INFORMATION






FIG. 1	Series 800...10-001	Straight Pin Header		
	800-XX-0	-10-001000	Specify number of pins 01-64	
FIG. 2	Series 800...20-001	Right Angle Pin Header		
	800-XX-0	-20-001000	Specify number of pins 02-64	
  				
SPECIFY PLATING CODE XX=		10 	90	40 
Pin Plating 		10 μ" Au	200 μ" Sn/Pb	200 μ" Sn

FIG. 3	Series 801...10-001	Straight Socket						
	801-XX-0	-10-001000	Specify number of pins 01-50					
FIG. 4	Series 801...20-001	Right Angle Socket						
	801-XX-0	-20-001000	Specify number of pins 01-50					
  								
SPECIFY PLATING CODE XX=		91	93	99	41 	43 	44 	47 
Sleeve (Pin) 		200 μ" Sn/Pb	200 μ" Sn/Pb	200 μ" Sn/Pb	200 μ" Sn	200 μ" Sn	200 μ" Sn	200 μ" Sn
Contact (Clip) 		10 μ" Au	30 μ" Au	100 μ" Sn/Pb	10 μ" Au	30 μ" Au	100 μ" Sn	Au Flash

★ 44 Plating Non-Standard

