

Data sheet | Item number: 2042-3839

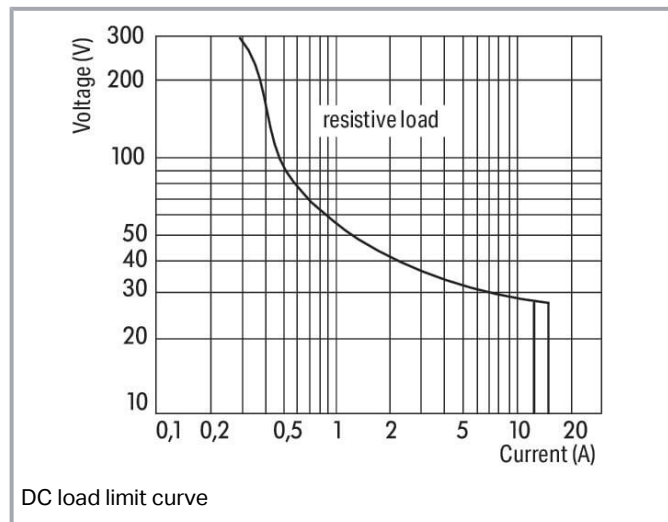
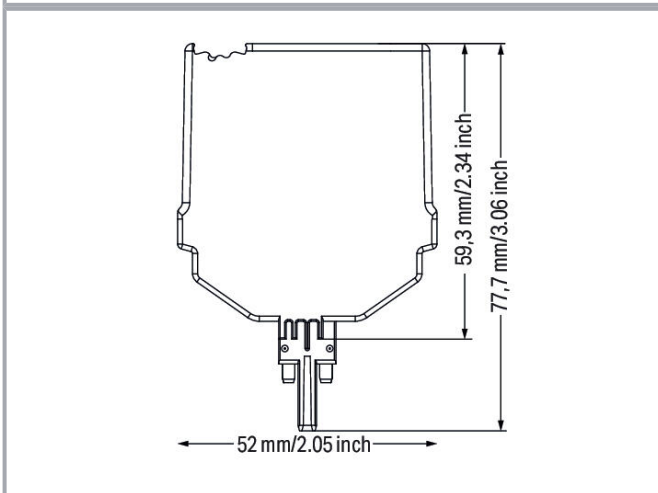
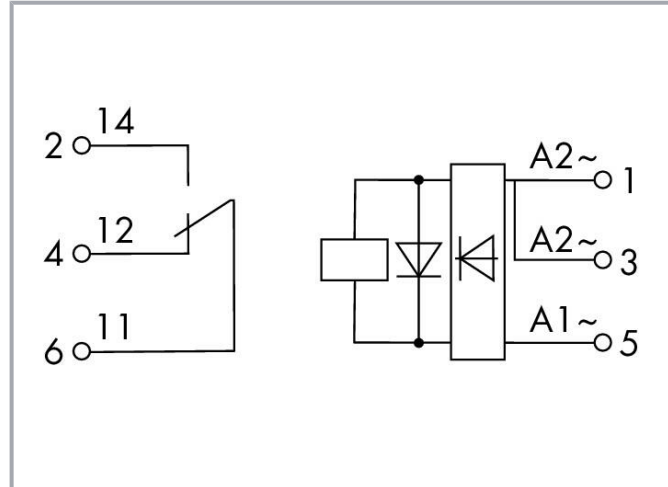
Relay module; Nominal input voltage: 24 ... 230 V AC/DC; 1 changeover contact; Limiting continuous current: 4 A; Green status indicator; Module width: 15 mm



www.wago.com/2042-3839



Similar to picture



DC load limit curve

Data

Technical data

Control circuit

Nominal input voltage U_N

AC/DC 24 ... 230 V

Input voltage range

±10 %

Subject to changes. Please also observe the further product documentation!

WAGO GmbH & Co. KG

Hansastr. 27

32423 Minden

Phone: +49571 887-0 | Fax: +49571 887-169

Email: info.de@wago.com | Web: www.wago.com

Do you have any questions about our products?

We are always happy to take your call at +49 (571) 887-44222.



Nominal input current at U_N	6 mA (230 V); 50.2 mA (24 V)
--------------------------------	------------------------------

Load circuit

Number of changeover/switchover contacts	1
Contact material (relay)	AgNi
Limiting continuous current	4 A
Inrush current (resistive) max.	(AC) 30 A / 4 s
Switching voltage (max.)	AC 250 V
Switching power (resistive) max.	AC 1000 VA; DC (see load limit curve)
Switching capacity	AC-15: 6 A / AC 250 V; DC-13: 2 A / DC 24 V
Recommended minimum load	12 V / 10 mA
Pull-in time (typ.)	8 ms
Drop-out time (typ.)	6 ms
Bounce time (typ.)	4 ms
Electrical life (NO; resistive load; 23 °C)	100 x 10 ³ switching operations
Mechanical life	10 x 10 ⁶ switching operations

Signaling

Status indicator	Green LED
------------------	-----------

Safety and protection

Rated voltage	250 V
Pollution degree	2
Dielectric strength (control/load circuit) (AC, 1 min)	3 kVrms
Dielectric strength (open contact) (AC, 1 min)	1 kVrms
Protection type	IP20

Physical data

Width	15.5 mm / 0.61 inches
Height	77.7 mm / 3.059 inches
Height from the surface	59.3 mm / 2.335 inches
Depth	52 mm / 2.047 inches

Mechanical data

Mounting type	Pluggable module for TOPJOB® S carrier terminal block
---------------	---

Subject to changes. Please also observe the further product documentation!



Material data

Flammability class per UL94	V0
Fire load	0.399 MJ
Weight	36.3 g

Environmental requirements

Ambient temperature (operation at U _N)	-40 ... +70 °C
Ambient temperature (storage)	-40 ... +85 °C
Processing temperature	-25 ... +50 °C
Operating altitude (max.)	2000 m

Standards and specifications

Standards/specifications	EN 61010-2-201 EN 61373 EN 50121-3-2
--------------------------	--

Commercial data

eCl@ss 10.0	27-14-11-49
eCl@ss 9.0	27-14-11-49
ETIM 8.0	EC002018
ETIM 7.0	EC002018
Recupel Type	
ECCN	NO DATA
PU (SPU)	4 pcs
Packaging type	box
Country of origin	DE
GTIN	4055143651943
Customs tariff number	85364900990

Environmental Product Compliance




CAS-No.	7439-92-1 79-94-7
REACH Candidate List Substance	2,2',6,6'-tetrabromo-4,4'-isopropylidenediphenol Lead
RoHS Compliance Status	Compliant,With Exemption
RoHS Exemption	6(c) 7(a)

Subject to changes. Please also observe the further product documentation!


	7(c)-I
	7(c)-II
SCIP notification number (Austria)	5025e192-d512-4806-a928-172cc77aece2
SCIP notification number (Belgium)	3dd787f3-0e6e-42f6-be5d-ec3025e6ca66
SCIP notification number (Bulgaria)	6302e441-00a8-4f39-91ba-b52dfa15a2fa
SCIP notification number (Czech Republic)	55916fc0-b28f-4870-8bd7-e0e25fabaa89
SCIP notification number (Denmark)	344846ee-7c73-4a23-aa9f-afd5669d2e4b
SCIP notification number (Finland)	b8a1f685-3bca-4bda-8f92-9be606acd4e2
SCIP notification number (France)	dc918f86-cc45-476d-a7e0-f9626693218b
SCIP notification number (Germany)	df63b836-ccc1-437c-b219-a493846eefb6
SCIP notification number (Hungary)	4d0692e7-f05c-419c-960a-ac488ee80d9e
SCIP notification number (Italy)	c93c249f-5139-4368-9732-58da8eaeb6a8
SCIP notification number (Netherlands)	49b733db-0537-44d2-a3e6-7c9af9eadf08
SCIP notification number (Poland)	a948adf1-a571-432b-8f44-fd23633c8536
SCIP notification number (Romania)	225c644a-8b79-4cf0-95cc-05966a4bee8b
SCIP notification number (Sweden)	62d816e1-f11d-416f-9fa2-eff6db264671

Approvals / Certificates

General approvals

Logo	Approval	Additional Approval Text	Certificate name
	EAC Brjansker Zertifizierungsstelle	TP TC 020/2011	EAC_Certificate_RU_C-DE.AM02.B.00115_19
	EAC Brjansker Zertifizierungsstelle	TP TC 004/2011	EAC RU C-DE.AM02.B.00122/19
	UL Underwriters Laboratories Inc. (ORDINARY LOCATIONS)	UL 61010-1	E175199

Declarations of conformity and manufacturer's declarations

Logo	Approval	Additional Approval Text	Certificate name
	EU-Declaration of Conformity WAGO GmbH & Co. KG	-	-

Subject to changes. Please also observe the further product documentation!

WAGO GmbH & Co. KG
Hansastr. 27
32423 Minden
Phone: +49571 887-0 | Fax: +49571 887-169
Email: info.de@wago.com | Web: www.wago.com

Do you have any questions about our products?
We are always happy to take your call at +49 (571) 887-44222.

Optional accessories

Marking accessories

Marking strip



Item no.: 2009-110

Marking strips; for Smart Printer; on reel; not stretchable; plain; snap-on type; white

www.wago.com/2009-110

Marker



Item no.: 2009-115

WMB-Inline; for Smart Printer; 1500 pieces on roll; stretchable 5 - 5.2 mm; plain; snap-on type; white

www.wago.com/2009-115



Item no.: 793-501

WMB marking card; as card; not stretchable; plain; snap-on type; white

www.wago.com/793-501



Item no.: 793-5501

WMB marking card; as card; for terminal block width 5 - 17.5 mm; stretchable 5 - 5.2 mm; plain; snap-on type; white

www.wago.com/793-5501

End plate

End plate



Item no.: 2002-1892

End and intermediate plate; 1 mm thick; orange

www.wago.com/2002-1892



Item no.: 2002-1891

End and intermediate plate; 1 mm thick; gray

www.wago.com/2002-1891



Item no.: 2002-1991

End and intermediate plate; 1 mm thick; gray

www.wago.com/2002-1991



Item no.: 2002-1992

End and intermediate plate; 1 mm thick; orange

www.wago.com/2002-1992



Item no.: 2002-1691

End and intermediate plate; 1 mm thick; gray

www.wago.com/2002-1691



Item no.: 2002-1692

End and intermediate plate; 1 mm thick; orange

www.wago.com/2002-1692



Item no.: 2002-1791

End and intermediate plate; 1 mm thick; gray

www.wago.com/2002-1791



Item no.: 2002-1792

End and intermediate plate; 1 mm thick; orange

www.wago.com/2002-1792

Terminal blocks

Carrier terminal block for modules and plugs

Subject to changes. Please also observe the further product documentation!

WAGO GmbH & Co. KG

Hansastr. 27

32423 Minden

Phone: +49571 887-0 | Fax: +49571 887-169

Email: info.de@wago.com | Web: www.wago.com

Do you have any questions about our products?

We are always happy to take your call at +49 (571) 887-44222.



Item no.: 2002-1961

2-conductor carrier terminal block; with additional jumper position; for DIN-rail 35 x 15 and 35 x 7.5; 2.5 mm²; Push-in CAGE CLAMP®; 2,50 mm²; gray

www.wago.com/2002-1961



Item no.: 2002-1761

3-conductor carrier terminal block; for DIN-rail 35 x 15 and 35 x 7.5; 2.5 mm²; Push-in CAGE CLAMP®; 2,50 mm²; gray

www.wago.com/2002-1761



Item no.: 2002-1861

4-conductor carrier terminal block; for DIN-rail 35 x 15 and 35 x 7.5; 2.5 mm²; Push-in CAGE CLAMP®; 2,50 mm²; gray

www.wago.com/2002-1861

Downloads

Documentation

Bid Text

2042-3839 docx - Datei	2019 Feb 20	docx 17.3 kB	Download
2042-3839 X81 - Datei	2019 Feb 19	xml 3.9 kB	Download

Instruction Leaflet

Pluggable Relay Module / Pluggable Solid-State Relay Module	V 1.1.0	pdf 2.0 MB	Download
---	---------	---------------	----------

Additional Information

Disposal and Recycling Electrical and electronic equipment, Batteries, Packaging	V 1.1.0 2022 Aug 18	pdf 2.2 MB	Download
---	------------------------	---------------	----------

CAD/CAE-Data

CAD data

2D/3D Models 2042-3839	URL	Download
------------------------	-----	----------

CAE data

ZUKEN Portal 2042-3839	URL	Download
------------------------	-----	----------

Subject to changes. Please also observe the further product documentation!



Asset Administration Shell

Asset Administration Shell 2042-3839	URL	Download
--------------------------------------	---------------------	--------------------------

Environmental Product Compliance

Compliance Search

Environmental Product Compliance 2042-3839	URL	Download
--	---------------------	--------------------------

Relay module; Nominal input voltage: 24 ... 230 V AC/DC; 1 changeover contact;
Limiting continuous current: 4 A; Green status indicator; Module width: 15 mm

Installation Notes

Subject to changes. Please also observe the further product documentation!

WAGO GmbH & Co. KG
Hansastr. 27
32423 Minden
Phone: +49571 887-0 | Fax: +49571 887-169
Email: info.de@wago.com | Web: www.wago.com

Do you have any questions about our products?
We are always happy to take your call at +49 (571) 887-44222.