



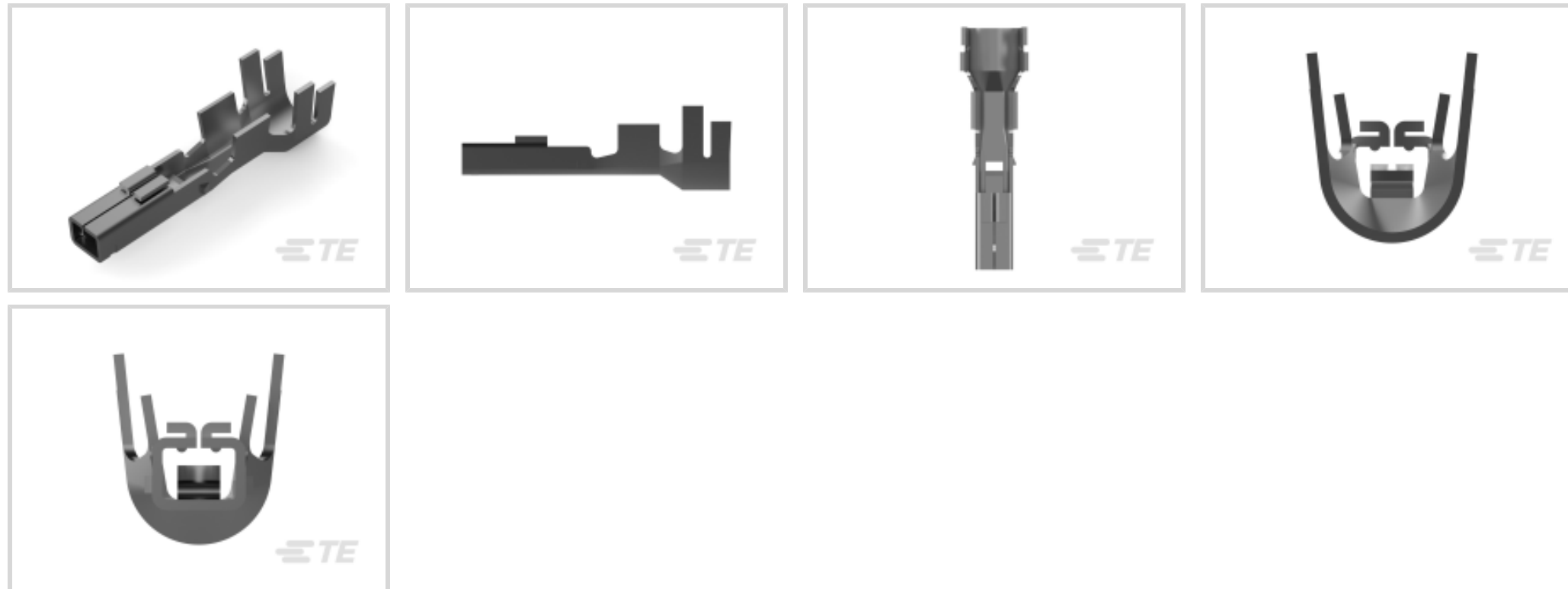
**Power Double Lock**

TE Internal #: 179593-2

Receptacle Contact, Tin, 300 VAC / 50 VAC, Locking Lance Contact Retention, 20 – 16 AWG Wire Size, .52 – 1.38 mm<sup>2</sup> Wire Size, Crimp, Power Double Lock

[View on TE.com >](#)

Connectors > Contacts > Connector Contacts



Contact Type: **Receptacle**

Contact Mating Area Plating Material: **Tin**

Wire Contact Termination Area Plating Material: **Pre-Tin**

Operating Voltage: **50 VAC, 300 VAC**

Contact Retention Within Housing: **With**

**Features**

**Product Type Features**

Discrete Wire Type	Stranded
--------------------	----------

**Electrical Characteristics**

Operating Voltage	50 VAC, 300 VAC
-------------------	-----------------

**Contact Features**

Mating Tab Width	1.5 mm[.06 in]
Mating Tab Thickness	.5 mm[.02 in]
Wire Contact Termination Area Plating Thickness	.8 μm[31.49 μin]
Contact Mating Area Plating Material Thickness	.8 μm[31.49 μin]
Contact Orientation	Straight
Contact Type	Receptacle
Contact Mating Area Plating Material	Tin
Wire Contact Termination Area Plating Material	Pre-Tin
Contact Retention Within Housing	With
Contact Base Material	Copper Alloy



Contact Current Rating (Max)	14 A
------------------------------	------

### Termination Features

Termination Method to Wire & Cable	Crimp
Product Terminates To	Wire & Cable

### Mechanical Attachment

Wire Insulation Support	With
Contact Retention Type Within Housing	Locking Lance

### Dimensions

Compatible Insulation Diameter Range	1.8 – 3.1 mm [.071 – .12 in]
Wire Size	.52 – 1.38 mm <sup>2</sup>

### Usage Conditions

Operating Temperature Range	-30 – 105 °C [-22 – 221 °F]
-----------------------------	-----------------------------

### Operation/Application

Circuit Application	Power
---------------------	-------

### Packaging Features

Packaging Quantity	1000
Packaging Method	Bag

### Product Compliance


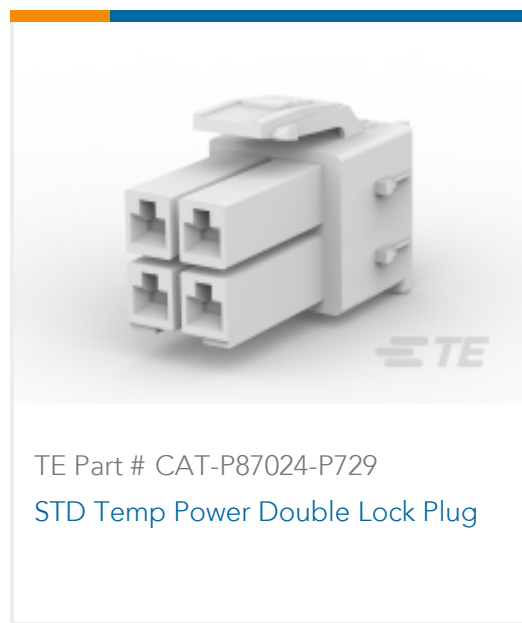
[For compliance documentation, visit the product page on TE.com>](#)

EU RoHS Directive 2011/65/EU	Compliant
EU ELV Directive 2000/53/EC	Compliant
China RoHS 2 Directive MIIT Order No 32, 2016	No Restricted Materials Above Threshold
EU REACH Regulation (EC) No. 1907/2006	Current ECHA Candidate List: JUNE 2023 (235) Candidate List Declared Against: JUNE 2023 (235) Does not contain REACH SVHC
Halogen Content	Low Halogen - Br, Cl, F, I < 900 ppm per homogenous material. Also BFR/CFR/PVC Free
Solder Process Capability	Not applicable for solder process capability

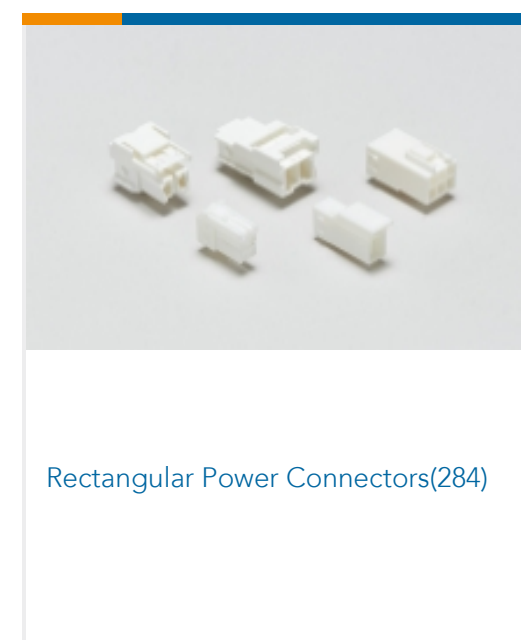
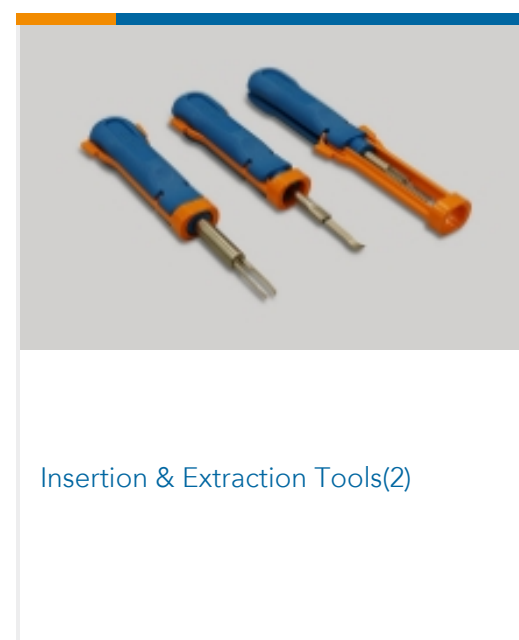

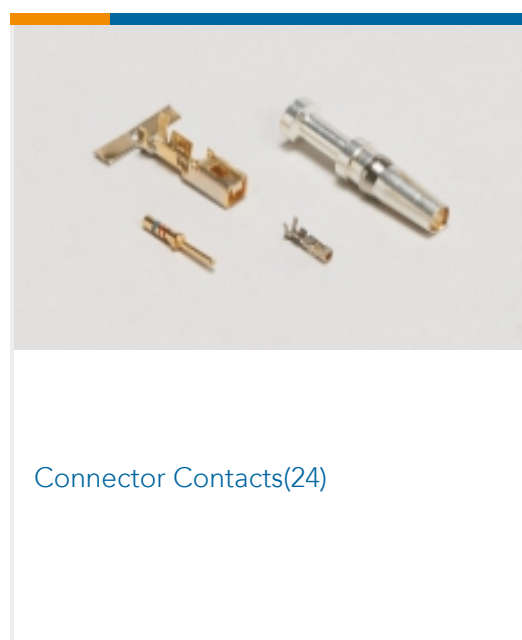
Product Compliance Disclaimer

This information is provided based on reasonable inquiry of our suppliers and represents our current actual knowledge based on the information they provided. This information is subject to change. The part numbers that TE has identified as EU RoHS compliant have a maximum concentration of 0.1% by weight in homogenous materials for lead, hexavalent chromium, mercury, PBB, PBDE, DBP, BBP, DEHP, DIBP, and 0.01% for cadmium, or qualify for an exemption to these limits as defined in the Annexes of Directive 2011/65/EU (RoHS2). Finished electrical and electronic equipment products will be CE marked as required by Directive 2011/65/EU. Components may not be CE marked. Additionally, the part numbers that TE has identified as EU ELV compliant have a maximum concentration of 0.1% by weight in homogenous materials for lead, hexavalent chromium, and mercury, and 0.01% for cadmium, or qualify for an exemption to these limits as defined in the Annexes of Directive 2000/53/EC (ELV). Regarding the REACH Regulation, the information TE provides on SVHC in articles for this part number is based on the latest European Chemicals Agency (ECHA) 'Guidance on requirements for substances in articles' posted at this URL: <https://echa.europa.eu/guidance-documents/guidance-on-reach>

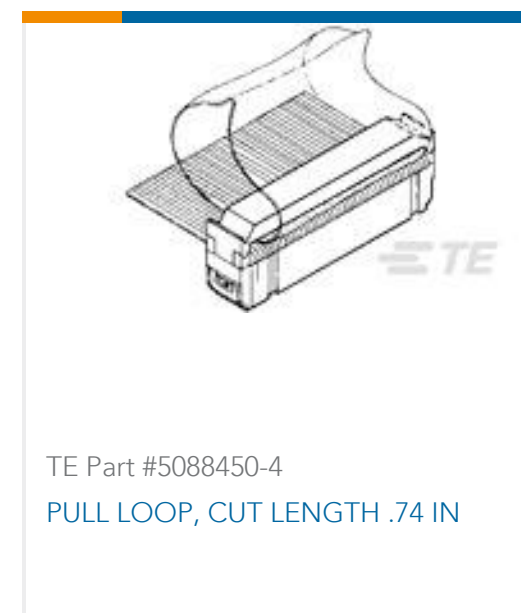
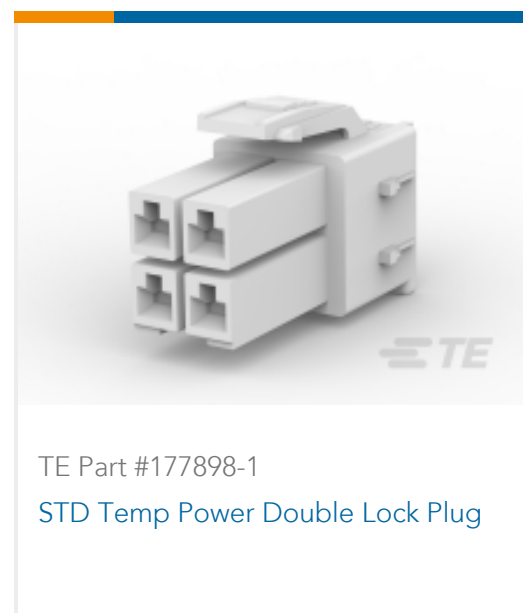
## Compatible Parts



## Also in the Series | Power Double Lock



## Customers Also Bought





## Documents

### Product Drawings

POWER D/LOCK REC CONT. H/P L/P

English

### CAD Files

#### 3D PDF

English

#### Customer View Model

[ENG\\_CVM\\_179593-2\\_C.3d\\_igs.zip](#)

English

#### Customer View Model

[ENG\\_CVM\\_179593-2\\_C.3d\\_stp.zip](#)

English

#### Customer View Model

[ENG\\_CVM\\_179593-2\\_C.2d\\_dxf.zip](#)

English

#### 3D PDF

3D

#### Customer View Model

[ENG\\_CVM\\_CVM\\_179593-2\\_O.2d\\_dxf.zip](#)

English

#### Customer View Model

[ENG\\_CVM\\_CVM\\_179593-2\\_O.3d\\_igs.zip](#)

English

#### Customer View Model

[ENG\\_CVM\\_CVM\\_179593-2\\_O.3d\\_stp.zip](#)

English

By downloading the CAD file I accept and agree to the [Terms and Conditions](#) of use.

### Datasheets & Catalog Pages

[SOFT\\_SHELL\\_PIN\\_AND\\_SOCKET\\_CONNECTORS\\_CATALOG](#)

English

[1773458-5\\_POWER\\_DBL\\_LOCK\\_\(PDL\)\\_CONNECTORS](#)

English



**Product Specifications**

**Application Specification**

English

---

**Instruction Sheets**

**Instruction Sheet (non U.S.)**

Japanese

---

**Agency Approvals**

**UL Report**

English