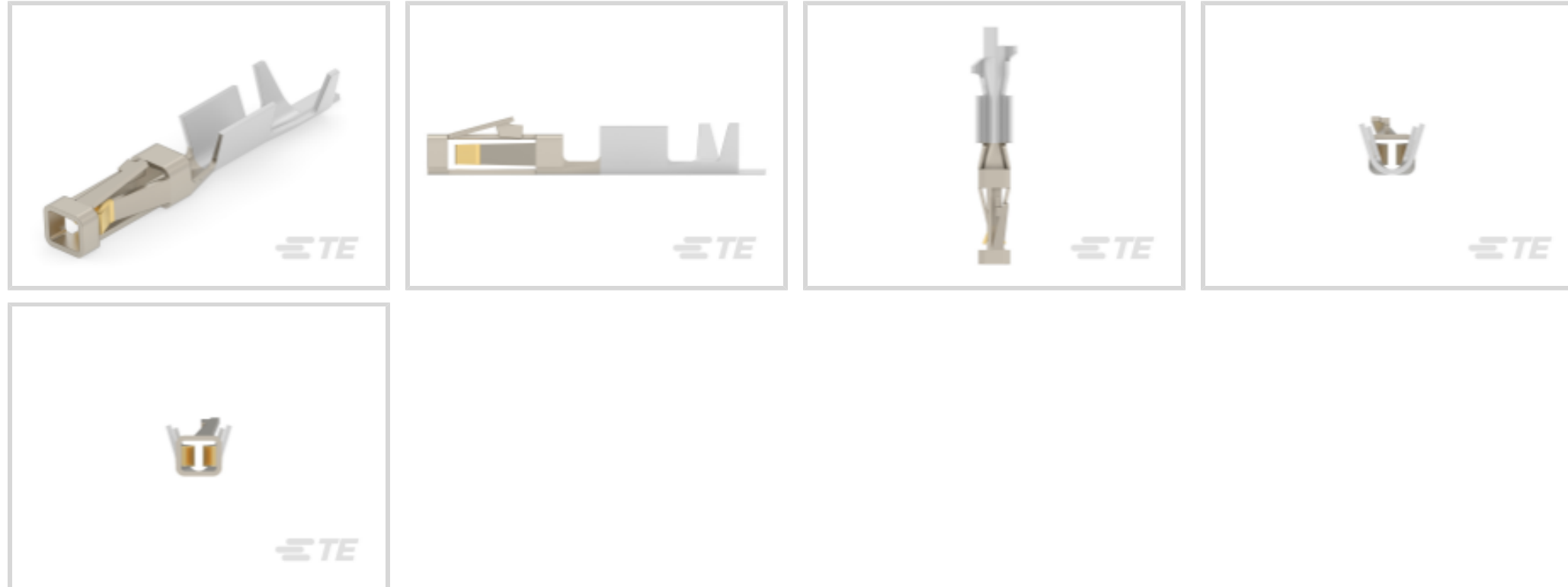




Connectors > Contacts > Connector Contacts



Contact Type: **Socket**

Contact Mating Area Plating Material: **Gold**

Wire Contact Termination Area Plating Material: **Tin**

Operating Voltage: **300 VAC**

Compatible With Wire & Cable Type: **Discrete Wire**

Features

Product Type Features

Applied Pressure	Standard
------------------	----------

Configuration Features

Compatible With Wire & Cable Type	Discrete Wire
-----------------------------------	---------------

Electrical Characteristics

Termination Resistance	12 mΩ
Insulation Resistance	5000 MΩ
Dielectric Withstanding Voltage (Max)	750 V
Operating Voltage	300 VAC

Contact Features

Mating Square Post Dimension	.64 mm[.025 in]
	50 – 100 μin
Wire Contact Termination Area Plating Material Finish	Bright
Contact Type	Socket
Contact Mating Area Plating Material	Gold



Wire Contact Termination Area Plating Material	Tin
--	-----

Contact Base Material	Copper Alloy
-----------------------	--------------

Contact Current Rating (Max)	3 A
------------------------------	-----

Termination Features

Termination Method to Wire & Cable	Crimp
------------------------------------	-------

Product Terminates To	Wire & Cable
-----------------------	--------------

Mechanical Attachment

Wire Insulation Support	With
-------------------------	------

Dimensions

Compatible Insulation Diameter Range	.64 – 1.52 mm [.025 – .06 in]
--------------------------------------	-------------------------------

Wire Size	394.71 – 1184.12 CMA
-----------	----------------------

Usage Conditions

Operating Temperature Range	-65 – 105 °C [-85 – 221 °F]
-----------------------------	-----------------------------

Operation/Application

Circuit Application	Power & Signal
---------------------	----------------

Industry Standards

Compatible With Approved Standards Products	CSA LR7189, UL E28476
---	-----------------------

Packaging Features

Packaging Quantity	15000
--------------------	-------

Packaging Method	Reel
------------------	------

Product Compliance

For compliance documentation, visit the product page on [TE.com](https://www.te.com)>

EU RoHS Directive 2011/65/EU	Compliant
------------------------------	-----------

EU ELV Directive 2000/53/EC	Compliant
-----------------------------	-----------

China RoHS 2 Directive MIIT Order No 32, 2016	No Restricted Materials Above Threshold
---	---

EU REACH Regulation (EC) No. 1907/2006	Current ECHA Candidate List: JUNE 2023 (235) Candidate List Declared Against: JUNE 2023 (235) Does not contain REACH SVHC
--	---

Halogen Content	Low Halogen - Br, Cl, F, I < 900 ppm per homogenous material. Also BFR/CFR/PVC Free
-----------------	---

Solder Process Capability

Not applicable for solder process capability

Product Compliance Disclaimer

This information is provided based on reasonable inquiry of our suppliers and represents our current actual knowledge based on the information they provided. This information is subject to change. The part numbers that TE has identified as EU RoHS compliant have a maximum concentration of 0.1% by weight in homogenous materials for lead, hexavalent chromium, mercury, PBB, PBDE, DBP, BBP, DEHP, DIBP, and 0.01% for cadmium, or qualify for an exemption to these limits as defined in the Annexes of Directive 2011/65/EU (RoHS2). Finished electrical and electronic equipment products will be CE marked as required by Directive 2011/65/EU. Components may not be CE marked. Additionally, the part numbers that TE has identified as EU ELV compliant have a maximum concentration of 0.1% by weight in homogenous materials for lead, hexavalent chromium, and mercury, and 0.01% for cadmium, or qualify for an exemption to these limits as defined in the Annexes of Directive 2000/53/EC (ELV). Regarding the REACH Regulation, the information TE provides on SVHC in articles for this part number is based on the latest European Chemicals Agency (ECHA) 'Guidance on requirements for substances in articles' posted at this URL: <https://echa.europa.eu/guidance-documents/guidance-on-reach>

Compatible Parts



TE Part # 843477-1
TOOL, EXTRACTION RESET



TE Part # 1-104482-8
40 SHORT PT RCPT HSG DR .100CL



TE Part # 104483-4
26 SHORT PT RCPT HSG DR .100CL



TE Part # 104257-9
10 MTE RCPT HSG SR LATCH .100



TE Part # 1-104257-3
14 MTE RCPT HSG SR LATCH .100



TE Part # 104257-6
07 MTE RCPT HSG SR LATCH .100



TE Part # 104257-7
08 MTE RCPT HSG SR LATCH .100



TE Part # 1-104257-5
16 MTE RCPT HSG SR LATCH .100



TE Part # 104257-2
03 MTE RCPT HSG SR LATCH .100



TE Part # 104257-5
06 MTE RCPT HSG SR LATCH .100



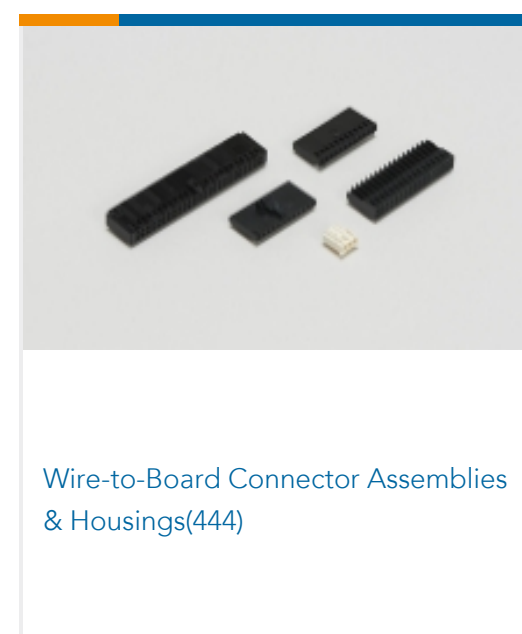


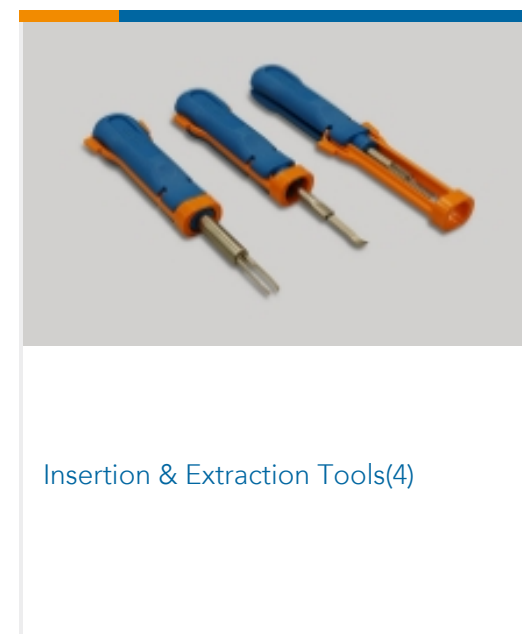

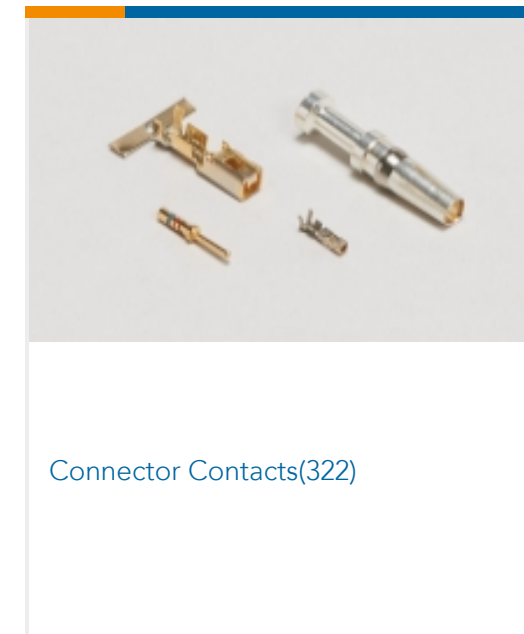

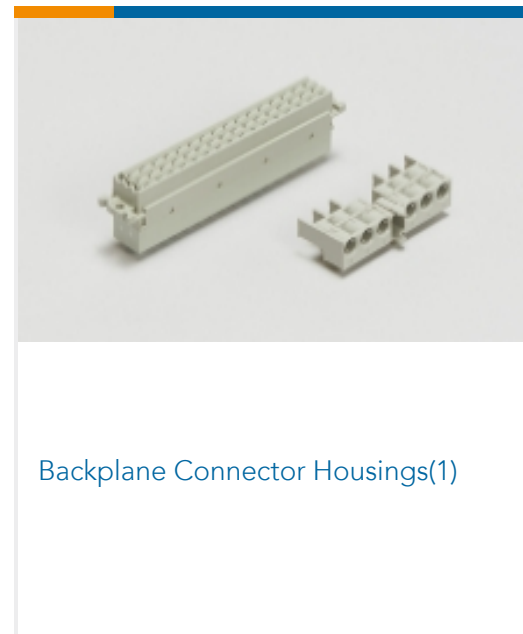
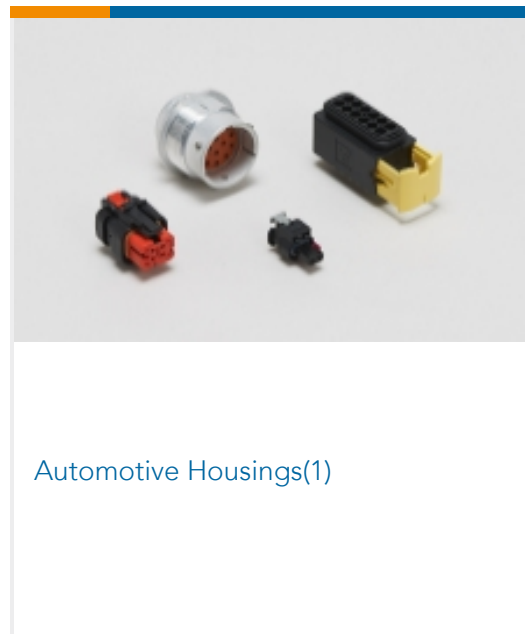
TE Part # 103648-7
08 MTE RCPT HSG SR RIB .100CL



TE Part # 104257-3
04 MTE RCPT HSG SR LATCH .100



Also in the Series | **AMPMODU IV/V**



Customers Also Bought



Documents

Product Drawings

[SHORT POINT CONT 15 DPLX STMPD LF](#)

English

CAD Files

[3D PDF](#)

English

[Customer View Model](#)

[ENG_CVM_104479-9_R.2d_dxf.zip](#)

English

[Customer View Model](#)

[ENG_CVM_104479-9_R.3d_igs.zip](#)

English

[Customer View Model](#)

[ENG_CVM_104479-9_R.3d_stp.zip](#)

English

[3D PDF](#)

3D



Customer View Model

[ENG_CVM_CVM_104479-9_AF.2d_dxf.zip](#)

English

Customer View Model

[ENG_CVM_CVM_104479-9_AF.3d_igs.zip](#)

English

Customer View Model

[ENG_CVM_CVM_104479-9_AF.3d_stp.zip](#)

English

By downloading the CAD file I accept and agree to the [Terms and Conditions](#) of use.

Datasheets & Catalog Pages

[AMPMODU_INTERCONNECTION_SYSTEM_SECTION5_CONT](#)

English

[AMPMODU MTE INTERCONNECT SYSTEM](#)

English

Product Specifications

[Application Specification](#)

English