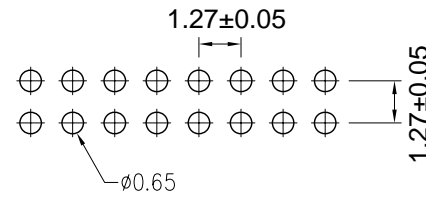
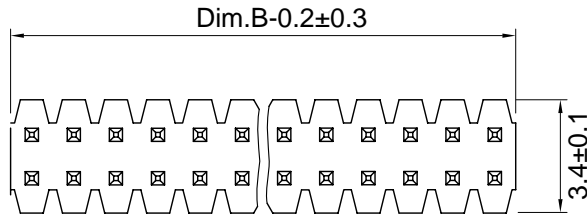
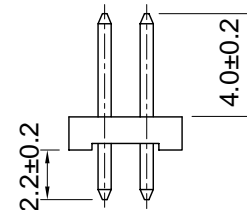
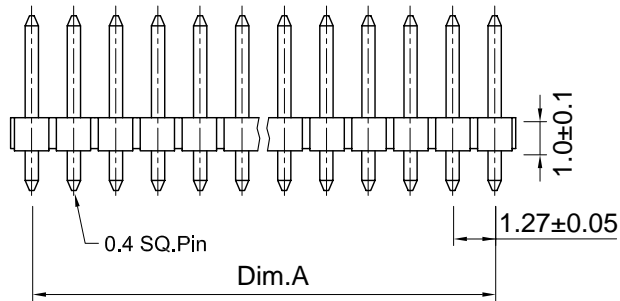


| PIN | A | B |
|------|-------|-------|
| 2x2 | 1.27 | 2.54 |
| 2x3 | 2.54 | 3.81 |
| 2x4 | 3.81 | 5.08 |
| 2x5 | 5.08 | 6.35 |
| 2x6 | 6.35 | 7.62 |
| 2x7 | 7.62 | 8.89 |
| 2x8 | 8.89 | 10.16 |
| 2x9 | 10.16 | 11.43 |
| 2x10 | 11.43 | 12.70 |
| 2x11 | 12.70 | 13.97 |
| 2x12 | 13.97 | 15.24 |
| 2x13 | 15.24 | 16.51 |
| 2x14 | 16.51 | 17.78 |
| 2x15 | 17.78 | 19.05 |
| 2x16 | 19.05 | 20.32 |
| 2x17 | 20.32 | 21.59 |
| 2x18 | 21.59 | 22.86 |
| 2x19 | 22.86 | 24.13 |
| 2x20 | 24.13 | 25.40 |
| 2x21 | 25.40 | 26.67 |
| 2x22 | 26.67 | 27.94 |
| 2x23 | 27.94 | 29.21 |
| 2x24 | 29.21 | 30.48 |
| 2x25 | 30.48 | 31.75 |
| 2x26 | 31.75 | 33.02 |
| 2x27 | 33.02 | 34.29 |
| 2x28 | 34.29 | 35.56 |
| 2x29 | 35.56 | 36.83 |
| 2x30 | 36.83 | 38.10 |
| 2x31 | 38.10 | 39.37 |
| 2x32 | 39.37 | 40.64 |
| 2x33 | 40.64 | 41.91 |
| 2x34 | 41.91 | 43.18 |
| 2x35 | 43.18 | 44.45 |
| 2x36 | 44.45 | 45.72 |
| 2x37 | 45.72 | 46.99 |
| 2x38 | 46.99 | 48.26 |
| 2x39 | 48.26 | 49.53 |
| 2x40 | 49.53 | 50.80 |
| 2x41 | 50.80 | 52.07 |
| 2x42 | 52.07 | 53.34 |
| 2x43 | 53.34 | 54.61 |
| 2x44 | 54.61 | 55.88 |
| 2x45 | 55.88 | 57.15 |
| 2x46 | 57.15 | 58.42 |
| 2x47 | 58.42 | 59.69 |
| 2x48 | 59.69 | 60.96 |
| 2x49 | 60.96 | 62.23 |
| 2x50 | 62.23 | 63.50 |



Recommended
P.C. Board Hole Layout



Specifications

Current Rating : 1 Amp
 Insulator Resistance : 1000 Megohms min.
 Contact Resistance : 20 m ohms max.
 Dielectric Withstanding : AC 300V
 Operating Temperature : -40° C ~ +105° C
 Contact Material : Brass
 Insulator Material : Polyester, UL 94V-0 Nylon-6T
 Contact Plated : See Option
 Standard: Full Gold Flash

| DESIGNED | | CHECKED | | APPROVAL | | DRAWING NUMBER | | DATE | | REV. | | SCALE: 1/2 | | SCALE: 3:1 | |
|----------|--|---------|--|----------|--|----------------|--|------------------------|--|--|--|------------|--|------------|--|
| Mikey | | Tom | | Jerry | | PART NAME | | 1271WV-2xXXP | | UNLESS OTHERWISE SPECIFIED, TOLERANCE: | | X. | | ±0.25 | |
| | | | | | | MODEL NAME | | 1271WV-2xXXP | | | | X.x | | ±0.20 | |
| | | | | | | 3RD ANGLE PROJ | | HanElectricity Co.,LTD | | | | X.xx | | ±0.15 | |
| | | | | | | | | | | | | ANGULAR | | ±3' | |
| | | | | | | | | | | | | FILE. NO. | | | |

瀚源