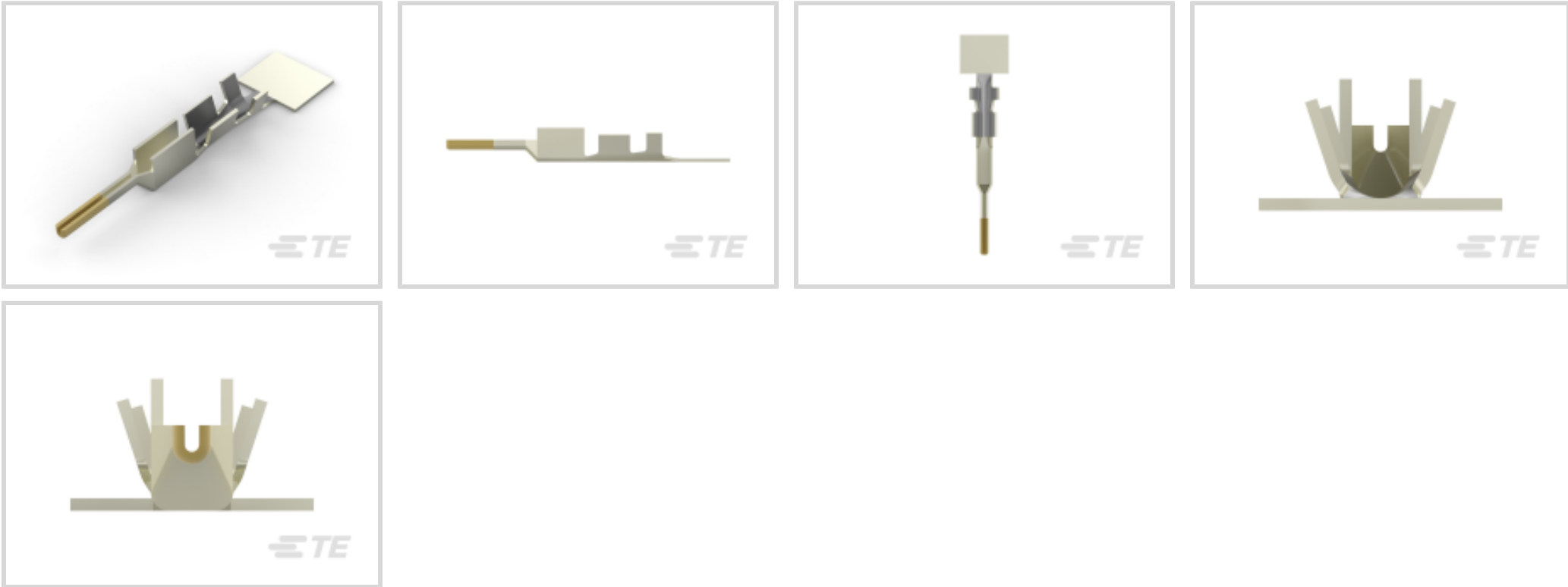




Connectors > Contacts > Connector Contacts



Contact Type: **Pin**

Contact Mating Area Plating Material: **Gold**

Wire Contact Termination Area Plating Material: **Tin**

Operating Voltage: **250 VAC**

Contact Retention Within Housing: **With**

Features

Product Type Features

Discrete Wire Type	Stranded
--------------------	----------

Electrical Characteristics

Operating Voltage	250 VAC
-------------------	---------

Contact Features

Mating Square Post Dimension	.64 mm[.025 in]
Contact Underplating Material Thickness	1.27 – 3.81 µm[50 – 150 µin]
Wire Contact Termination Area Plating Thickness	2.54 – 6.35 µm[100 – 250 µin]
Wire Contact Termination Area Plating Material Finish	Bright
Contact Mating Area Plating Material Thickness	.76 µm[30 µin]
Contact Orientation	Straight
Contact Underplating Material	Nickel
Contact Type	Pin
Contact Mating Area Plating Material	Gold
Wire Contact Termination Area Plating Material	Tin



Contact Retention Within Housing	With
Contact Base Material	Brass
Contact Current Rating (Max)	5 A

Termination Features

Termination Method to Wire & Cable	Crimp
Product Terminates To	Wire & Cable

Mechanical Attachment

Wire Insulation Support	Without
Contact Retention Type Within Housing	Locking Lance

Dimensions

Compatible Insulation Diameter Range	.89 – 1.52 mm [.035 – .06 in]
Wire Size	.05 – .14 mm²

Usage Conditions

Operating Temperature Range	-40 – 105 °C [-40 – 221 °F]
-----------------------------	-----------------------------

Operation/Application

Circuit Application	Power
---------------------	-------

Industry Standards

Compatible With Agency/Standards Products	VDE
---	-----

Packaging Features

Packaging Quantity	10000
Packaging Method	Reel

Product Compliance

For compliance documentation, visit the product page on TE.com>

EU RoHS Directive 2011/65/EU	Compliant
EU ELV Directive 2000/53/EC	Compliant
China RoHS 2 Directive MIIT Order No 32, 2016	No Restricted Materials Above Threshold
EU REACH Regulation (EC) No. 1907/2006	Current ECHA Candidate List: JUNE 2023 (235) Candidate List Declared Against: JUNE 2023 (235) Does not contain REACH SVHC
Halogen Content	Low Halogen - Br, Cl, F, I < 900 ppm per homogenous material. Also BFR/CFR/PVC



	Free
Solder Process Capability	Not applicable for solder process capability

Product Compliance Disclaimer

This information is provided based on reasonable inquiry of our suppliers and represents our current actual knowledge based on the information they provided. This information is subject to change. The part numbers that TE has identified as EU RoHS compliant have a maximum concentration of 0.1% by weight in homogenous materials for lead, hexavalent chromium, mercury, PBB, PBDE, DBP, BBP, DEHP, DIBP, and 0.01% for cadmium, or qualify for an exemption to these limits as defined in the Annexes of Directive 2011/65/EU (RoHS2). Finished electrical and electronic equipment products will be CE marked as required by Directive 2011/65/EU. Components may not be CE marked. Additionally, the part numbers that TE has identified as EU ELV compliant have a maximum concentration of 0.1% by weight in homogenous materials for lead, hexavalent chromium, and mercury, and 0.01% for cadmium, or qualify for an exemption to these limits as defined in the Annexes of Directive 2000/53/EC (ELV). Regarding the REACH Regulation, the information TE provides on SVHC in articles for this part number is based on the latest European Chemicals Agency (ECHA) ‘Guidance on requirements for substances in articles’ posted at this URL: <https://echa.europa.eu/guidance-documents/guidance-on-reach>

Compatible Parts

TE Part # 91391-1
SDE PEW 12MICRO MNL HAND TOOL

TE Part # 91502-1
CCII MICRO MNL REC 30-26 ASSY

TE Part # 91391-2
SDE COMM MICRO MNL DIE SET

TE Part # 1586344-1
MICRO MATENLOK EXTRACTION TOOL

TE Part # 2836146-1
OCEAN_2.0_Applicator-S-042F070F

TE Part # 2305570-1
Strip Terminal Cutter-Side Feed-No Crimp

TE Part # 2836146-2
OCEAN_2.0_Applicator-S-042F070F

TE Part # 7-2836146-1
OCEAN_2.0_Applicator-S-042F070F

TE Part # 7-2836146-2
OCEAN_2.0_Applicator-S-042F070F

TE Part # 7-2836146-7
OCEAN_2.0_SPARE_PART_KIT-042F070F

Also in the Series | **Micro MATE-N-LOK**



Connector Contacts(27)




Insertion & Extraction Tools(1)



Rectangular Power Connectors(469)

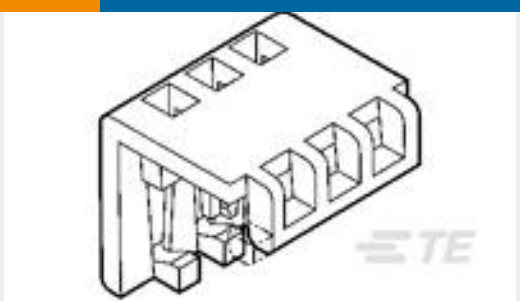
Customers Also Bought



TE Part #3-640621-3
03P MTA100 CONN ASSY F/T NATL



TE Part #52935
TERMINAL,PIDG SPR SPD 16-14 6



TE Part #643075-9
09P MTA100 MOLDED COVER



TE Part #170360-3
MINI UNIVERSAL M-N-L PIN



TE Part #170361-3
MINI UNIVERSAL M-N-L SOCKET



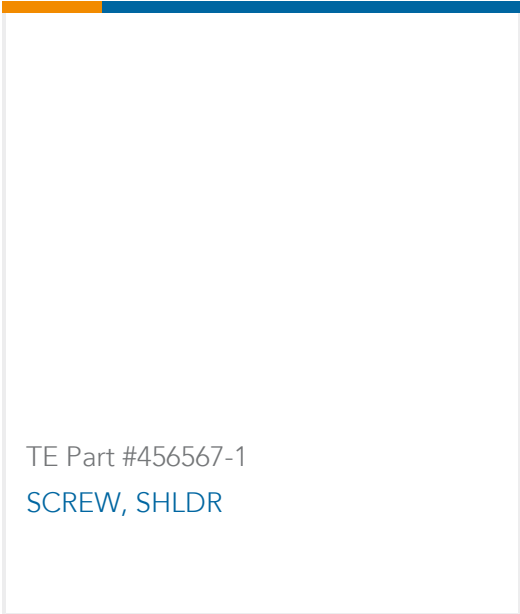
TE Part #1-794615-2
PANEL MT DBL ROW HSG 12 POS



TE Part #5053102016
RNF-100-1/4-2-STK



TE Part #1-794608-2
PIN CONT 20-24 30 GOLD STRIP



TE Part #456567-1
SCREW, SHLDR

Documents

Product Drawings

PIN CONT 26-30 30 GOLD STRIP

English

CAD Files

3D PDF

English

Customer View Model

ENG_CVM_1-794609-2_C1.3d_igs.zip



English

Customer View Model

[ENG_CVM_1-794609-2_C1.3d_stp.zip](#)

English

Customer View Model

[ENG_CVM_1-794609-2_C1.2d_dxf.zip](#)

English

3D PDF

3D

Customer View Model

[ENG_CVM_CVM_1-794609-2_E.2d_dxf.zip](#)

English

Customer View Model

[ENG_CVM_CVM_1-794609-2_E.3d_igs.zip](#)

English

Customer View Model

[ENG_CVM_CVM_1-794609-2_E.3d_stp.zip](#)

English

By downloading the CAD file I accept and agree to the [Terms and Conditions](#) of use.

Datasheets & Catalog Pages

[SOFT_SHELL_PIN_AND_SOCKET_CONNECTORS_CATALOG](#)

English

[MICRO MATE-N-LOK CONNECTOR SYSTEM](#)

English

Product Specifications

[Application Specification](#)

English