


SERIES: TS02 | **DESCRIPTION:** TACTILE SWITCH

FEATURES

- through hole
- long crimped pins
- short crimped pins



SPECIFICATIONS

parameter	conditions/description	min	typ	max	units
rated voltage		1		12	Vdc
rated current		0.01		50	mA
withstanding voltage	for 1 minute		250		Vac
contact resistance	applying load of 2 times operating force at 5 Vdc, 10 mA			100	mΩ
insulation resistance	at 100 Vdc for 1 minute	100			MΩ
operating force	see force table				
actuator travel		0.15	0.25	0.35	mm
operating temperature		-30		80	°C
storage temperature		-40		90	°C
life	rated load, 2 cycles/second, 1.5 times operating force				
	100 gf models		100,000		cycles
	160 gf models		80,000		cycles
	260 gf models		60,000		cycles
vibration	10-55~10 Hz, 1.5 mm amplitude, 2 hours on each XYZ				
flammability rating	see material table				
RoHS	yes				

SOLDERABILITY

parameter	conditions/description	min	typ	max	units
hand soldering	for maximum 3 seconds			350	°C
wave soldering	for maximum 5 seconds			260	°C

PART NUMBER KEY

TS02 - 66 - XX - BK - XXX - XXX - D

Base Number

Actuator Height:

43 = 4.3 mm 80 = 8.0 mm 130 = 13.0 mm
 50 = 5.0 mm 90 = 9.0 mm *140 = 14.0 mm
 *55 = 5.5 mm 95 = 9.5 mm 150 = 15.0 mm
 60 = 6.0 mm 100 = 10.0 mm 153 = 15.3 mm
 70 = 7.0 mm 110 = 11.0 mm *160 = 16.0 mm
 73 = 7.3 mm *120 = 12.0 mm 170 = 17.0 mm

Push Force:
 100 = 100 gf
 160 = 160 gf
 260 = 260 gf

Terminals:
 SCR = Short Crimped
 LCR = Long Crimped

Note: *Only available with LCR (long crimped) terminals.

MECHANICAL DRAWING (SCR VERSION)

units: mm
 tolerance: ± 0.2 mm
 unless otherwise noted

ITEM	DESCRIPTION	MATERIAL	PLATING/COLOR
1	terminals	brass	silver
2	housing	PA66 (UL94HB)	black
3	contacts	phosphor bronze	silver
4	cover	stainless steel	
5	stem	PA66 (UL94HB)	black

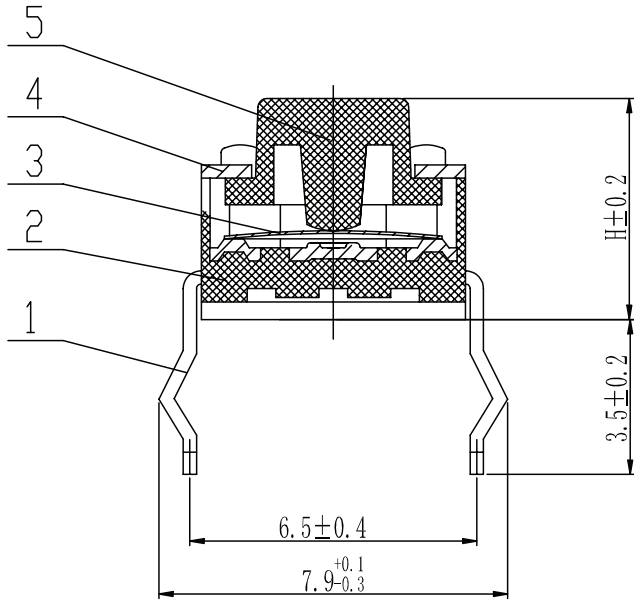


Operating Force Table		
Model	Press Force [N]	Return Force [N]
100	1.0 ± 0.3	> 0.2
160	1.6 ± 0.5	> 0.2
260	2.6 ± 0.5	> 0.2

MECHANICAL DRAWING (LCR VERSION)

units: mm
tolerance: ± 0.2 mm
unless otherwise noted

ITEM	DESCRIPTION	MATERIAL	PLATING/COLOR
1	terminals	brass	silver
2	housing	PA66 (UL94HB)	black
3	contacts	phosphor bronze	silver
4	cover	stainless steel	
5	stem	PA66 (UL94HB)	black



Model	Press Force [N]	Return Force [N]
100	1.0 \pm 0.3	>0.2
160	1.6 \pm 0.5	>0.2
260	2.6 \pm 0.5	>0.2

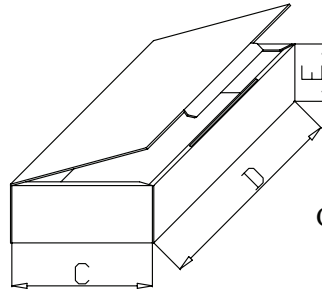
PACKAGING

units: mm

Bag Size: 190 x 160 mm
Carton Box Size: 445 x 350 x 280 mm
Bag QTY: 1,000 pcs per box
Carton Box QTY: 60,000 pcs per bag



A=160mm、B=190mm



C=160mm、D=216mm、E=48mm



X=350mm、Y=455、Z=280mm

REVISION HISTORY

rev.	description	date
1.0	initial release	09/21/2021
1.01	logo, datasheet style update	08/05/2022

The revision history provided is for informational purposes only and is believed to be accurate.



CUI Devices offers a one (1) year limited warranty. Complete warranty information is listed on our website.

CUI Devices reserves the right to make changes to the product at any time without notice. Information provided by CUI Devices is believed to be accurate and reliable. However, no responsibility is assumed by CUI Devices for its use, nor for any infringements of patents or other rights of third parties which may result from its use.

CUI Devices products are not authorized or warranted for use as critical components in equipment that requires an extremely high level of reliability. A critical component is any component of a life support device or system whose failure to perform can be reasonably expected to cause the failure of the life support device or system, or to affect its safety or effectiveness.

cuidevices.com