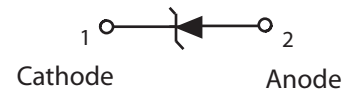
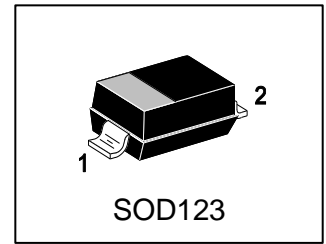


LBZT52C43T1G

S-LBZT52C43T1G

SURFACE MOUNT ZENER DIODE

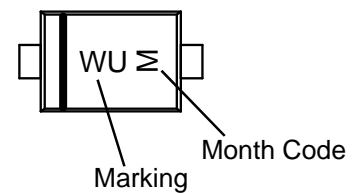


1. FEATURES

- We declare that the material of product compliance with RoHS requirements and Halogen Free.
- S-prefix for automotive and other applications requiring unique site and control change requirements; AEC-Q101 qualified and PPAP capable.
- 500mW power dissipation
- Ideal for surface mounted application

2. DEVICE MARKING AND ORDERING INFORMATION

Device	Marking	Shipping
LBZT52C43T1G	WU	3000/Tape&Reel



3. MAXIMUM RATINGS(Ta = 25°C)

Parameter	Symbol	Limits	Unit
Forward Voltage @ IF=10mA	VF	0.9	V

4. THERMAL CHARACTERISTICS

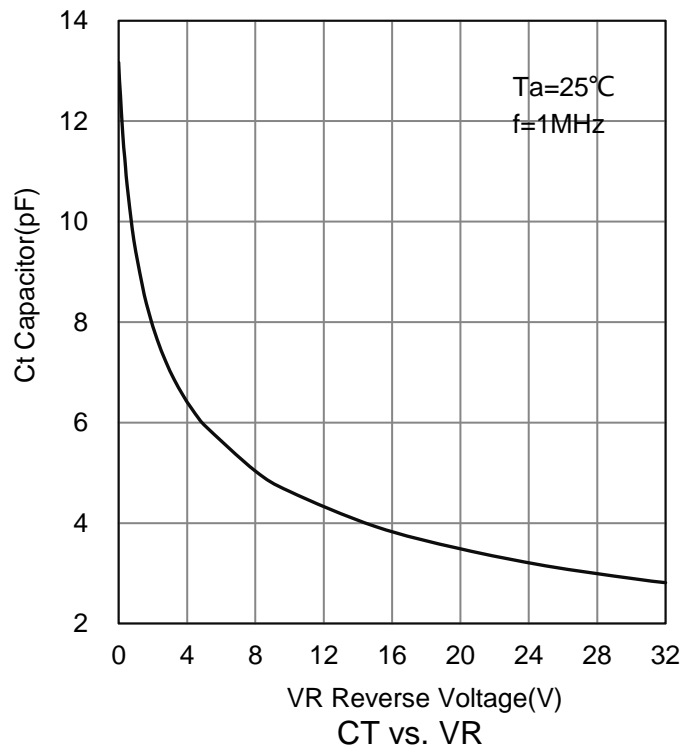
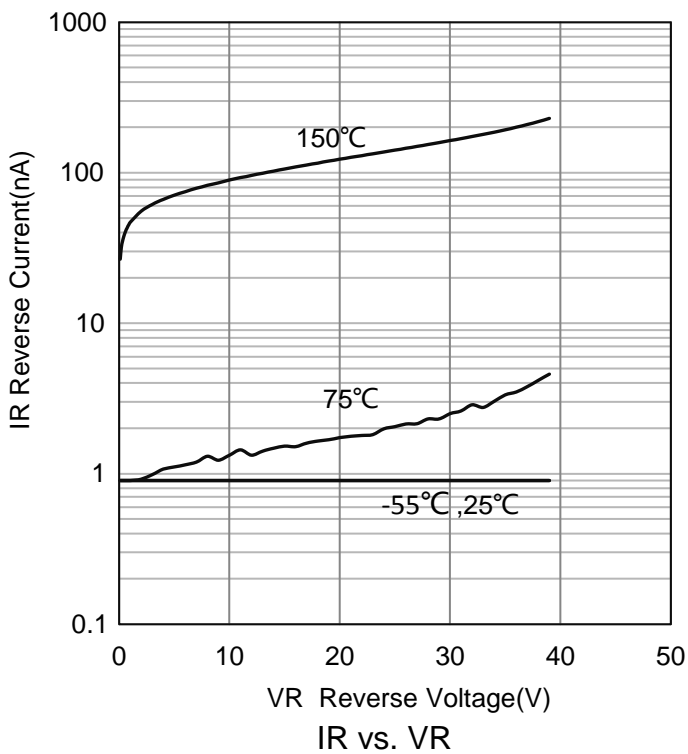
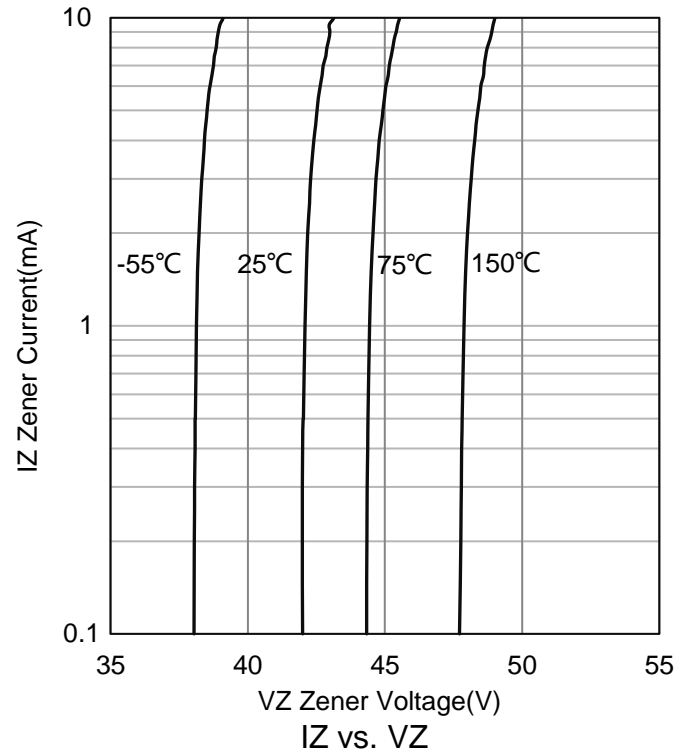
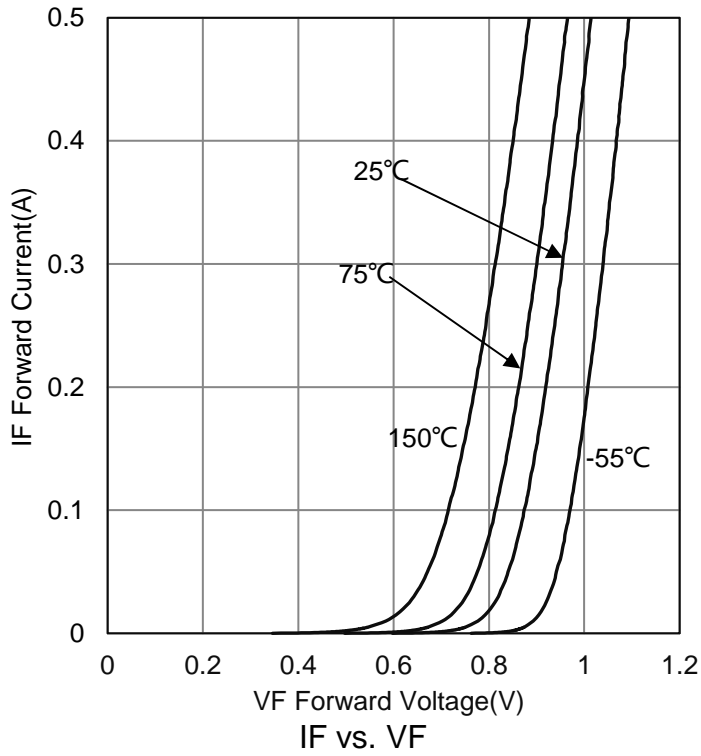
Parameter	Symbol	Limits	Unit
Total Power Dissipation on FR-5 Board(Note 1)	PD	500	mW
Thermal Resistance, Junction to Ambient(Note 1)	RθJA	305	°C/W
Operating Temperature Range	Top	-55~+125	°C
Junction and Storage temperature	TJ,Tstg	-55~+150	°C

1. Device mounted on ceramic PCB; 7.6mm×9.4mm×0.87mm with pad areas 25mm².

5. ELECTRICAL CHARACTERISTICS (Ta= 25°C)

Characteristic	Symbol	Min.	Typ.	Max.	Unit
Zener Voltage (IZT=2mA)	VZ	40	43	46	V
Operating Resistance (IZT=2mA)	ZZT	-	-	100	Ω
Rising Operating Resistance (IZK=1mA)	ZZK	-	-	700	Ω
Reverse Current (VR=32V)	IR	-	-	0.1	μA
Maximum Temperature Coefficient of VZ (IZT=5mA)	θVZ	10	-	12	mV/°C

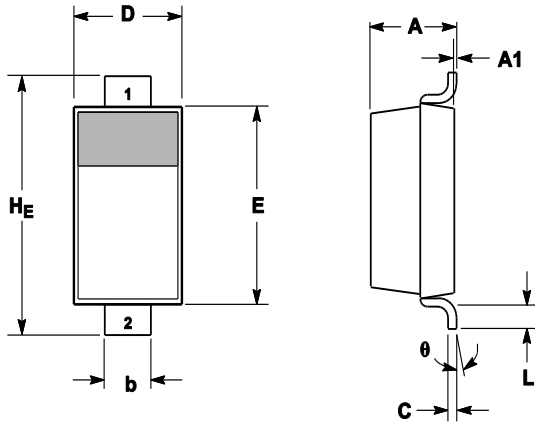
6.ELECTRICAL CHARACTERISTICS CURVES



7. OUTLINE AND DIMENSIONS

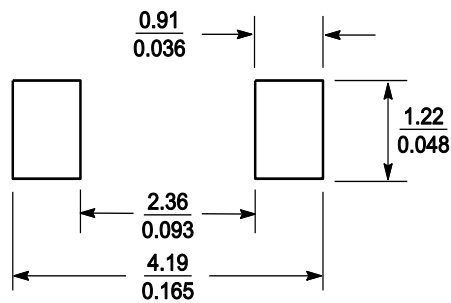
Notes:

1. DIMENSIONING AND TOLERANCING PER ANSI Y14.5M, 1982.
2. CONTROLLING DIMENSION: MILLIMETERS.
3. MAXIMUM LEAD THICKNESS INCLUDES LEAD FINISH. MINIMUM LEAD THICKNESS IS THE MINIMUM THICKNESS OF BASE MATERIAL.
4. DIMENSIONS D AND E DO NOT INCLUDE MOLD FLASH, PROTRUSIONS OR GATE BURRS.



DIM	MILLIMETERS			INCHES		
	MIN	NOM	MAX	MIN	NOM	MAX
A	0.94	1.17	1.35	0.037	0.046	0.053
A1	0.00	0.05	0.10	0.000	0.002	0.004
b	0.51	0.61	0.71	0.020	0.024	0.028
c	---	---	0.15	---	---	0.006
D	1.40	1.60	1.80	0.055	0.063	0.071
E	2.54	2.69	2.84	0.100	0.106	0.112
HE	3.56	3.68	3.86	0.140	0.145	0.152
L	0.25	---	---	0.010	---	---
theta	0°	---	10°	0°	---	10°

8. SOLDERING FOOTPRINT



SCALE 10:1 (mm/inches)