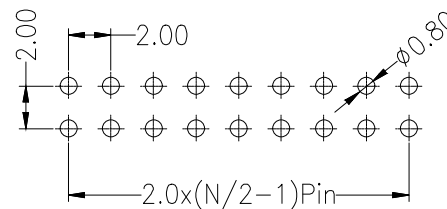
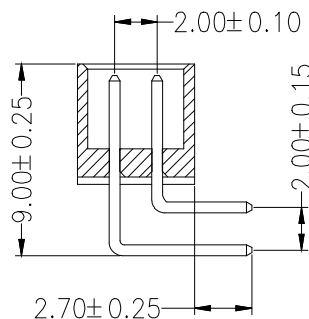
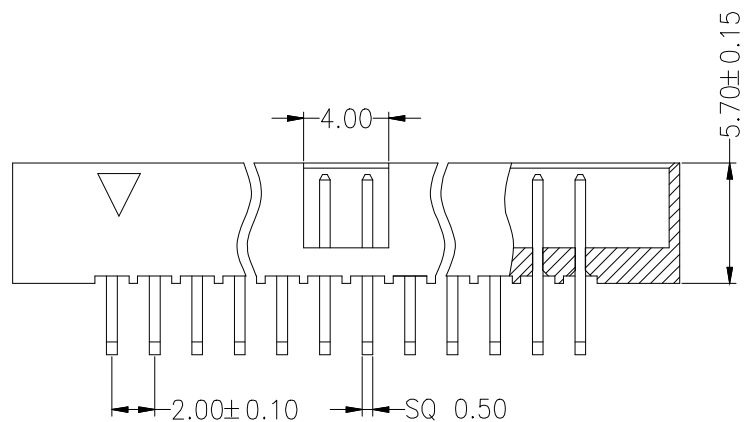


Recommended P.C.B Layout(Top Side)
(PCB BOARD TOLERANCE±0.05)



SPECIFICATIONS
Rated Current:2.0AMP
Contact Resistance:20mΩ Max
Withstand Voltage:400V AC/DC
Insulation Resistance:800MΩ Min
Operation Temperature:-40°C to +105°C

Contact Material:Brass
Contact Plating:Au or Sn Over Ni
Insulator Material:Polyester(UL94V-0)
Resistance To Soldering Heat:
245°C ±5°C, 10s(PBT insulator)
260°C ±5°C, 10s(PA6T&PA9T&LCP insulator)



Ordering Information

HC-JN 200 - * - N - W - * - **

No. of Rows 1=Single Row 2=Dual Row	No. of Pins 03-32Pin	Type ①-直插 ②-弯插 ③-直插	Length (Plastic) (mm)	Contact Plating G0:Gold Flash G1:1u" Gold G2:3u" Gold G3:5u" Gold G4:10u" Gold G5:15u" Gold G6:30u" Gold S0:Gold Flash/Tin S1:Tin
---	-------------------------	------------------------------	-----------------------------	--

			GENERAL TOLERANCE	制图 DRAWING	深圳市华灿天禄电子有限公司 ShenzhenhuacantianluELECTRONICS CO., LTD			
			DIM TOL	审核 CHECK	产品名称 TITLE	筒牛2.00 双排 弯针	版本 REV.	A
			X.X ±0.30	批准 APPROVAL	产品料号 PART NO.	HC-JN200-2-N-W-5.7-XX	单位 UNITS	mm
			X.XX ±0.20	比例 SCALE	材料 MATERIAL		页次 SHEET	1/1
			X.XXX ±0.10	投影 Projection				
序号 No.	变更内容 MODIFY CONTENT	日期 MODIFY DATE	Angle ±3.0°					