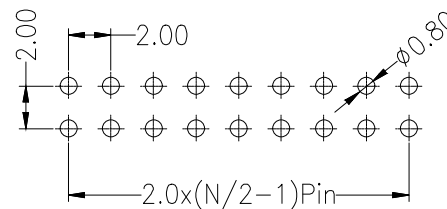
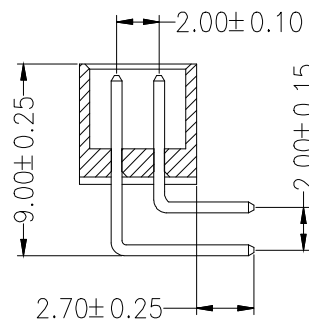
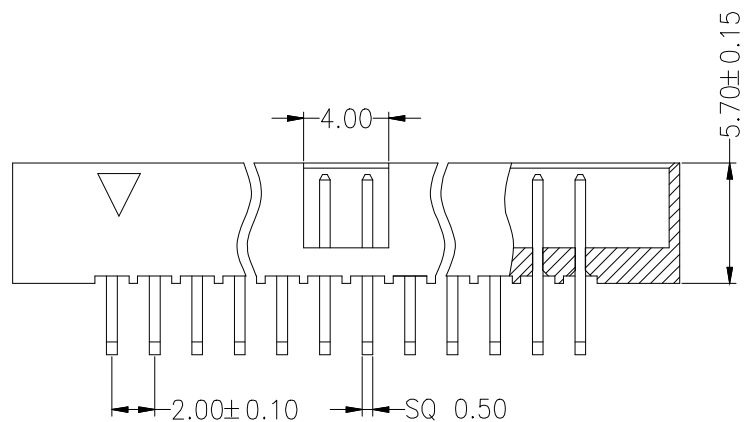


Recommended P.C.B Layout(Top Side)
(PCB BOARD TOLERANCE ± 0.05)



SPECIFICATIONS
Rated Current: 2.0AMP
Contact Resistance: 20mΩ Max
Withstand Voltage: 400V AC/DC
Insulation Resistance: 800MΩ Min
Operation Temperature: -40°C to +105°C

Contact Material: Brass
Contact Plating: Au or Sn Over Ni
Insulator Material: Polyester (UL94V-0)
Resistance To Soldering Heat:
245°C ± 5°C, 10s (PBT insulator)
260°C ± 5°C, 10s (PA6T & PA9T & LCP insulator)



Ordering Information

HC-JN 200 - * - N - W - * - **

No. of Rows 1=Single Row 2=Dual Row	No. of Pins 03-32Pin	Type 0=直插 1=弯针 2=弯插	Length (mm)	Contact Plating G0:Gold Flash G1:1u" Gold G2:3u" Gold G3:5u" Gold G4:10u" Gold G5:15u" Gold G6:30u" Gold S0:Gold Flash/Tin S1:Tin
---	-------------------------	------------------------------	----------------	--

			GENERAL TOLERANCE	制图	深圳市华灿天禄电子有限公司			
			DIM TOL	DRAWING	Shenzhenhuacantianlu ELECTRONICS CO., LTD			
			X.X ± 0.30	审核	产品名称	筒牛2.00 双排 弯针	版本	A
			X.XX ± 0.20	批准	TITLE		REV.	
			X.XXX ± 0.10	APPROVAL	产品料号	HC-JN200-2-N-W-5.7-XX	单位	mm
			Angle ± 3.0°	SCALE	PART NO.		页次	1/1
序号	变更内容	日期	投影	Projection	材料		SHEET	
No.	MODIFY CONTENT	MODIFY DATE			MATERIAL			