

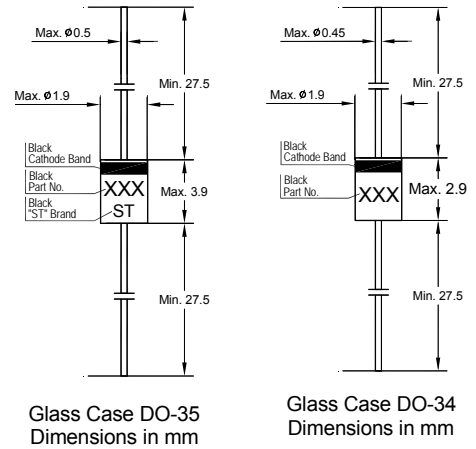
1N5220PF...1N5267PF

Silicon Planar Zener Diodes

Standard Zener voltage tolerance is $\pm 20\%$.
 Add suffix "A" for $\pm 10\%$ Tolerance, suffix
 "B" for $\pm 5\%$ tolerance, suffix "C" for $\pm 2\%$
 tolerance, Other tolerance, non standard
 and higher Zener voltages are upon request.

Features

- Lead Free



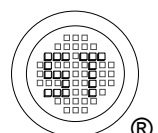
Absolute Maximum Ratings ($T_a = 25^\circ\text{C}$)

Parameter	Symbol	Value	Unit
Power Dissipation	P_{tot}	500	mW
Junction Temperature	T_j	175	$^\circ\text{C}$
Storage Temperature Range	T_{stg}	- 65 to + 175	$^\circ\text{C}$

Thermal Characteristics

Parameter	Symbol	Max.	Unit
Thermal Resistance Junction to Ambient ¹⁾	$R_{\theta\text{JA}}$	300	$^\circ\text{C/W}$

¹⁾ Valid provided that leads are kept at ambient temperature at a distance of 8 mm from case.

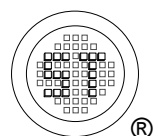


1N5220PF...1N5267PF

Characteristics at $T_a = 25^\circ\text{C}$ (V_F max : 1.1 V at $I_F = 200$ mA)

Type	Zener Voltage Range ¹⁾			Dynamic Resistance			Reverse Current		Temp. Coefficient of Zener Voltage	
	V_{Znom}	V_{ZT}		at I_{ZT}	Z_{ZT}	Z_{ZK}	at I_{ZK}	I_R	at V_R	TK_{VZ}
	(V)	Min. (V)	Max. (V)	(mA)	Max. (Ω)	Max. (Ω)	(mA)	Max. (μA)	(V)	%/K
1N5220BPF	2.2	2.09	2.31	20	30	1150	0.25	100	1	<-0.085
1N5221BPF	2.4	2.28	2.52	20	30	1200	0.25	100	1	<-0.085
1N5222BPF	2.5	2.38	2.62	20	30	1250	0.25	100	1	<-0.085
1N5223BPF	2.7	2.57	2.83	20	30	1300	0.25	75	1	<-0.080
1N5224BPF	2.8	2.66	2.94	20	30	1400	0.25	75	1	<-0.080
1N5225BPF	3	2.85	3.15	20	29	1600	0.25	50	1	<-0.075
1N5226BPF	3.3	3.14	3.46	20	28	1600	0.25	25	1	<-0.070
1N5227BPF	3.6	3.42	3.78	20	24	1700	0.25	15	1	<-0.065
1N5228BPF	3.9	3.71	4.09	20	23	1900	0.25	10	1	<-0.060
1N5229BPF	4.3	4.09	4.51	20	22	2000	0.25	5	1	<-0.055
1N5230BPF	4.7	4.47	4.93	20	19	1900	0.25	5	2	< \pm 0.030
1N5231BPF	5.1	4.85	5.35	20	17	1600	0.25	5	2	< \pm 0.030
1N5232BPF	5.6	5.32	5.88	20	11	1600	0.25	5	3	<+0.038
1N5233BPF	6	5.7	6.3	20	7	1600	0.25	5	3.5	<+0.038
1N5234BPF	6.2	5.89	6.51	20	7	1000	0.25	5	4	<+0.045
1N5235BPF	6.8	6.46	7.14	20	5	750	0.25	3	5	<+0.050
1N5236BPF	7.5	7.13	7.87	20	6	500	0.25	3	6	<+0.058
1N5237BPF	8.2	7.79	8.61	20	8	500	0.25	3	6.5	<+0.062
1N5238BPF	8.7	8.27	9.13	20	8	600	0.25	3	6.5	<+0.065
1N5239BPF	9.1	8.65	9.55	20	10	600	0.25	3	7	<+0.068
1N5240BPF	10	9.5	10.5	20	17	600	0.25	3	8	<+0.075
1N5241BPF	11	10.45	11.55	20	22	600	0.25	2	8.4	<+0.076
1N5242BPF	12	11.4	12.6	20	30	600	0.25	1	9.1	<+0.077
1N5243BPF	13	12.35	13.65	9.5	13	600	0.25	0.5	9.9	<+0.079
1N5244BPF	14	13.3	14.7	9	15	600	0.25	0.1	10	<+0.082
1N5245BPF	15	14.25	15.75	8.5	16	600	0.25	0.1	11	<+0.082
1N5246BPF	16	15.2	16.8	7.8	17	600	0.25	0.1	12	<+0.083
1N5247BPF	17	16.15	17.85	7.4	19	600	0.25	0.1	13	<+0.084
1N5248BPF	18	17.1	18.9	7	21	600	0.25	0.1	14	<+0.085
1N5249BPF	19	18.05	19.95	6.6	23	600	0.25	0.1	14	<+0.086
1N5250BPF	20	19	21	6.2	25	600	0.25	0.1	15	<+0.086
1N5251BPF	22	20.9	23.1	5.6	29	600	0.25	0.1	17	<+0.087
1N5252BPF	24	22.8	25.2	5.2	33	600	0.25	0.1	18	<+0.088
1N5253BPF	25	23.75	26.25	5	35	600	0.25	0.1	19	<+0.089
1N5254BPF	27	25.65	28.35	4.6	41	600	0.25	0.1	21	<+0.090
1N5255BPF	28	26.6	29.4	4.5	44	600	0.25	0.1	21	<+0.091
1N5256BPF	30	28.5	31.5	4.2	49	600	0.25	0.1	23	<+0.091
1N5257BPF	33	31.35	34.65	3.8	58	700	0.25	0.1	25	<+0.092
1N5258BPF	36	34.2	37.8	3.4	70	700	0.25	0.1	27	<+0.093
1N5259BPF	39	37.05	40.95	3.2	80	800	0.25	0.1	30	<+0.094
1N5260BPF	43	40.85	45.15	3	93	900	0.25	0.1	33	<+0.095
1N5261BPF	47	44.65	49.35	2.7	105	1000	0.25	0.1	36	<+0.095
1N5262BPF	51	48.45	53.55	2.5	125	1100	0.25	0.1	39	<+0.096
1N5263BPF	56	53.2	58.8	2.2	150	1300	0.25	0.1	43	<+0.096
1N5264BPF	60	57	63	2.1	170	1400	0.25	0.1	46	<+0.097
1N5265BPF	62	58.9	65.1	2	185	1400	0.25	0.1	47	<+0.097
1N5266BPF	68	64.6	71.4	1.8	230	1600	0.25	0.1	52	<+0.097
1N5267BPF	75	71.25	78.75	1.7	270	1700	0.25	0.1	56	<+0.098

¹⁾ Tested with pulses $t_p = 20$ ms.



1N5220PF...1N5267PF

Electrical Characteristics Curves

