



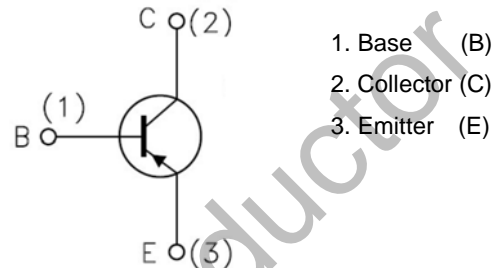

WGA1941

Audio Power Amplifier

Features:

- High Current Capability: $I_C = -10A$
- High Power Dissipation
- Extended Safe Operating Area.
- PNP Transistor
- Complement to WGC5198
- 100% Avalanche Tested

TO-3P

Absolute Maximum Ratings* ($T_C = 25^\circ C$ Unless otherwise noted)

Symbol	PARAMETER	Value	Unit
BV_{CBO}	Collector-Base Voltage	-140	V
BV_{CEO}	Collector-Emitter Voltage	-140	
$BVEBO$	Emitter-Base Voltage	-5	
I_C	Collector Current	-10	A
I_B	Base Current	-1.0	
P_D	Total Device Dissipation ($T_C = 25^\circ C$)	100	W
	Derate above $25^\circ C$	1.04	W/ $^\circ C$
$R_{\theta JC}$	Thermal Resistance, Junction to Case (Max.)	0.83	$^\circ C/W$
T_j, T_{stg}	Junction and Storage Temperature	-40~+150	$^\circ C$

Electrical Characteristics* ($T_C = 25^\circ C$ unless otherwise noted)

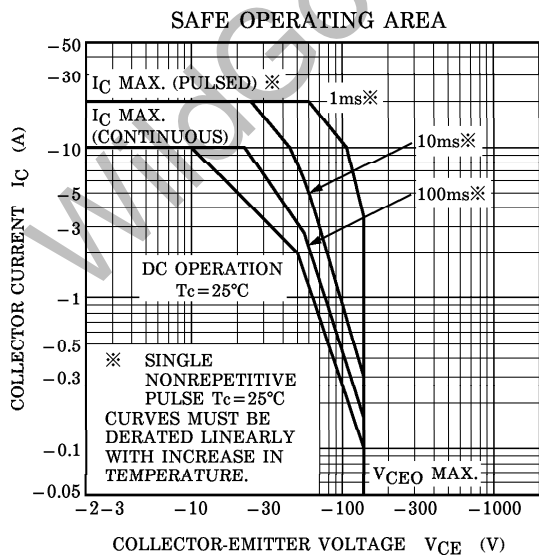
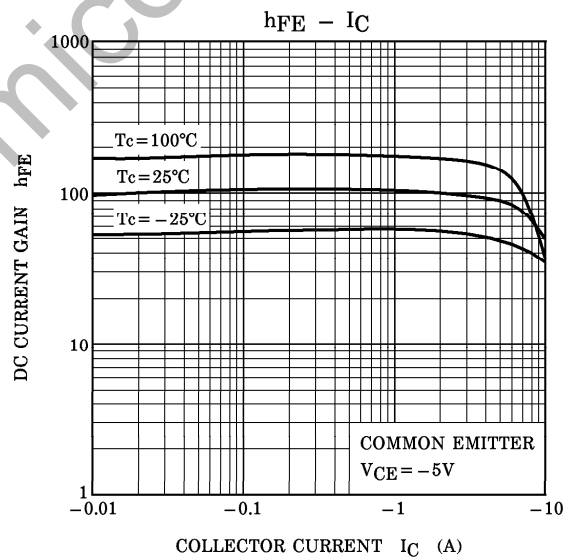
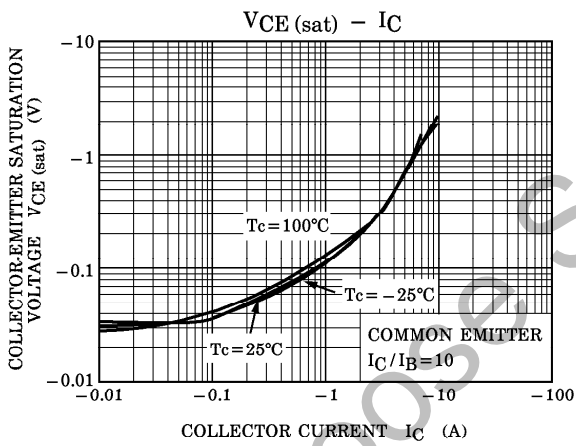
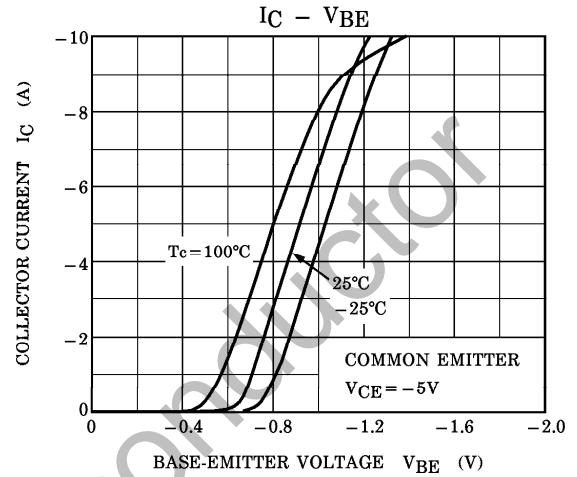
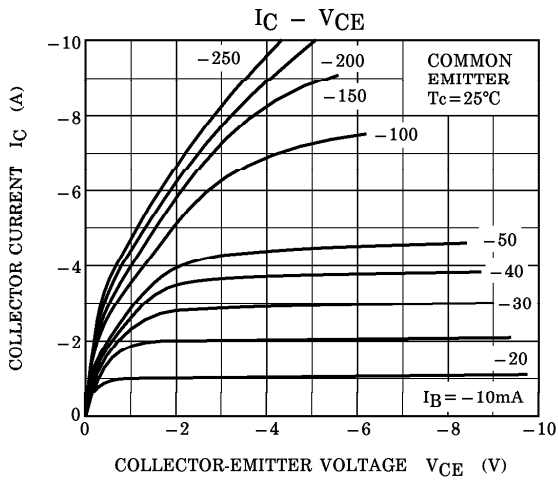
Symbol	Parameter	Test Condition	Min.	Typ.	Max.	Unit
BV_{CBO}	Collector-Base Breakdown Voltage	$I_C = -5mA, I_E = 0$	-140	-	-	V
BV_{CEO}	Collector-Emitter Breakdown Voltage	$I_C = -10mA, R_{BE} = \infty$	-140	-	-	V
BV_{EBO}	Emitter-Base Breakdown Voltage	$I_E = -5mA, I_C = 0$	-5	-	-	V
I_{CBO}	Collector Cut-off Current	$V_{CB} = -140V, I_E = 0$	-	-	-5	μA
I_{EBO}	Emitter Cut-off Current	$V_{EB} = -5V, I_C = 0$	-	-	-5	μA
$h_{FE(1)}$	DC Current Gain	$V_{CE} = -5V, I_C = -1A$	55	-	160	-
$h_{FE(2)}$	DC Current Gain	$V_{CE} = -5V, I_C = -5A$	35	80	-	-
$V_{CE(sat)}$	Collector-Emitter Saturation Voltage	$I_C = -7A, I_B = -0.7A$	-	-0.	-2	V
$V_{EB(sat)}$	Base-Emitter On Voltage	$V_{CE} = -5V, I_C = -5A$	-	-1.0	-1.5	V
fT	Current Gain Bandwidth Product	$V_{CE} = -5V, I_C = -1A$	-	30	-	MHz
C_{OB}	Output Capacitance	$V_{CE} = -10V, f = 1MHz$	-	170	-	pF

Classification Of h_{FE}

Classification	R	O
$h_{FE(1)}$	55-110	80-160

* Pulse Test: Pulse Width=20 μs , Duty Cycle $\leq 2\%$

Typical Characteristics



Package Dimension

TO-3P

Unit:mm

