


**Data sheet | Item number: 2604-3509**

PCB terminal block; lever; 4 mm<sup>2</sup>; Pin spacing 11.5 mm; 9-pole; Push-in  
CAGE CLAMP®; 4,00 mm<sup>2</sup>; gray

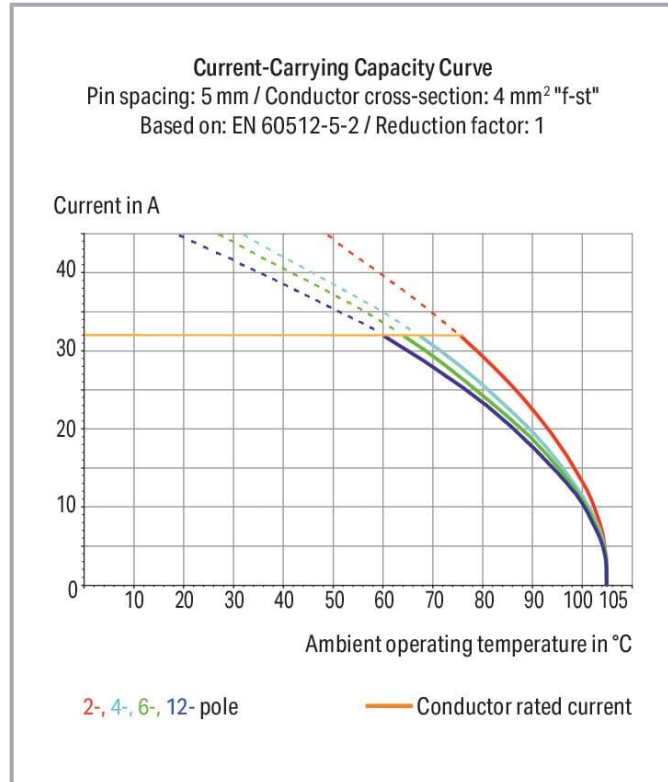


[www.wago.com/2604-3509](http://www.wago.com/2604-3509)



**i** Picture differs from the item.

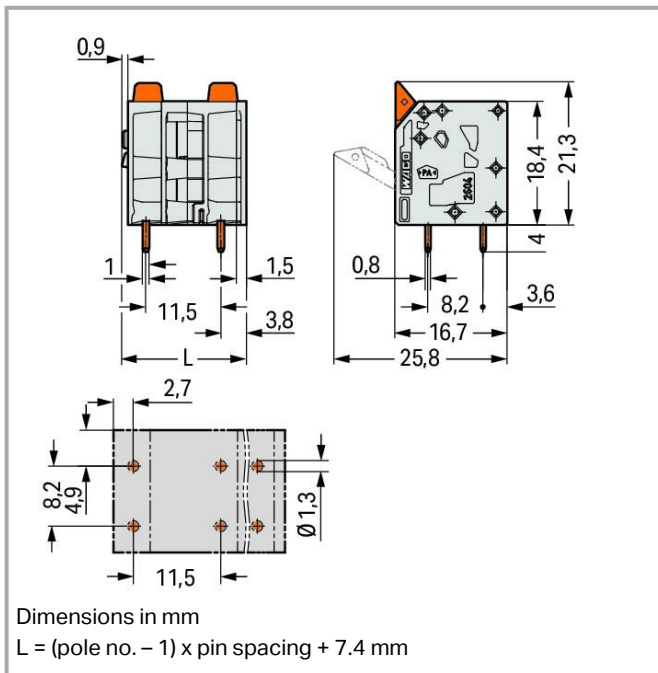
Color:



Subject to changes. Please also observe the further product documentation!

WAGO GmbH & Co. KG  
Hansastr. 27  
32423 Minden  
Phone: +49571 887-0 | Fax: +49571 887-169  
Email: [info.de@wago.com](mailto:info.de@wago.com) | Web: [www.wago.com](http://www.wago.com)

Do you have any questions about our products?  
We are always happy to take your call at +49 (571) 887-44222.



## Item description

- PCB terminal blocks with Push-in CAGE CLAMP® connection and levers
- Push-in termination of solid and ferruled conductors
- Intuitive and tool-free operation
- Several clamping units can be held open simultaneously, simplifying the connection of multi-core cables
- Testing can be performed both parallel and perpendicular to conductor entry

## Data

### Notes

Variants:

Other pole numbers

Direct marking

Other colors

Other versions (or variants) can be requested from WAGO Sales or configured at <https://configurator.wago.com/>.

## Electrical data

### Ratings per IEC/EN

Ratings per

IEC/EN 60664-1

Subject to changes. Please also observe the further product documentation!

WAGO GmbH & Co. KG

Hansastr. 27

32423 Minden

Phone: +49571 887-0 | Fax: +49571 887-169

Email: [info.de@wago.com](mailto:info.de@wago.com) | Web: [www.wago.com](http://www.wago.com)

Do you have any questions about our products?

We are always happy to take your call at +49 (571) 887-44222.



|                               |  |
|-------------------------------|--|
| Nominal voltage (III/3)       | 1000 V   |
| Rated impulse voltage (III/3) | 8 kV   |
| Rated voltage (III/2)         | 1000 V   |
| Rated impulse voltage (III/2) | 8 kV   |
| Nominal voltage (II/2)        | 1000 V   |
| Rated surge voltage (II/2)    | 8 kV   |
| Rated current                 | 32 A   |
| Legend (ratings)              | (III / 2) $\triangleq$ Overvoltage category III / Pollution degree 2 |

### Ratings per UL

|                                |         |
|--------------------------------|---------|
| Approvals per                  | UL 1059 |
| Rated voltage UL (Use Group B) | 600 V   |
| Rated current UL (Use Group B) | 20 A    |
| Rated voltage UL (Use Group C) | 600 V   |
| Rated current UL (Use Group C) | 20 A    |

### Ratings per CSA

|                                 |       |
|---------------------------------|-------|
| Approvals per                   | CSA   |
| Rated voltage CSA (Use Group B) | 600 V |
| Rated current CSA (Use Group B) | 20 A  |
| Rated voltage CSA (Use Group C) | 600 V |
| Rated current CSA (Use Group C) | 20 A  |

### Connection data

|                            |   |
|----------------------------|---|
| Connection points          | 9 |
| Total number of potentials | 9 |
| Number of connection types | 1 |
| Number of levels           | 1 |

### Connection 1

|   |   |
|---|---|
| Connection technology                             | Push-in CAGE CLAMP®                       |
| Actuation type                                    | Lever                                     |
| Solid conductor                                   | 0.2 ... 4 mm <sup>2</sup> / 24 ... 12 AWG |
| Fine-stranded conductor                           | 0.2 ... 4 mm <sup>2</sup> / 24 ... 12 AWG |
| Fine-stranded conductor; with insulated ferrule   | 0.25 ... 2.5 mm <sup>2</sup>              |
| Fine-stranded conductor; with uninsulated ferrule | 0.25 ... 2.5 mm <sup>2</sup>              |

Subject to changes. Please also observe the further product documentation!



|  |                                    |
|--|------------------------------------|
| Fine-stranded conductor; with twin ferrule | 0.25 ... 1.5 mm <sup>2</sup>       |
| Strip length                               | 9 ... 11 mm / 0.35 ... 0.43 inches |
| Conductor connection direction to PCB      | 90 °                               |
| Pole number                                | 9                                  |

### Physical data

|                                      |                          |
|--------------------------------------|--------------------------|
| Pin spacing                          | 11.5 mm / 0.453 inches   |
| Width                                | 99.4 mm / 3.913 inches   |
| Height                               | 25.3 mm / 0.996 inches   |
| Height from the surface              | 21.3 mm / 0.839 inches   |
| Depth                                | 16.7 mm / 0.657 inches   |
| Solder pin length                    | 4 mm                     |
| Solder pin dimensions                | 0.8 x 1 mm               |
| Drilled hole diameter with tolerance | 1.3 <sup>(+0.1)</sup> mm |

### PCB contact

|                                     |  |
|-------------------------------------|--|
| PCB contact                         | THT                                      |
| Solder pin arrangement              | over the entire terminal strip (in-line) |
| Number of solder pins per potential | 2  |

### Material data

|                             |  |
|-----------------------------|--|
| Note (material data)        | Information on material specifications can be found here |
| Color                       | gray   |
| Material group              | I  |
| Insulation material         | Polyamide (PA66)   |
| Flammability class per UL94 | V0   |
| Clamping spring material    | Chrome-nickel spring steel (CrNi)                        |
| Contact material            | Electrolytic copper (E <sub>Cu</sub> )                   |
| Contact plating             | Tin  |
| Fire load                   | 0.171 MJ   |
| Actuator color              | orange   |
| Weight                      | 23.7 g   |

Subject to changes. Please also observe the further product documentation!

## Environmental requirements

|                                  |                 |
|----------------------------------|-----------------|
| Limit temperature range          | -60 ... +105 °C |
| Processing temperature           | -35 ... +60 °C  |
| Continuous operating temperature | -60 ... +105 °C |

## Commercial data




|                       |               |
|-----------------------|---------------|
| eCl@ss 10.0           | 27-44-04-01   |
| eCl@ss 9.0            | 27-44-04-01   |
| ETIM 8.0              | EC002643      |
| ETIM 7.0              | EC002643      |
| ECCN                  | NO DATA       |
| PU (SPU)              | 25 pcs        |
| Packaging type        | box           |
| Country of origin     | PL            |
| GTIN                  | 4055143565059 |
| Customs tariff number | 8536901000    |

## Environmental Product Compliance

|                        |                         |
|------------------------|-------------------------|
| RoHS Compliance Status | Compliant, No Exemption |
|------------------------|-------------------------|

## Approvals / Certificates







### General approvals

| Logo   | Approval                                       | Additional Approval Text | Certificate name |
|--|--|--------------------------|------------------|
|  | <b>CB</b><br>DEKRA Certification B.V.          | IEC 60947-7-4            | NL-61583         |
|  | <b>CSA</b><br>DEKRA Certification B.V.         | C22.2 No. 158            | 70117145         |
|  | <b>cURus</b><br>Underwriters Laboratories Inc. | UL 1059                  | E45172           |
|  | <b>KEMA/KEUR</b><br>DEKRA Certification B.V.   | EN 60947-7-4             | 71-100535        |

Subject to changes. Please also observe the further product documentation!

## Optional accessories

### Ferrule

| Ferrule   |  |  |
|---|--|--|
|  | <b>Item no.: 216-106</b><br>Ferrule; Sleeve for 2.5 mm <sup>2</sup> / AWG 14; uninsulated; electro-tin plated; silver-colored  | <a href="http://www.wago.com/216-106">www.wago.com/216-106</a> |
|  | <b>Item no.: 216-241</b><br>Ferrule; Sleeve for 0.5 mm <sup>2</sup> / 20 AWG; insulated; electro-tin plated; electrolytic copper; gastight crimped; acc. to DIN 46228, Part 4/09.90; white | <a href="http://www.wago.com/216-241">www.wago.com/216-241</a> |
|  | <b>Item no.: 216-242</b><br>Ferrule; Sleeve for 0.75 mm <sup>2</sup> / 18 AWG; insulated; electro-tin plated; electrolytic copper; gastight crimped; acc. to DIN 46228, Part 4/09.90; gray | <a href="http://www.wago.com/216-242">www.wago.com/216-242</a> |
|  | <b>Item no.: 216-243</b><br>Ferrule; Sleeve for 1 mm <sup>2</sup> / AWG 18; insulated; electro-tin plated; electrolytic copper; gastight crimped; acc. to DIN 46228, Part 4/09.90; red     | <a href="http://www.wago.com/216-243">www.wago.com/216-243</a> |
|  | <b>Item no.: 216-244</b><br>Ferrule; Sleeve for 1.5 mm <sup>2</sup> / AWG 16; insulated; electro-tin plated; electrolytic copper; gastight crimped; acc. to DIN 46228, Part 4/09.90; black | <a href="http://www.wago.com/216-244">www.wago.com/216-244</a> |
|  | <b>Item no.: 216-246</b><br>Ferrule; Sleeve for 2.5 mm <sup>2</sup> / AWG 14; insulated; electro-tin plated; electrolytic copper; gastight crimped; acc. to DIN 46228, Part 4/09.90; blue  | <a href="http://www.wago.com/216-246">www.wago.com/216-246</a> |

## Downloads

### Documentation

#### Additional Information

|                        |            |        |          |
|------------------------|------------|--------|----------|
| Technical Section      | 2019 Apr 3 | pdf    | Download |
| Technical explanations |            | 2.1 MB |          |

## CAD/CAE-Data

### CAD data

|                        |     |          |
|------------------------|-----|----------|
| 2D/3D Models 2604-3509 | URL | Download |
|------------------------|-----|----------|

### PCB Design

|  |     |          |
|--|-----|----------|
| Symbol and Footprint via Ultra Librarian 2604-3509 | URL | Download |
|--|-----|----------|

CAX data for your PCB design, consisting of "schematic symbols and PCB footprints", allow easy integration of the WAGO component into your development environment.

Supported formats:

Subject to changes. Please also observe the further product documentation!



- Accel EDA 14 & 15
- Altair
- Altium 6 to current version
- Autodesk Fusion 360
- Cadence Allegro
- DesignSpark
- Eagle Libraries
- KiCad
- Mentor Graphics
- BoardStation
- Mentor Graphics Design Architect
- Mentor Graphics Design
- Expedition 99 and 2000
- OrCAD 9.X PCB and Capture
- PADS PowerPCB 3, 3.5, 4.X, and 5.X
- PADS PowerPCB and PowerLogic 3.0
- PCAD 2000, 2001, 2002, 2004, and 2006
- Pulsonix 8.5 or newer
- STL
- 3D STEP
- TARGET 3001!
- View Logic ViewDraw
- Quadcept
- Zuken CadStar 3 and 4
- Zuken CR-5000 and CR-8000
- Zuken eCADSTAR 2020 and 2021Zuken CR-5000 and CR-8000

---

PCB Component Libraries (EDA), PCB CAD Library Ultra Librarian

Symbol and Footprint via SamacSys 2604-3509

[URL](#)

[Download](#)

CAX data for your PCB design, consisting of "schematic symbols and PCB footprints", allow easy integration of the WAGO component into your development environment.

Supported formats:

- 3D (stp)
- Altium
- CADSTAR

—  
Subject to changes. Please also observe the further product documentation!

---

WAGO GmbH & Co. KG  
Hansastr. 27  
32423 Minden  
Phone: +49571 887-0 | Fax: +49571 887-169  
Email: [info.de@wago.com](mailto:info.de@wago.com) | Web: [www.wago.com](http://www.wago.com)

Do you have any questions about our products?  
We are always happy to take your call at +49 (571) 887-44222.



- Capture
- CircuitStudio
- CR-5000
- CR-8000
- DEHDL
- DesignSpark PCB
- DesignSpark PCB PRO
- DipTrace
- EAGLE
- Easy-PC
- EasyEDA
- eCADSTAR
- KiCad
- OrCAD\_Allegro16
- PADS
- Proteus
- Pulsonix
- Quadcept
- SOLIDWORKS PCB
- TARGET 3001!
- xDX Designer
- Xpedition

PCB Component Libraries (EDA), PCB CAD Library SamacSys Electronic Component Search Engine

---

#### CAE data

|                        |                     |                          |
|------------------------|---------------------|--------------------------|
| ZUKEN Portal 2604-3509 | <a href="#">URL</a> | <a href="#">Download</a> |
|------------------------|---------------------|--------------------------|

---

#### Asset Administration Shell

|                                      |                     |                          |
|--------------------------------------|---------------------|--------------------------|
| Asset Administration Shell 2604-3509 | <a href="#">URL</a> | <a href="#">Download</a> |
|--------------------------------------|---------------------|--------------------------|

---

#### Environmental Product Compliance

##### Compliance Search

|  |                     |                          |
|--|---------------------|--------------------------|
| Environmental Product Compliance 2604-3509 | <a href="#">URL</a> | <a href="#">Download</a> |
|--|---------------------|--------------------------|

Subject to changes. Please also observe the further product documentation!

---

WAGO GmbH & Co. KG  
Hansastr. 27  
32423 Minden  
Phone: +49571 887-0 | Fax: +49571 887-169  
Email: [info.de@wago.com](mailto:info.de@wago.com) | Web: [www.wago.com](http://www.wago.com)

Do you have any questions about our products?  
We are always happy to take your call at +49 (571) 887-44222.




PCB terminal block; lever; 4 mm<sup>2</sup>; Pin spacing 11.5 mm; 9-pole; Push-in CAGE CLAMP®; 4,00 mm<sup>2</sup>; gray

---

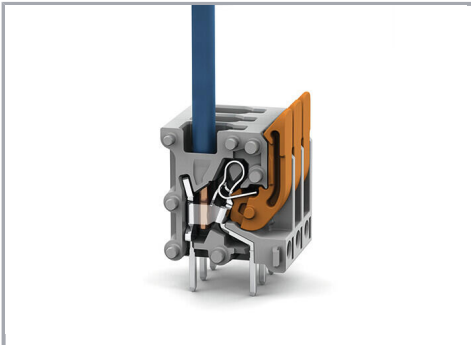
## Installation Notes

### Conductor termination



Insert fine-stranded conductors – and remove all conductors – via operating tool.

### Conductor termination



Insert solid conductors via push-in termination.

Subject to changes. Please also observe the further product documentation!