


# RUGGED HIGH-SPEED STRIPS




NRZ	PAM4
28 Gbps	56 Gbps

## FEATURES & BENEFITS

Edge Rate® rugged high-speed connector strips are designed for high-speed, high cycle applications, and enabled by Samtec's signal integrity-optimized Edge Rate® contact system.

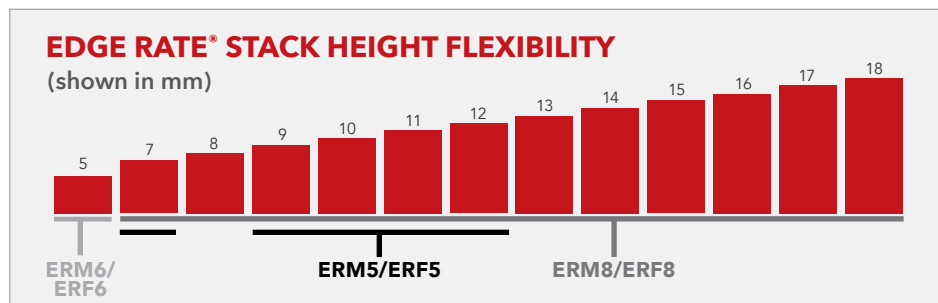
- Up to 1.5 mm contact wipe for a reliable connection
- 20 to 200 positions
- Choice of 0.50 mm, 0.635 mm or 0.80 mm pitch
- 0.50 mm pitch system offers up to 40% PCB space savings vs. 0.80 mm pitch
- 0.635 mm pitch system with extremely slim 2.5 mm body width
- Rugged latching, extended guide posts and 360° shielding
- Severe Environment Testing qualified (ERM8/ERF8); aligns with MIL-DTL-55302. Visit [samtec.com/set](http://samtec.com/set)



Signal integrity-optimized Edge Rate® contact system reduces broadside coupling



Rugged 360° shielding reduces EMI



## KEY SPECIFICATIONS

SERIES	PITCH	INSULATOR MATERIAL	TERMINAL MATERIAL	PLATING	OPERATING TEMP RANGE	CURRENT RATING	VOLTAGE RATING	LEAD-FREE SOLDERABLE
ERM5 / ERF5	0.50 mm	Black LCP	Phosphor Bronze or BeCu (ERM5), BeCu (ERF5)	Au or Sn over 50 μm (1.27 μm) Ni	-55 °C to +125 °C	1.5 A	190 VAC	Yes
ERM6 / ERF6	0.635 mm		Copper Alloy			1.4 A	155 VAC	
ERM8 / ERF8	0.80 mm		Phosphor Bronze or BeCu (ERM8), BeCu (ERF8)			1.4 A	225 VAC	

**(0.635 mm) .025" PITCH • RUGGED HIGH-SPEED HEADERS & SOCKETS**

<b>ERM6</b>	<b>POSITIONS PER ROW</b>	<b>01.5</b>	<b>PLATING OPTION</b>	<b>DV</b>	<b>A</b>	<b>OPTION</b>	<b>K</b>	<b>"X"R</b>
-------------	--------------------------	-------------	-----------------------	-----------	----------	---------------	----------	-------------

**-10, -20, -30,  
-40, -50, -60**  
(Standard Sizes)

**-L**  
= 10 μ" (0.25 μm)  
Gold on contact,  
Matte Tin on tail

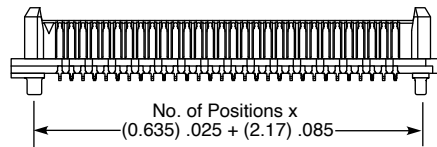
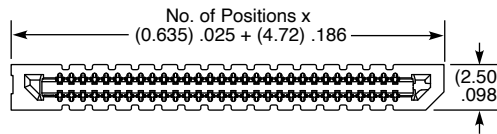
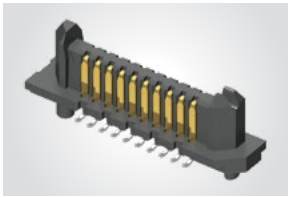
(Leave Blank for  
No Weld Tab)

**-WT**  
= Weld Tab

**-TR**  
= Tape & Reel

**-FR**  
= Full Reel Tape & Reel  
(must order maximum quantity  
per reel; contact Samtec for  
quantity breaks)

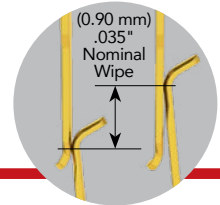
**ERM6**  
Board Mates:  
ERF6



**MATED HEIGHT\***

ERF6 LEAD STYLE	ERM6 LEAD STYLE
	<b>-01.5</b>
<b>-03.5</b>	(5.00) .197

\*Processing conditions will affect mated height.



View complete specifications at: [samtec.com?ERM6](http://samtec.com?ERM6)

<b>ERF6</b>	<b>POSITIONS PER ROW</b>	<b>03.5</b>	<b>PLATING OPTION</b>	<b>DV</b>	<b>A</b>	<b>OPTION</b>	<b>K</b>	<b>"X"R</b>
-------------	--------------------------	-------------	-----------------------	-----------	----------	---------------	----------	-------------

**-10, -20, -30,  
-40, -50, -60**  
(Standard Sizes)

**-L**  
= 10 μ" (0.25 μm)  
Gold on contact,  
Matte Tin on tail

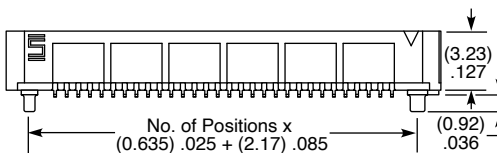
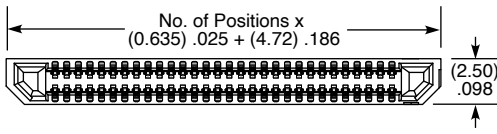
(Leave Blank for  
No Weld Tab)

**-WT**  
= Weld Tab

**-TR**  
= Tape & Reel

**-FR**  
= Full Reel Tape & Reel  
(must order maximum quantity  
per reel; contact Samtec for  
quantity breaks)

**ERF6**  
Board Mates:  
ERM6



**MATED HEIGHT\***

ERF6 LEAD STYLE	ERM6 LEAD STYLE
	<b>-01.5</b>
<b>-03.5</b>	(5.00) .197

\*Processing conditions will affect mated height.

**Notes:**  
Kapton pad and tape & reel  
packaging are standard.

Some lengths, styles and  
options are non-standard,  
non-returnable.

View complete specifications at: [samtec.com?ERF6](http://samtec.com?ERF6)