

3-1393641-1 ✓ ACTIVE

EUROCARD

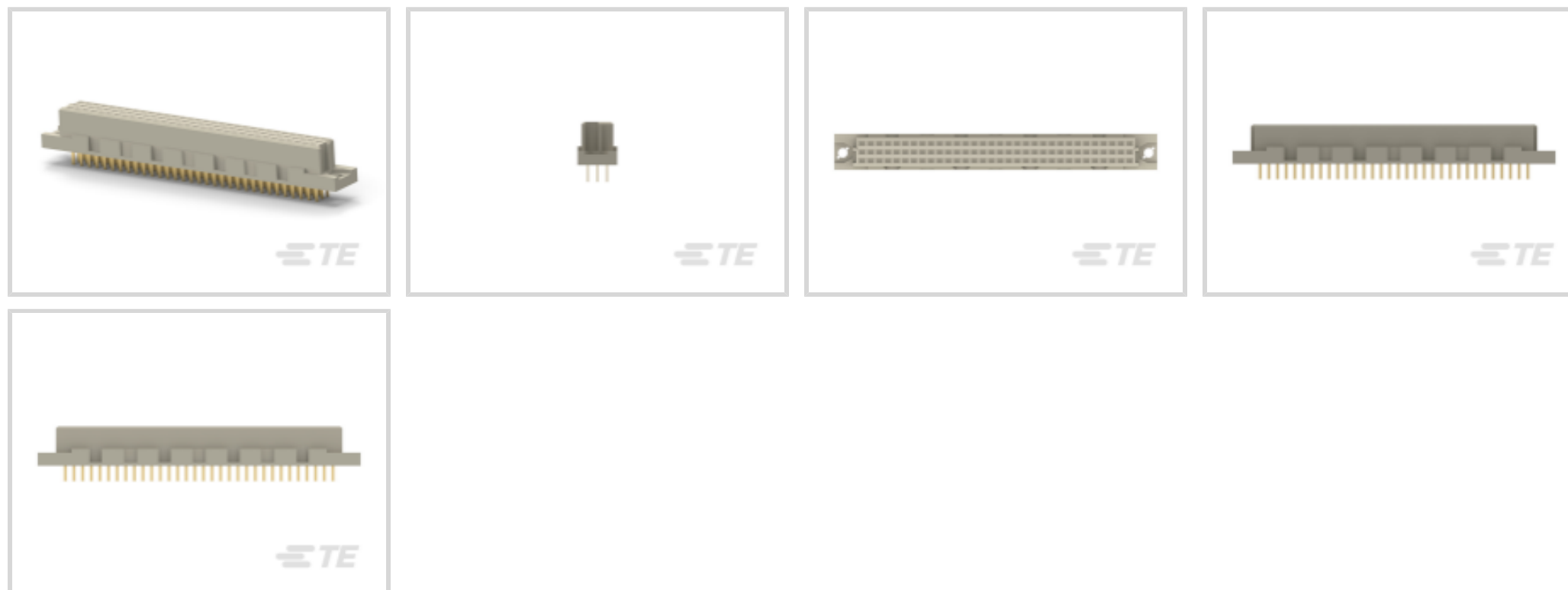
TE Internal #: 3-1393641-1

Eurocard Connectors, Receptacle, Board-to-Board, 96 Position, .1 in [2.54 mm] Centerline, Printed Circuit Board, 3 Row, Vertical, 32 Column

[View on TE.com >](#)



Connectors > PCB Connectors > Backplane Connectors > Eurocard Connectors



Connector & Housing Type: **Receptacle**

Connector System: **Board-to-Board**

Termination Post & Tail Length: **4.5 mm [.177 in]**

Number of Positions: **96**

Centerline (Pitch): **2.54 mm [.1 in]**

Features

Product Type Features

Connector & Housing Type	Receptacle
Connector System	Board-to-Board
Connector & Contact Terminates To	Printed Circuit Board
DIN Size	Standard
DIN Level	II

Configuration Features

Number of Positions	96
Number of Rows	3
PCB Mount Orientation	Vertical
Number of Columns	32
Number of Signal Positions	96
Rows Loaded	A, B, C

Contact Features

Contact Type	Socket
--------------	--------



Contact Base Material	Phosphor Bronze
-----------------------	-----------------

Contact Current Rating (Max)	1.5 A
------------------------------	-------

Termination Features

Termination Method to Printed Circuit Board	Through Hole - Solder
---	-----------------------

Termination Post & Tail Length	4.5 mm[.177 in]
--------------------------------	-----------------

Mechanical Attachment

Mating Alignment Type	Polarization
-----------------------	--------------

Mating Alignment	With
------------------	------

Panel Mount Feature	Without
---------------------	---------

PCB Mount Retention	With
---------------------	------

PCB Mount Retention Type	Mounting Hole
--------------------------	---------------

Connector Mounting Type	Board Mount
-------------------------	-------------

Housing Features

Housing Material	Polyester - GF
------------------	----------------

Centerline (Pitch)	2.54 mm[.1 in]
--------------------	----------------

Dimensions

Connector Height	10.6 mm
------------------	---------

PCB Thickness (Recommended)	2.39 mm[.094 in]
-----------------------------	------------------

Row-to-Row Spacing	2.54 mm[.1 in]
--------------------	----------------

Usage Conditions

Operating Temperature Range	-55 – 105 °C[-67 – 221 °F]
-----------------------------	----------------------------

Operation/Application

Shielded	No
----------	----

Circuit Application	Signal
---------------------	--------

Industry Standards

UL Flammability Rating	UL 94V-0
------------------------	----------

Packaging Features

Packaging Method	Package
------------------	---------

Product Compliance

[For compliance documentation, visit the product page on TE.com>](#)











EU RoHS Directive 2011/65/EU	Compliant
EU ELV Directive 2000/53/EC	Compliant
China RoHS 2 Directive MIIT Order No 32, 2016	No Restricted Materials Above Threshold
EU REACH Regulation (EC) No. 1907/2006	Current ECHA Candidate List: JUNE 2023 (235) Candidate List Declared Against: JUNE 2023 (235) Does not contain REACH SVHC
Halogen Content	Not Low Halogen - contains Br or Cl > 900 ppm.
Solder Process Capability	Wave solder capable to 240°C

Product Compliance Disclaimer

This information is provided based on reasonable inquiry of our suppliers and represents our current actual knowledge based on the information they provided. This information is subject to change. The part numbers that TE has identified as EU RoHS compliant have a maximum concentration of 0.1% by weight in homogenous materials for lead, hexavalent chromium, mercury, PBB, PBDE, DBP, BBP, DEHP, DIBP, and 0.01% for cadmium, or qualify for an exemption to these limits as defined in the Annexes of Directive 2011/65/EU (RoHS2). Finished electrical and electronic equipment products will be CE marked as required by Directive 2011/65/EU. Components may not be CE marked. Additionally, the part numbers that TE has identified as EU ELV compliant have a maximum concentration of 0.1% by weight in homogenous materials for lead, hexavalent chromium, and mercury, and 0.01% for cadmium, or qualify for an exemption to these limits as defined in the Annexes of Directive 2000/53/EC (ELV). Regarding the REACH Regulation, the information TE provides on SVHC in articles for this part number is based on the latest European Chemicals Agency (ECHA) 'Guidance on requirements for substances in articles' posted at this URL: <https://echa.europa.eu/guidance-documents/guidance-on-reach>

Compatible Parts

 <p>TE Part # 1-148057-5 096 EURO TYP C RECP 13MM ASSY</p>	 <p>TE Part # 5535089-5 ASSEMBLY,RECEPTACLE,EUROCARD, T</p>	 <p>TE Part # 650473-5 096 EURO TYPE C PIN ST ASSY</p>	 <p>TE Part # 5650473-5 ASSY,PIN,EUROCARD,TYPE C,LEAD-</p>
 <p>TE Part # 650947-5 096 EURO TYPE C PIN ST ASSY</p>	 <p>TE Part # 215605-4 96P.IEC-C MALE CONN</p>	 <p>TE Part # 5148059-5 ASSY,RECEPTACLE,EUROCARD,TYPE C,LEAD-FRE</p>	 <p>TE Part # 5536405-5 ASSY,PIN,EUROCARD,TYPE C,LEAD-</p>




TE Part # 9-1393644-1
V42254B1200C960=PC612 MESSERLE



TE Part # 5650461-4
ASSY,RECEPTACLE,EUROCARD,TYPE



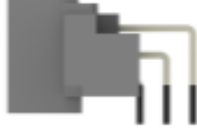
TE Part # 5535043-4
ASSY,RECEPTACLE,EUROCARD,TYPE



TE Part # 5650895-4
ASSY,RECEPT,EUROCARD,TYPE R,LE



TE Part # 5535090-5
ASSEMBLY,RECEPTACLE,EUROCARD, T



TE Part # 5536010-5
ASSY,PIN,EUROCARD,TYPE C,LEAD-



TE Part # 1-1393644-6
V42254B1100C960=PC612 MESSERLE



TE Part # 650913-5
096 EURO TYPE C PIN BL ASSY



TE Part # 1-148059-5
096 EURO TYP C RECP 17MM ASSY



TE Part # 5536416-5
ASSY,PIN,EURO,"C",LEAD-FREE,96



TE Part # 535032-4
096 EURO TYPE C RECEPT AP ASSY




TE Part # 5535032-4
ASSY,RECEPTACLE,EUROCARD,TYPE

Customers Also Bought



TE Part #4-1418448-1
Heavy Duty Sealed Connector Series Housings



TE Part #1623782-7
SQM5 22K 5% (METAL FILM)



TE Part #1-338314-2
15POS.HD20 REC.ASSY



TE Part #1447009-8
SHIELD FINGER 3525Z



TE Part #2-1676481-8
CPF 0603 68R 0.1% 25PPM 1K RL




TE Part #3-826629-6
1X36 POS AMPMODU II HEADER



TE Part #4-1614890-7
CPF 0805 17R8 0.1% 25PPM 1K RL



TE Part #173796-E
IDCCS SMC 1,27 26 * AU AUI 100 PVC



Documents

Product Drawings

[V42254B2202C960=PC612 FEDERLEI](#)

English

CAD Files

Customer View Model

[ENG_CVM_CVM_3-1393641-1_A.2d_dxf.zip](#)

English

[3D PDF](#)

3D

Customer View Model

[ENG_CVM_CVM_3-1393641-1_A.3d_igs.zip](#)

English

Customer View Model

[ENG_CVM_CVM_3-1393641-1_A.3d_stp.zip](#)

English

By downloading the CAD file I accept and agree to the [Terms and Conditions](#) of use.