

NEW



1.27mm Pitch High-speed Transmission Board-to-Board Connector


CONNECTOR

MB-0306-1

January 2016

TX24A / 25A Series

RoHS Compliant



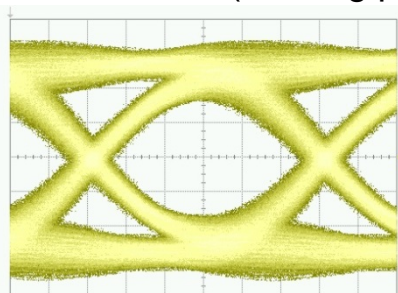
The TX24A / TX25A Series is a board-to-board connector ideal for high-speed transmission in a wide variety of applications such as office automation, measurement instruments, and video equipment.

It has the same footprint and is mating compatible with the existing TX24 / 25 Series, and supports an increase in internal transmission speeds.


Features

- Footprint and mating compatibility with the existing TX24 / 25 Series.
 - Robust, and with a mating guide ideal for rack and panel mounting.
 - Click feeling ensures complete insertion.
 - High-reliability with long contact stroke length.
 - Improved electrical characteristics from TX24 / 25 Series, supporting higher-speed transmission.
- Electrical characteristics of the upper contacts are improved. High-speed signals are arranged in the upper layer.

TX24 / 25 (existing product)



TX24A / 25A



Comparison data of eye-patterns of upper contacts
(5.4Gbps differential signaling, two pairs are driven)

General Specifications

- No. of Contacts:
80 position
- Contact Resistance:
40mΩ max. (initial)
- Dielectric Withstanding Voltage:
A.C500Vr.m.s for 1 minute (initial)
- Rated Current:
1.0A per pin
- Insulation Resistance:
100MΩmin. (initial)
- Mating Cycles:
500 times
- Operating Temperature:
-40 Deg. C to +85 Deg. C


Materials and Finishes

Component	Material and Finish
Insulator	Glass filled PBT
Contact	Copper alloy / Contact area: 0.1μm min. Au plating over Ni Terminal area: Sn plating over Ni
Hook Pin	Copper alloy / Sn plating over Ni
Locator	Glass filled PBT

Part Number and Appearance


TX24A - 80R - LT - H1E

(80 position angle receptacle)



TX25A - 80P - LT - H1E

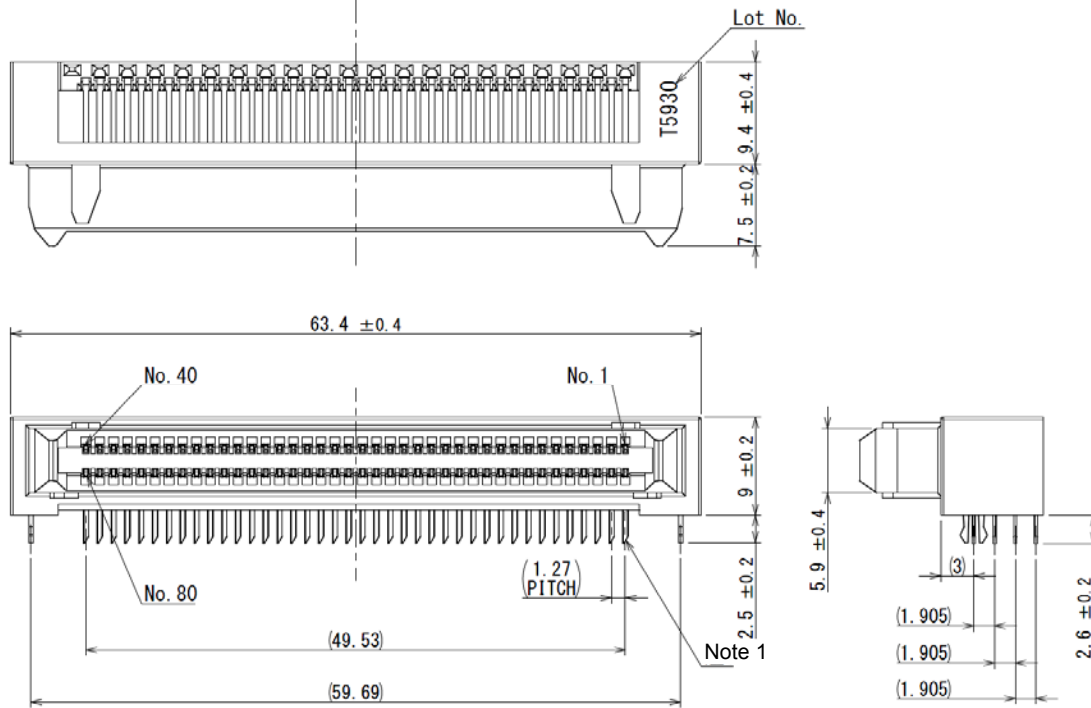
(80 position angle plug)



Product Drawing

■ TX24A - 80R - LT - H1E

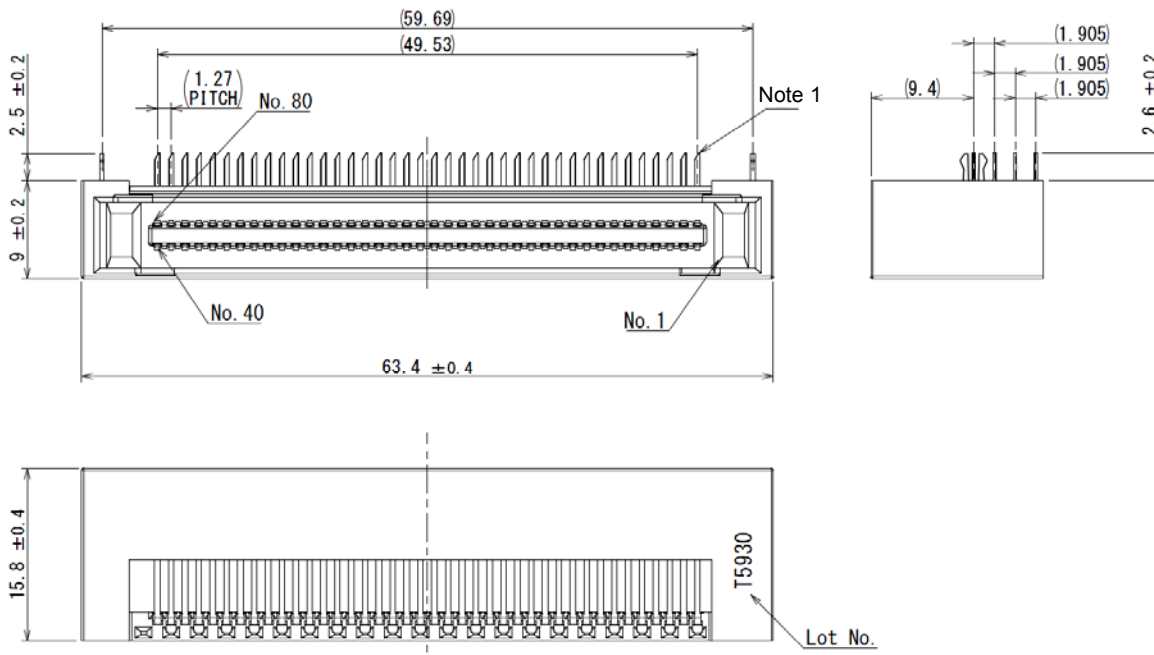
Unit: mm



Note 1: Contact terminal shape in the drawing are for reference only. Contact terminals within the connector are identical.

■ TX25A - 80P - LT - H1E

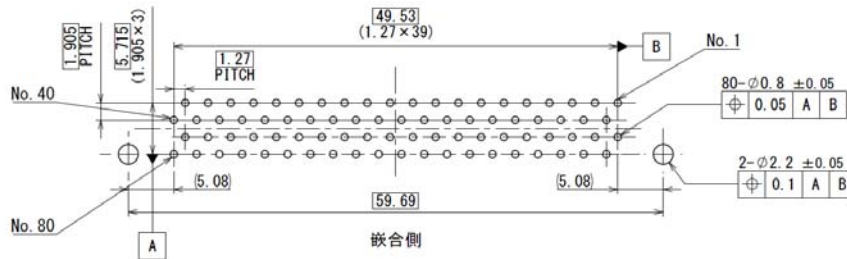
Unit: mm



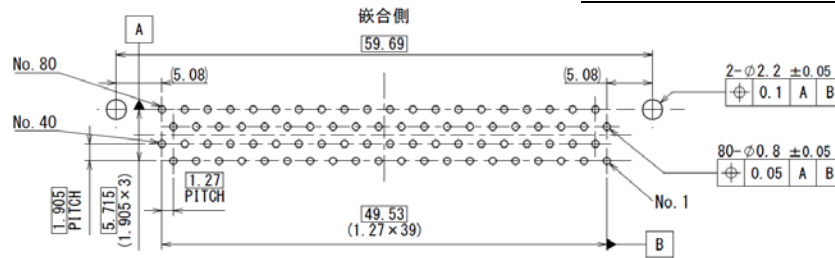
Note 1: Contact terminal shape in the drawing are for reference only. Contact terminals within the connector are identical.

Applicable Board Dimensions (for reference)

TX24A-80R-LT-H1E (mounting side)



TX25A-80P-LT-H1E (mounting side)



Drawing Number

Part Number	SJ Drawing	Product Specifications
TX24A-80R-LT-H1E	SJ116435	JACS-11111
TX25A-80P-LT-H1E	SJ116436	

● Test Report: SR-C-1531

Notice:

- The values specified in this brochure are only for reference. The products and their specifications are subject to change without notice. Contact our sales staff for further information before considering or ordering any of our products. For purchase, a product specification must be agreed upon.
- Users are requested to provide protection circuits and redundancy circuits to ensure safety of the equipment, and sufficiently review the suitability of JAE's products to the equipment.
- The products presented in this brochure are designed for the uses recommended below. We strongly suggest you contact our sales staff when considering use of any of the products in any other way than the recommended applications or for a specific use that requires an extremely high reliability.
 - Applications that require consultation:
 - Please contact us if you are considering use involving a quality assurance program that you specify or that is peculiar to the industry, such as:
Automotive electrical components, train control, telecommunications devices (mainline), traffic light control, electric power, combustion control, fire prevention or security systems, disaster prevention equipment, etc.
 - We may separately give you our support with a quality assurance program that you specify, when you think of a use such as:
Aviation or space equipment, submarine repeaters, nuclear power control systems, medical equipment for life support, etc.
 - Recommended applications include:
Computers, office appliances, telecommunications devices (terminals, mobile units), measuring equipment, audiovisual equipment, home electric appliances, factory automation equipment, etc.

Japan Aviation Electronics Industry, Limited

Product Marketing Division
 Aobadai Building, 3-1-19, Aobadai, Meguro-ku, Tokyo 153-8539
 Phone: +81-3-3780-2882 FAX: +81-3-3780-2946

* The specifications in this brochure are subject to change without notice. Please contact JAE for information.