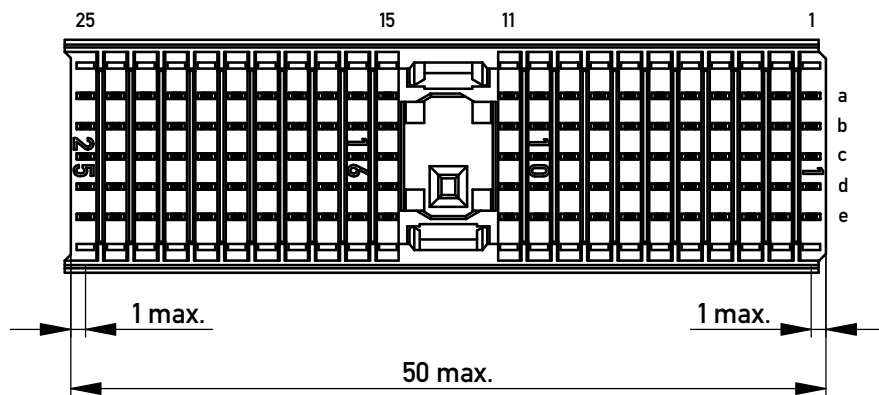
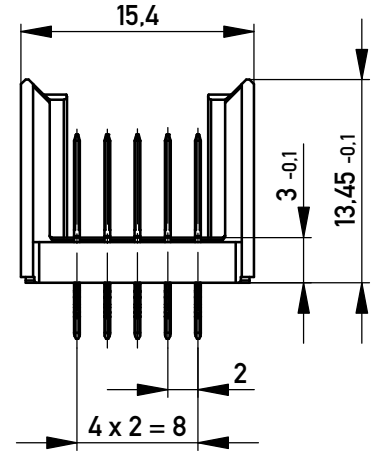
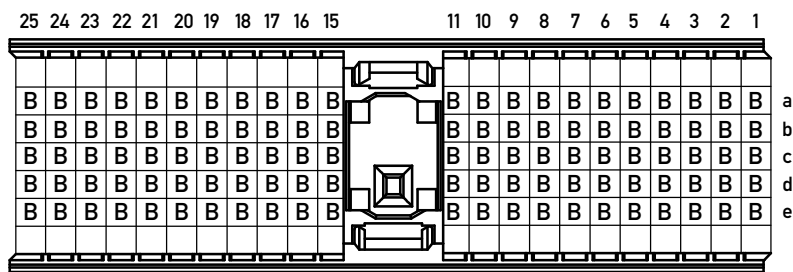


EN Zone für durchkontaktierte Löcher $\phi 0,6 \pm 0,05$
compliant zone for thru hole $\phi 0,6 \pm 0,05$

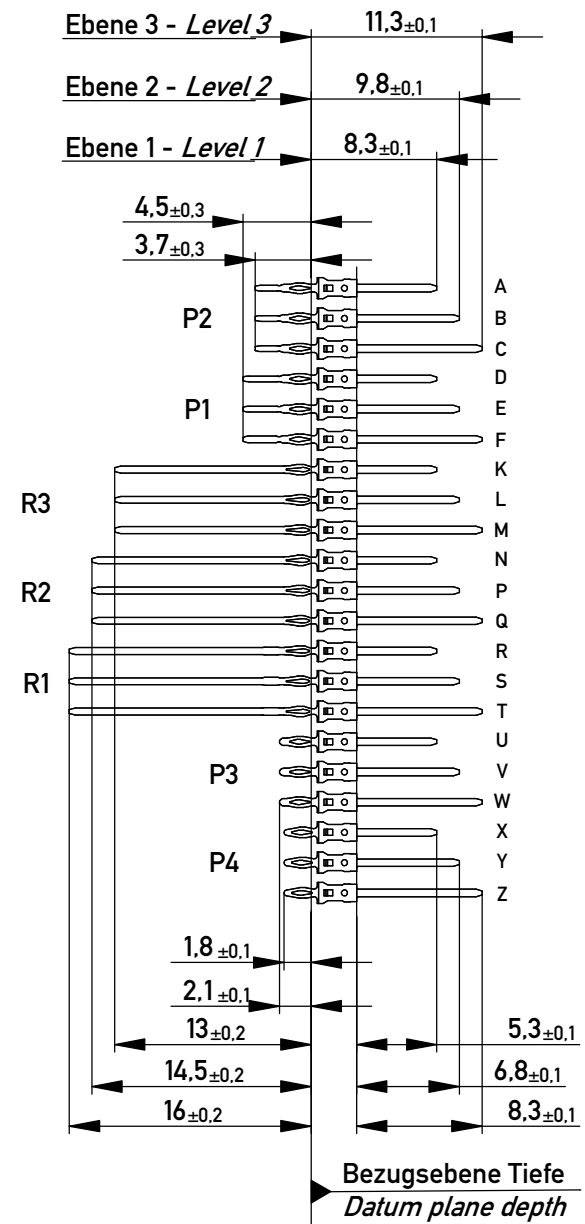
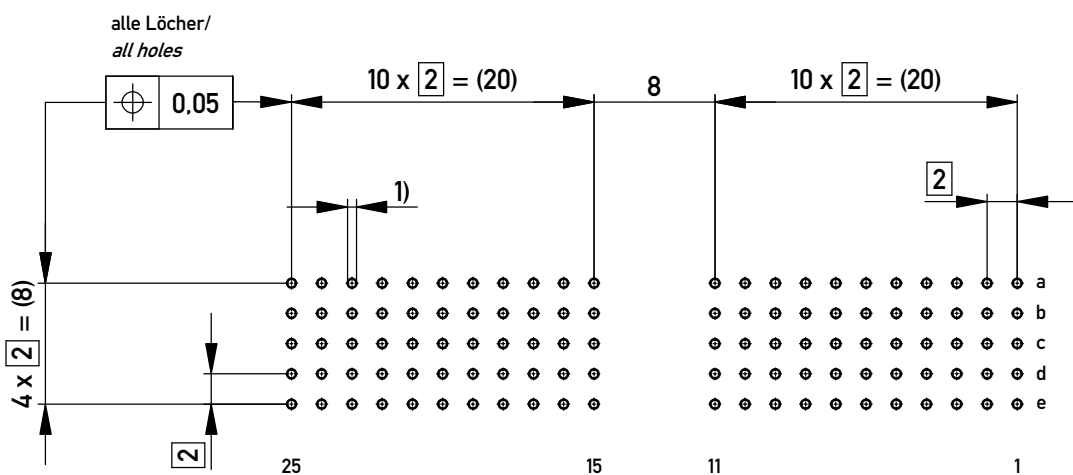


Bestückungsplan / contact layout



Lochbild für Leiterplatte (Bestückungsseite)

board hole pattern (component mounting side)



- 1) $\phi 0,6 \pm 0,05$ Durchmesser des metallisierten Loches
 $\phi 0,6 \pm 0,05$ Diameter of finished plated-through hole

Schichtaufbau im metallisierten Loch siehe Zeichnung 164062 Nr.1
Metal plating of plated-through hole see drawing 164062 No.1

Fehlende Maße und Angaben nach IEC 61076-4-101
Missing information and dimensions per IEC 61076-4-101

P2 Level 2
siehe Bestückungsplan / see contact layout
Anforderungsstufe 2 / class 2
ohne Fixierstift / without locating peg

Copyright by ERNI Production GmbH & Co. KG
Proprietary notice pursuant to ISO 16016 to be observed.

Information:		Tolerances	Scale	2:1
All rights reserved. Only for Information. To ensure that this is the latest version of this drawing, please contact one of the ERNI companies before using.		All Dimensions in mm	Designation	
www.ERNI.com			ERmet Messerleiste A ERmet Male Wide Type A	
g	14.03.2018	044148		1
Index	Date	Class		A3
		ERMA		