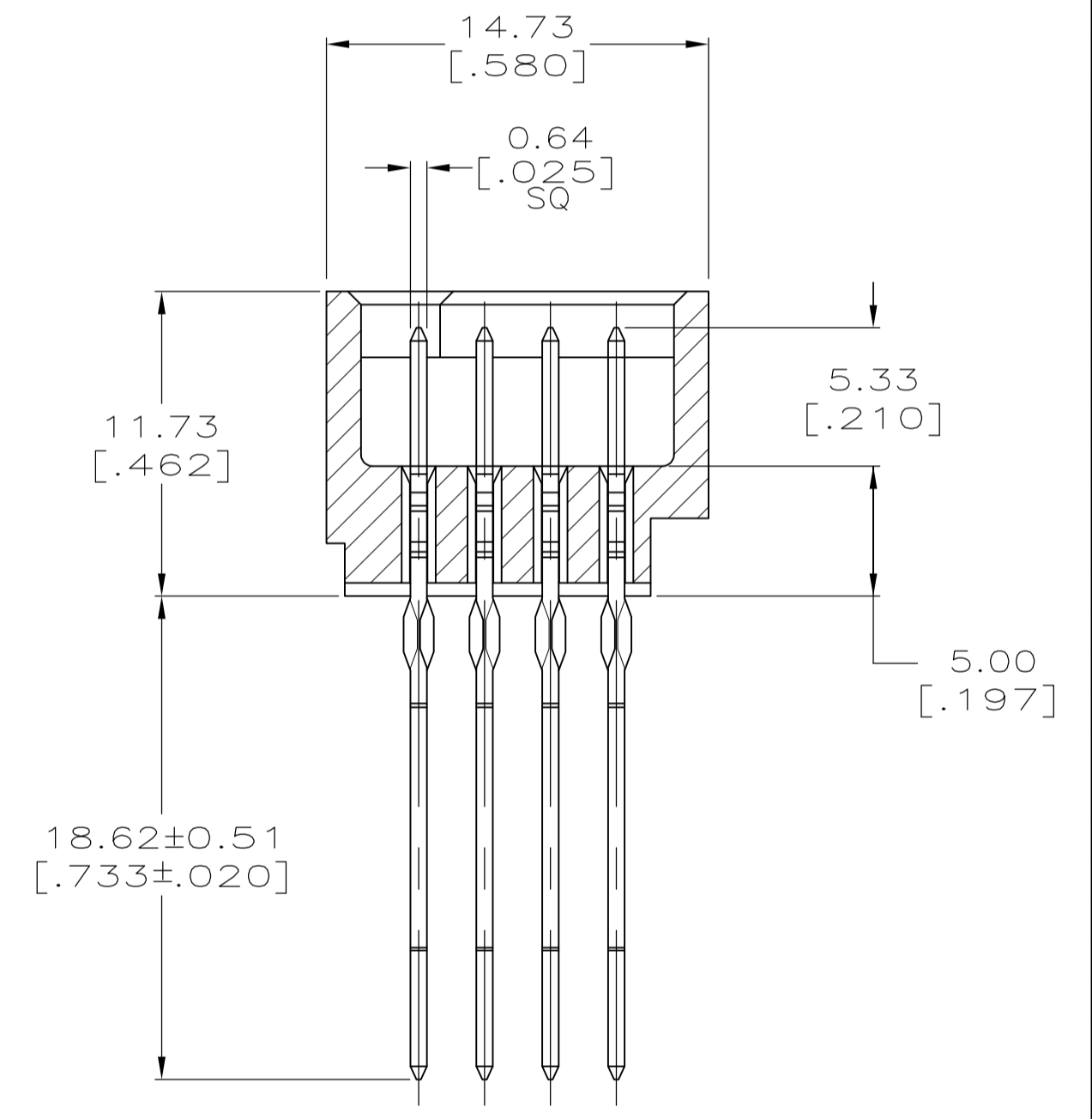
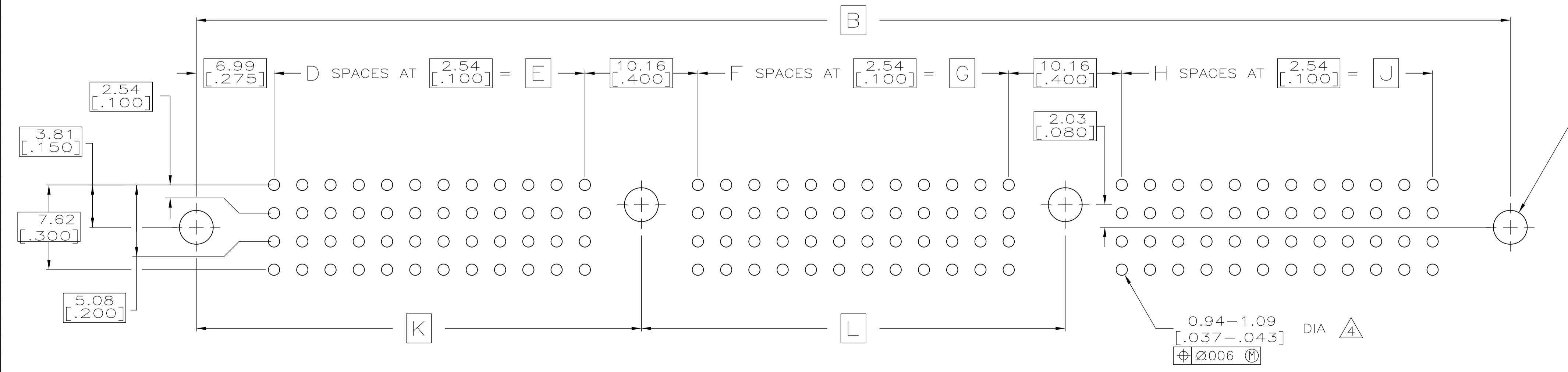
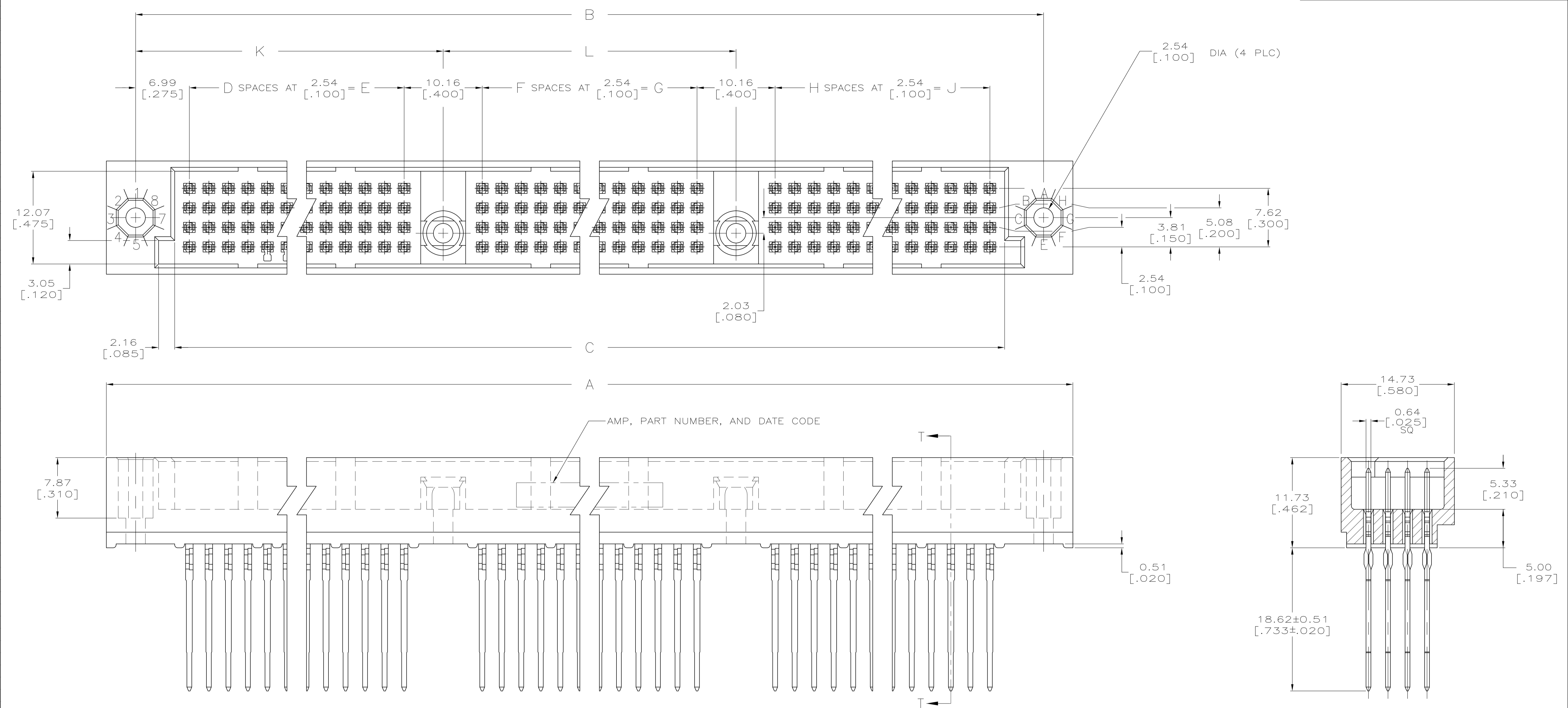


REVISIONS					
P	LTR	DESCRIPTION	DATE	DMN	APVD
G		REVISED PER ECO-15-015252	13NOV15	BJ	FY
G1		REVISED PER ECO-16-003656	10MAR16	B.J.	S.Y.



RECOMMENDED P.C. BOARD LAYOUT

THIS DRAWING IS A CONTROLLED DOCUMENT.		DIN R.K. SEIFRIED 04/18/90	TE Connectivity
DIMENSIONS: mm [INCHES]		CHK F. KIBLER 8-17-92	
TOLERANCES UNLESS OTHERWISE SPECIFIED:		APVD	NAME
0 PLC ± -			PRODUCT SPEC
1 PLC ± -			APPLICATION SPEC
2 PLC ± -			SIZE CAGE CODE DRAWING NO
3 PLC ± 0.13 [.005]			WEIGHT
4 PLC ± -			A1 00779 C=533404
ANGLES ± -			CUSTOMER DRAWING
MATERIAL		SCALE 4:1 SHEET 1 OF 2 REV G1	

REVISIONS				
P	LTR	DESCRIPTION	DATE	APPV
-		SEE SHEET 1	-	-

- ① HOUSING MATERIAL: THERMOPLASTIC, COLOR-NATURAL.
- ② CONTACT MATERIAL: PHOSPHOR BRONZE.
- ③ FINISH:  
MATING AREA: MEETS THE PERFORMANCE REQUIREMENTS OF PRODUCT SPECIFICATION 108-9063; BASED ON TELCORDIA DR-1217-CORE APPLICATIONS IN UNCONTROLLED ENVIRONMENTS.  
GOLD FLASH ON REMAINDER OF POST.
- ④ ACTION PIN POSTS REQUIRE 2.36 [.093] MIN THICK P.C. BOARD. RECOMMENDED P.C. BOARD HOLES ARE 1.151 [.0453] DIA PLATED THRU WITH 0.025-0.076 [.001-.003] COPPER, WITH 0.0076 [.0003] MIN TIN-LEAD PLATING; FINISHED HOLE AFTER PLATING 0.94-1.09 [.037-.043] DIA.
- ⑤ PART NUMBER IS OBSOLETE.

⑤													533404-8
⑤													533404-7
⑤	142.24 [5.600]	144.14 [5.675]	132.08 [5.200]	-52	132.08 [5.200]	-52	132.08 [5.200]	-52	420.37 [16.550]	430.53 [16.950]	438.15 [17.250]	-636	533404-6
⑤													533404-5
⑤													533404-4
⑤													533404-3
⑤													533404-2
	116.84 [4.600]	118.74 [4.675]	106.68 [4.200]	42	106.68 [4.200]	42	106.68 [4.200]	42	344.17 [13.550]	354.33 [13.950]	361.95 [14.250]	516	533404-1
	L	K	J	H	G	F	E	D	C	B	A	POSN	PART NUMBER

THIS DRAWING IS A CONTROLLED DOCUMENT.

DIMENSIONS: mm [INCHES]	TOLERANCES UNLESS OTHERWISE SPECIFIED: 0 PL ± - 1 PL ± - 2 PL ± - 3 PL ± 0.13 [.005] 4 PL ± - ANGLES ± -	R. K. SEIFRIED 04/18/90 CHK F. KIBLER 8-17-92 APVD - NAME - PRODUCT SPEC - APPLICATION SPEC - SIZE - CAGE CODE - DRAWING NO. - WEIGHT - CUSTOMER DRAWING	STE TE Connectivity HDI, 4 ROW, PIN ASSEMBLY. TWO CENTER GUIDE PINS, 18.62[.733] LONG ACTION PINS, ALL GOLD PLATED POSTS SCALE 4:1 SHEET 2 OF 2 REV G1
----------------------------	--	--	---