

5120752-1 ✓ ACTIVE

Z-PACK | Z-PACK HS3

TE Internal #: 5120752-1

High Speed Backplane Connectors, 50 Position, Mating Alignment, Polarization Mating Alignment Type, 10 Row, 5 Column, PCB Mount Header, Z-PACK HS3

[View on TE.com >](#)



Connectors > PCB Connectors > Backplane Connectors > High Speed Backplane Connectors



Connector System: **Board-to-Board**

Number of Positions: **50**

Row-to-Row Spacing: **3.5 mm [ .138 in ]**

Mating Alignment: **With**

Mating Alignment Type: **Polarization**

### Features

#### Product Type Features

Backplane Module Type	Right
Connector System	Board-to-Board
PCB Connector Assembly Type	PCB Mount Header
Shroud Style	Partially Shrouded
Connector & Contact Terminates To	Printed Circuit Board

#### Configuration Features

Stackable	No
Backplane Architecture	Traditional Backplane
Number of Positions	50
Number of Rows	10
Number of Columns	5
PCB Mount Orientation	Vertical

#### Electrical Characteristics

Operating Voltage	250 VAC
-------------------	---------

#### Signal Characteristics

Number of Differential Pairs per Column	5
---	---

#### Body Features

Guide Pin Style	Compliant
-----------------	-----------



Primary Product Color	Black
-----------------------	-------

### Contact Features

Contact Mating Area Length	1.8 mm, 3.7 mm [.071 in][.146 in]
Contact Type	Pin
Contact Mating Area Plating Material Thickness	.5 $\mu$ m [19.68 $\mu$ in]
Contact Mating Area Plating Material	Tin
PCB Contact Termination Area Plating Material Finish	Matte
Contact Shape & Form	Dual Beam
Contact Underplating Material	Nickel
PCB Contact Termination Area Plating Material	Tin
Contact Base Material	Phosphor Bronze
Contact Current Rating (Max)	1.15 A

### Termination Features

Termination Post & Tail Length	3.7 mm [.055 in][.146 in]
Termination Method to Printed Circuit Board	Through Hole - Press-Fit

### Mechanical Attachment

Guide Hardware	Without
Mating Retention	Without
PCB Mount Retention	With
PCB Mount Retention Type	Action/Compliant Tail
Mating Alignment	With
Mating Alignment Type	Polarization
Connector Mounting Type	Board Mount

### Housing Features

Number of Shrouded Sides	2
Housing Material	Polyester - GF
Centerline (Pitch)	2.5 mm [.098 in]

### Dimensions

Connector Length	22.29 mm [.878 in]
Connector Height	11.8 mm [.464 in]
Connector Width	24 mm [.945 in]
PCB Thickness (Recommended)	1.4 mm



PCB Hole Diameter	.05 mm[.002 in]
-------------------	-----------------

Row-to-Row Spacing	3.5 mm[.138 in]
--------------------	-----------------

### Usage Conditions

Operating Temperature Range	-65 – 105 °C[-85 – 221 °F]
-----------------------------	----------------------------

### Operation/Application

Circuit Application	Signal
---------------------	--------

### Industry Standards

UL Flammability Rating	UL 94V-0
------------------------	----------

### Packaging Features

Packaging Method	Tube
------------------	------

## Product Compliance

[For compliance documentation, visit the product page on TE.com>](#)

EU RoHS Directive 2011/65/EU	Compliant
------------------------------	-----------

EU ELV Directive 2000/53/EC	Compliant
-----------------------------	-----------

China RoHS 2 Directive MIIT Order No 32, 2016	No Restricted Materials Above Threshold
---	---

EU REACH Regulation (EC) No. 1907/2006	Current ECHA Candidate List: JUNE 2023 (235) Candidate List Declared Against: JUNE 2022 (224) Does not contain REACH SVHC
--	---

Halogen Content	Not Low Halogen - contains Br or Cl > 900 ppm.
-----------------	--

Solder Process Capability	Not applicable for solder process capability
---------------------------	--

#### Product Compliance Disclaimer

This information is provided based on reasonable inquiry of our suppliers and represents our current actual knowledge based on the information they provided. This information is subject to change. The part numbers that TE has identified as EU RoHS compliant have a maximum concentration of 0.1% by weight in homogenous materials for lead, hexavalent chromium, mercury, PBB, PBDE, DBP, BBP, DEHP, DIBP, and 0.01% for cadmium, or qualify for an exemption to these limits as defined in the Annexes of Directive 2011/65/EU (RoHS2). Finished electrical and electronic equipment products will be CE marked as required by Directive 2011/65/EU. Components may not be CE marked. Additionally, the part numbers that TE has identified as EU ELV compliant have a maximum concentration of 0.1% by weight in homogenous materials for lead, hexavalent chromium, and mercury, and 0.01% for cadmium, or qualify for an exemption to these limits as defined in the Annexes of Directive 2000/53/EC (ELV). Regarding the REACH Regulation, the information TE provides on SVHC in articles for this part number is based on the latest European Chemicals Agency (ECHA) 'Guidance on requirements for substances in articles' posted at this URL: <https://echa.europa.eu/guidance-documents/guidance-on-reach>

## Compatible Parts



TE Part # 5120794-1  
ZP HS3 DB 10R REC 050P RT PD P


## Also in the Series | Z-PACK HS3



Connector Caps & Covers(2)




Connector Hardware(1)



High Speed Backplane Connectors(39)

## Customers Also Bought



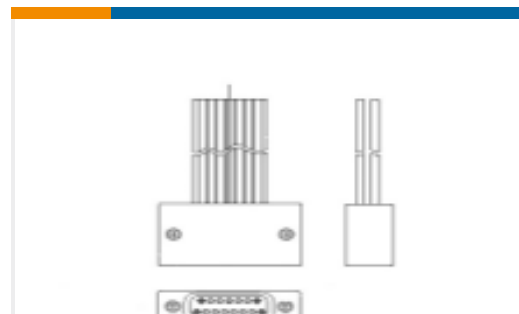
TE Part #102557-1  
40 MODII HDR DRST SHRD A/PIN




TE Part #YDTS24W13-35BAV001  
RECP ASSY



TE Part #YDTS26W19-35BNV001  
PLUG ASSY



TE Part #3-1589477-1  
STM037SC2DC012N = WDUALOBE



TE Part #211431-8  
SKT CONT ASSY, SZ 22



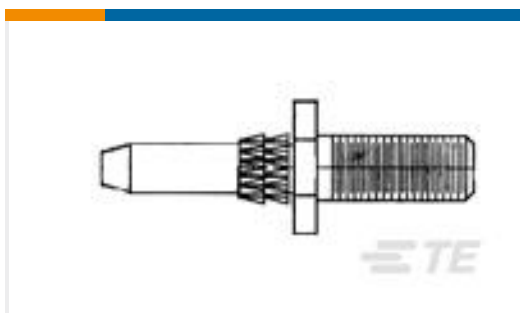
TE Part #1-1532254-0  
M83513/10-E03CP = MCKS-C2-P-31PRT1B



TE Part #5-330873-0  
TWIN THREADED PCB RCPT



TE Part #5120661-2  
Z-PACK HS3 HDR ASY 10R 50P



TE Part #531117-1  
EXTERNAL KEY METAL



TE Part #91375-2  
SEATING TOOL, HMZD HDR, 3 PAIR



## Documents

### Product Drawings

[Z-PACK HS3 HDR ASY 10R 50P](#)

English

---

### CAD Files

[3D PDF](#)

3D

Customer View Model

[ENG\\_CVM\\_CVM\\_5120752-1\\_B.2d\\_dxf.zip](#)

English

Customer View Model

[ENG\\_CVM\\_CVM\\_5120752-1\\_B.3d\\_igs.zip](#)

English

Customer View Model

[ENG\\_CVM\\_CVM\\_5120752-1\\_B.3d\\_stp.zip](#)

English

By downloading the CAD file I accept and agree to the [Terms and Conditions](#) of use.

---

### Product Specifications

[Application Specification](#)

English