


ASGCONNECTOR

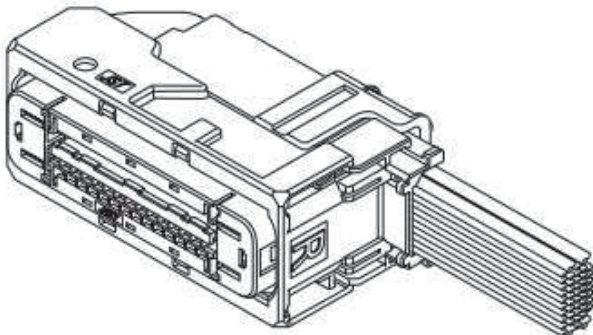
Board-to-wire /Sealed connector



■ Features

- 47 circuits: 0.64/6.3 Hybrid Sealed Connector
- Compliant with the standard USCAR footprint.
- Ergonomic, dual action lever mechanism design for low Mating Force
- Alternative Cable routing design
- Flash-Over options are available for blocking unused circuits
- Cable protector (optional) for additional cable protection

47 Circuits 0.64/6.3 Hybrid Sealed Connector compliant with the USCAR footprint and performance standard. Designed for ABS application.

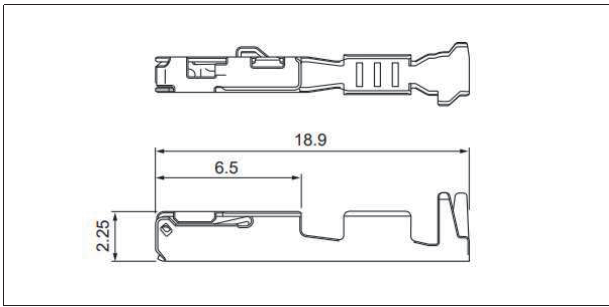


■ Specifications

- Current rating : 0.64 Terminal / 7A DC max.
6.3 Terminal / 40A DC max.
- Voltage rating : 14 V DC
- Temperature range : -40°C to +125°C
(including temperature rise in applying electrical current)
- Contact resistance :
0.64 Terminal; Initial value/ 20 mΩ max.
After environmental tests/ 20 mΩ max.
6.3 Terminal; Initial value/ 1.5 mΩ max.
After environmental tests/ 1.5 mΩ max.
- Insulation resistance : 20 MΩ min.
- Applicable wire :
0.64 Terminal; SAE/AVSS/ CAVS 0.3 mm² to 0.85 mm²
6.3 Terminal; 2.5 mm² (AWG #12)

*Compliant with ELV/RoHS2.
*Contact JST for details.

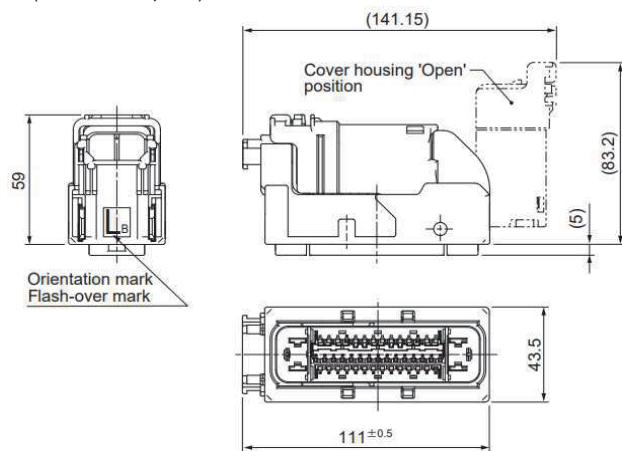
Female terminal



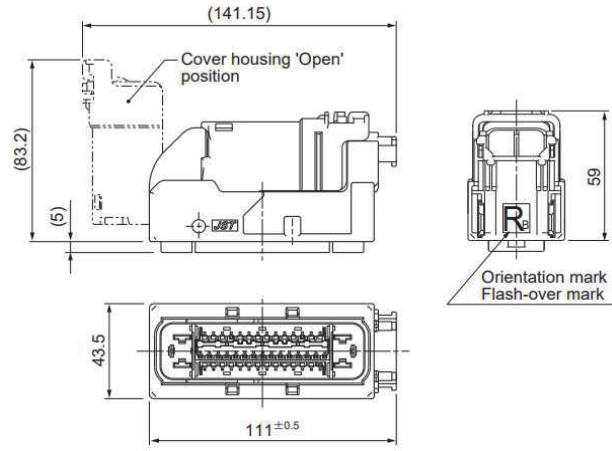
Model No.	Applicable wire range		Q'ty/reel
	Conductor (mm ²)	Insulation O.D. (mm)	
① SAITS-A03T-M064	0.3 to 0.5	≤1.7	3,500
① SAITS-A02T-M064	0.75 to 0.85	≤1.9	3,500
② GT630 or equivalent Terminal (Customer specified terminal.)			
Material and Finish			
① Copper alloy, tin-plated (reflow treatment)			
② Copper alloy (refer to Delphi for detail)			

Female connector

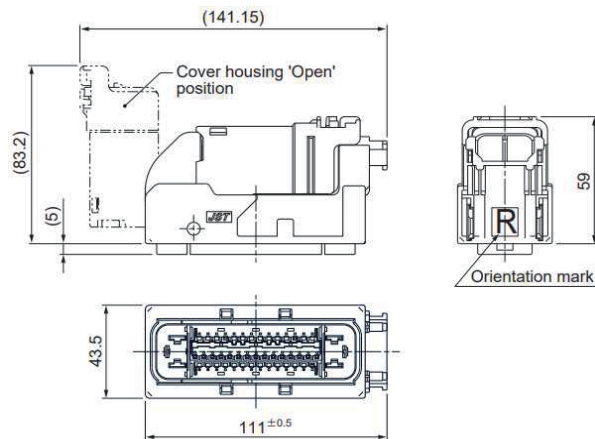
● ASGPB-1547L2A-K/ASGPB-2547L2A-K (Flash-over option)



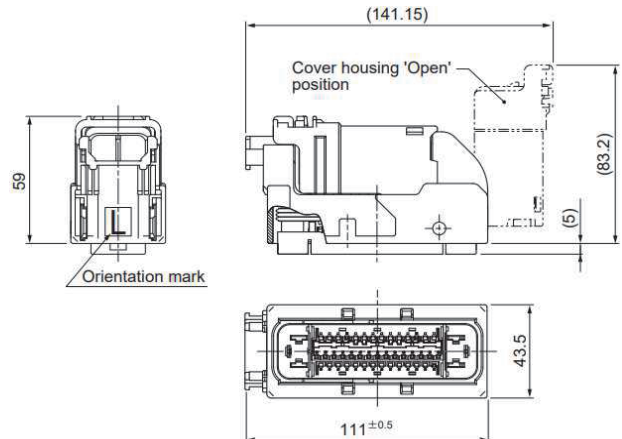
● ASGPB-1547R2A-K (Flash-over option)



● ASGPB-47R1A-K



● ASGPB-47L1A-K



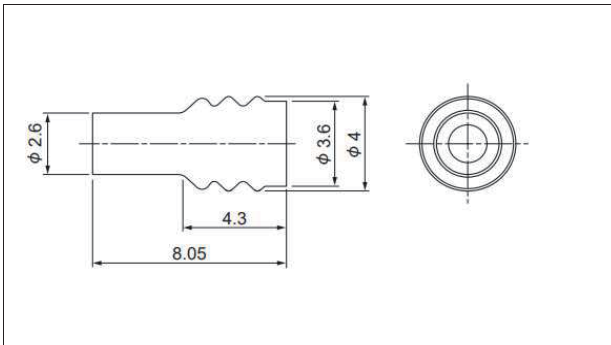
Circuits		Model No.	Q'ty/box
6.3	0.64		
3	22	ASGPB-2547L2A-K	70
		ASGPB-1547R2A-K	70
4	11	ASGPB-1547L2A-K	70
		ASGPB-47R1A-K	70
		ASGPB-47L1A-K	70

Material and Finish

Housing: Glass-filled PBT, Black
 Lever: Glass-filled PBT, Black
 Slide: Glass-filled PA, Black
 Ring seal: Silicone, Green
 TPA: Glass-filled PBT, Natural (White)

ASG connector

Wire seal

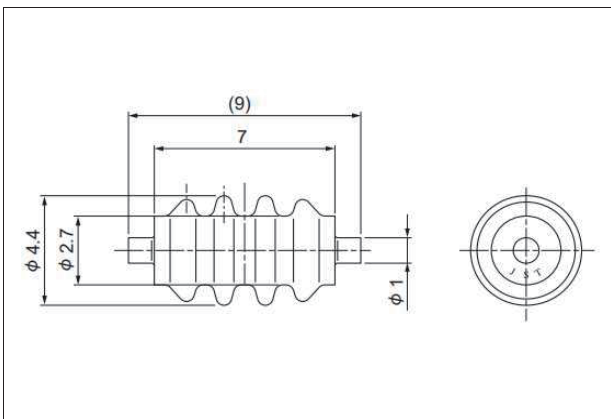


Model No.	Applicable wire range	Color	Q'ty/box
	Insulation O.D. (mm)		
A03CS-AIT-M	1.6 to 1.9	Green	50,000
A04CS-AIT-N	1.2 to 1.6	Brown	50,000

Material and Finish

Silicone

Plug

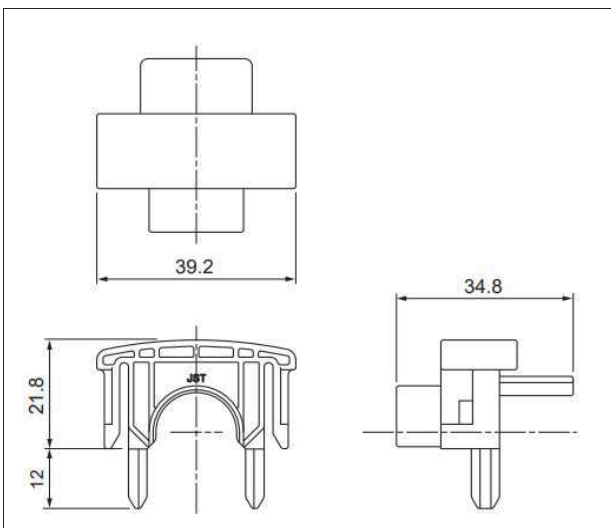


Model No.	Q'ty/box
064PLG-AIT-R	10,000

Material and Finish

Silicone, Red

Cable protector



Model No.	Q'ty/box
ASGC-1547-2A-K	500

Material and Finish

PBT, Black

Crimping machine, Applicator

Strip terminal	Crimping machine	Crimp applicator MKS-L	
		Dies	Crimp applicator with dies
SAITS-A03T-M064	AP-K2N	MK/SAITS-A03-064	APLMK SAITS-A03-064
SAITS-A02T-M064		MK/SAITS-A02-064	APLMK SAITS-A02-064

Note: When crimping operation is conducted using an applicator and die set other than the above, JST cannot guarantee the performance of the terminal.