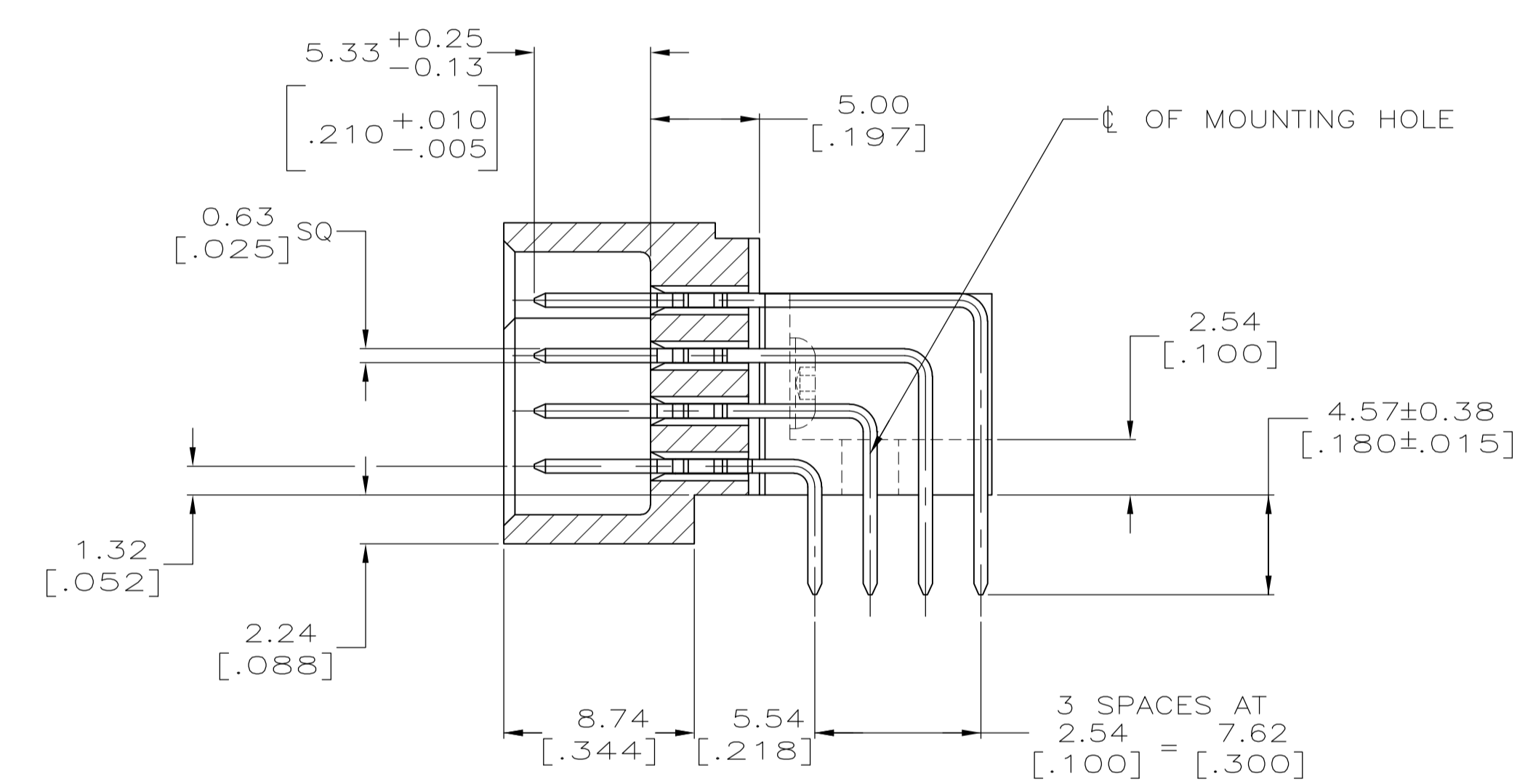
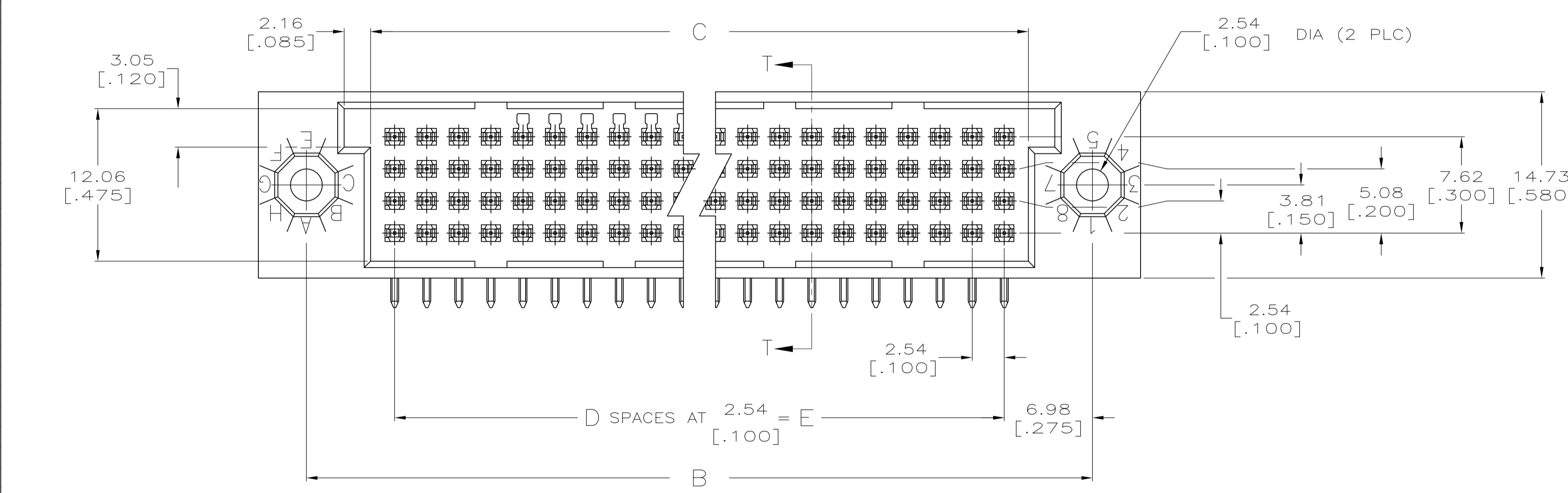
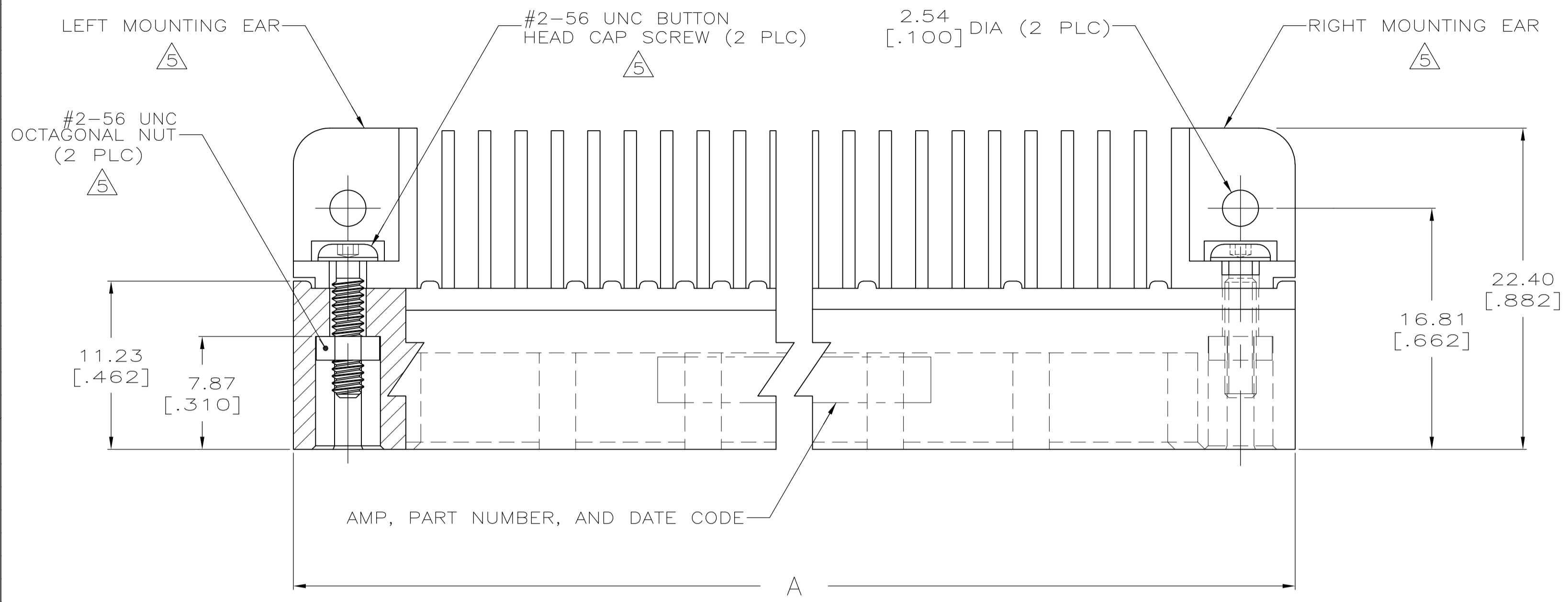
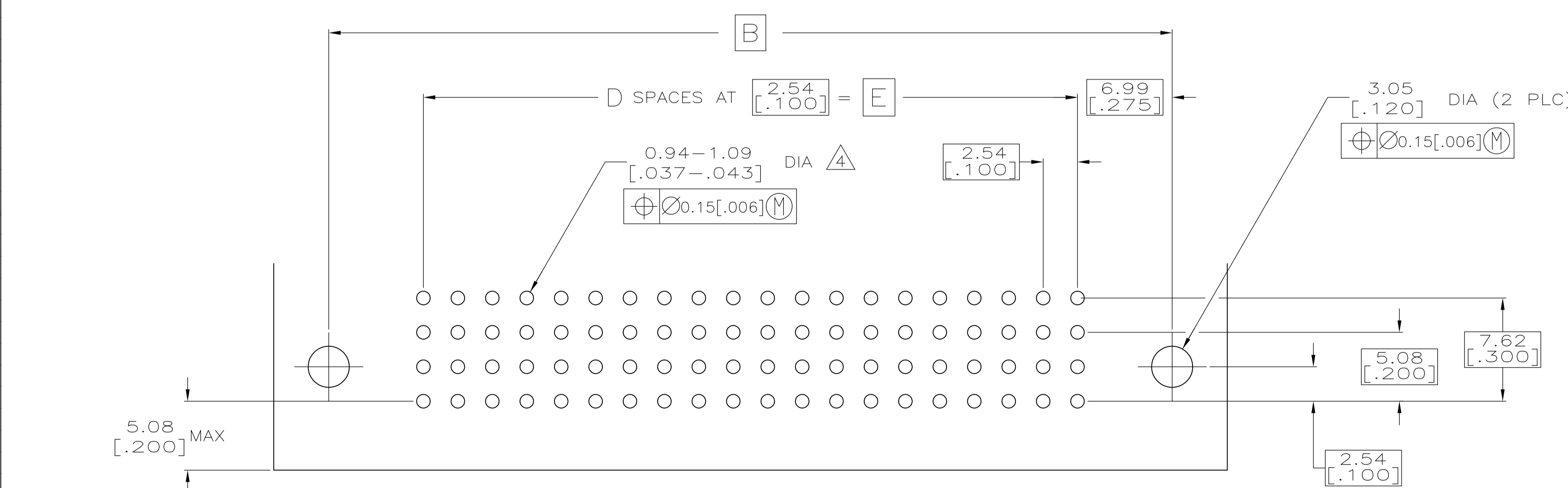


REVISIONS					
P	LTR	DESCRIPTION	DATE	DMN	APVD
A		REVISED PER ECO-15-015252	16NOV15	BJ	FY



SECTION T-T



RECOMMENDED P.C. BOARD LAYOUT

THIS DRAWING IS A CONTROLLED DOCUMENT.		DIN J. POLIGNONE 18MAR05	TE Connectivity
DIMENSIONS: mm [INCHES]		CHK A. SHARPE 18MAR05	
TOLERANCES UNLESS OTHERWISE SPECIFIED:		APVD A. SHARPE 18MAR05	NAME ASSEMBLY, PIN, RIGHT ANGLE, HDI, LEAD-FREE, 4 ROW, WITHOUT GUIDES, 4.57[.180] SOLDER POSTS
0 PLC ± - 1 PLC ± - 2 PLC ± - 3 PLC ± 0.13 [.005] 4 PLC ± - ANGLES ± -		APPLICATION SPEC	SIZE A1
MATERIAL		WEIGHT	CAGE CODE 00779
FINISH		DRAWING NO. 5533444	
CUSTOMER DRAWING		SCALE 4:1 SHEET 1 OF 2 REV A	

REVISIONS					
REV	DATE	DESCRIPTION	BY	CHK	APPV
1	-	SEE SHEET 1	-	-	-

- ① HOUSING MATERIAL: THERMOPLASTIC.
- ② CONTACT MATERIAL: COPPER ALLOY
- ③ FINISH:
MATING AREA: MEETS THE PERFORMANCE REQUIREMENTS OF PRODUCT SPECIFICATION 108-9063; BASED ON TELCORDIA DR-1217-CORE APPLICATIONS IN UNCONTROLLED ENVIRONMENTS.
TIN PLATED SOLDER TAILS.
- ④ RIGHT ANGLE PIN RECOMMENDED P.C. BOARD HOLE SIZES ARE 0.94-1.09 [.037-.043]; RECOMMENDED PAD DIA IS 1.52 [.060].
- ⑤ MOUNTING EARS AND HARDWARE PURCHASED SEPARATELY, KIT PART NUMBER 533050-1.
- ⑥ HOUSINGS WITH CENTER MOUNTING ARE RECOMMENDED FOR ASSEMBLIES HAVING 75 CONTACTS OR MORE PER ROW.
- ⑦ OBSOLETE PARTS: OBSOLETE CIS STREAMLINING PER D.RENAUD/D.SINISI

⑦⑥	OBSOLETE	187.96 [7.400]	74	191.77 [7.550]	201.93 [7.950]	209.55 [8.250]	300	-1-5533444-2-
⑦	OBSOLETE	149.86 [5.900]	59	153.67 [6.050]	163.83 [6.450]	171.45 [6.750]	240	5533444-9-
		78.74 [3.100]	31	82.55 [3.250]	92.71 [3.650]	100.33 [3.950]	128	5533444-3
		E	D	C	B	A	POSN	PART NUMBER

THIS DRAWING IS A CONTROLLED DOCUMENT.		DIN J. POLIGNONE 18MAR05	STE TE Connectivity	
DIMENSIONS: mm [INCHES]		CHK A. SHARPE 18MAR05		
TOLERANCES UNLESS OTHERWISE SPECIFIED:		APVD A. SHARPE 18MAR05	NAME ASSEMBLY, PIN, RIGHT ANGLE, HDI, LEAD-FREE, 4 ROW, WITHOUT GUIDES, 4.57[.180] LONG SOLDER TAILS.	
0 PLC ± - 1 PLC ± - 2 PLC ± - 3 PLC ± 0.13 [.005] 4 PLC ± - ANGLES ± -		PRODUCT SPEC	APPLICATION SPEC	
MATERIAL	FINISH	WEIGHT	SIZE A1	RESTRICTED TO
①②	③	-	00779	5533444
CUSTOMER DRAWING			SCALE 4:1	SHEET 2 OF 2 REV A