

1551099-1 ✓ ACTIVE

Z-PACK | Z-PACK Slim UHD

TE Internal #: 1551099-1

High Speed Backplane Connectors, 192 Position, Mating Alignment, Polarization Mating Alignment Type, 8 Row, 12 Column, Z-PACK Slim UHD

[View on TE.com >](#)



Connectors > PCB Connectors > Backplane Connectors > High Speed Backplane Connectors



Connector System: **Board-to-Board**

Number of Positions: **192**

Row-to-Row Spacing: **1.25 mm [.05 in]**

Mating Alignment: **With**

Mating Alignment Type: **Polarization**

Features

Product Type Features

Backplane Module Type	Center
Connector System	Board-to-Board
PCB Connector Assembly Type	PCB Mount Header
Shroud Style	Unshrouded
Connector & Contact Terminates To	Printed Circuit Board

Configuration Features

Pairs per Column	8
Number of Pairs	96
Stackable	Yes
Number of Signal Positions	192
Number of Positions	192
Number of Rows	8
Number of Columns	12
PCB Mount Orientation	Vertical

Electrical Characteristics

Impedance	30 Ω
Operating Voltage	30 VAC

Body Features



Shield Material	Copper Alloy
-----------------	--------------

Primary Product Color	Natural
-----------------------	---------

Contact Features

PCB Contact Termination Area Plating Material Thickness	.5 – 2.5 μm [20 – 100 μin]
---	---

Contact Type	Pin
--------------	-----

Contact Shape & Form	Dual Beam
----------------------	-----------

Contact Underplating Material	Nickel
-------------------------------	--------

PCB Contact Termination Area Plating Material	Tin
---	-----

Contact Base Material	Copper Alloy
-----------------------	--------------

Contact Current Rating (Max)	.5 A
------------------------------	------

Termination Features

Termination Post & Tail Length	1.6 mm[.493 in]
--------------------------------	-----------------

Termination Method to Printed Circuit Board	Through Hole - Press-Fit
---	--------------------------

Mechanical Attachment

Guide Hardware	Without
----------------	---------

Mating Retention	Without
------------------	---------

PCB Mount Alignment	With
---------------------	------

PCB Mount Retention	With
---------------------	------

PCB Mount Retention Type	Action/Compliant Tail
--------------------------	-----------------------

Mating Alignment	With
------------------	------

Mating Alignment Type	Polarization
-----------------------	--------------

Housing Features

Number of Shrouded Sides	2
--------------------------	---

End Wall Location	None
-------------------	------

Housing Material	LCP (Liquid Crystal Polymer)
------------------	------------------------------

Centerline (Pitch)	1.45 mm[.057 in]
--------------------	------------------

Dimensions

Connector Length	17.3 mm[.681 in]
------------------	------------------

Connector Height	9.5 mm[.374 in]
------------------	-----------------

Connector Width	12.51 mm[.493 in]
-----------------	-------------------

PCB Thickness (Recommended)	1.2 mm
-----------------------------	--------

PCB Hole Diameter	.4 mm[.016 in]
-------------------	----------------



Row-to-Row Spacing	1.25 mm[.05 in]
--------------------	-----------------

Usage Conditions

Operating Temperature Range	-55 – 105 °C[-67 – 221 °F]
-----------------------------	----------------------------

Operation/Application

Durability Rating	200 Cycles
-------------------	------------

Circuit Application	Signal
---------------------	--------

Industry Standards

UL Flammability Rating	UL 94V-0
------------------------	----------

Packaging Features

Packaging Method	Tray
------------------	------

Product Compliance

[For compliance documentation, visit the product page on TE.com>](#)

EU RoHS Directive 2011/65/EU	Compliant
------------------------------	-----------

EU ELV Directive 2000/53/EC	Compliant
-----------------------------	-----------

China RoHS 2 Directive MIIT Order No 32, 2016	No Restricted Materials Above Threshold
---	---

EU REACH Regulation (EC) No. 1907/2006	Current ECHA Candidate List: JUNE 2023 (235) Candidate List Declared Against: JUNE 2023 (235) Does not contain REACH SVHC
--	---

Halogen Content	Low Halogen - Br, Cl, F, I < 900 ppm per homogenous material. Also BFR/CFR/PVC Free
-----------------	---

Solder Process Capability	Not applicable for solder process capability
---------------------------	--

Product Compliance Disclaimer

This information is provided based on reasonable inquiry of our suppliers and represents our current actual knowledge based on the information they provided. This information is subject to change. The part numbers that TE has identified as EU RoHS compliant have a maximum concentration of 0.1% by weight in homogenous materials for lead, hexavalent chromium, mercury, PBB, PBDE, DBP, BBP, DEHP, DIBP, and 0.01% for cadmium, or qualify for an exemption to these limits as defined in the Annexes of Directive 2011/65/EU (RoHS2). Finished electrical and electronic equipment products will be CE marked as required by Directive 2011/65/EU. Components may not be CE marked. Additionally, the part numbers that TE has identified as EU ELV compliant have a maximum concentration of 0.1% by weight in homogenous materials for lead, hexavalent chromium, and mercury, and 0.01% for cadmium, or qualify for an exemption to these limits as defined in the Annexes of Directive 2000/53/EC (ELV). Regarding the REACH Regulation, the information TE provides on SVHC in articles for this part number is based on the latest European Chemicals Agency (ECHA) 'Guidance on requirements for substances in articles' posted at this URL: <https://echa.europa.eu/guidance-documents/guidance-on-reach>

Compatible Parts



TE Part # 1857657-1
Female Connector



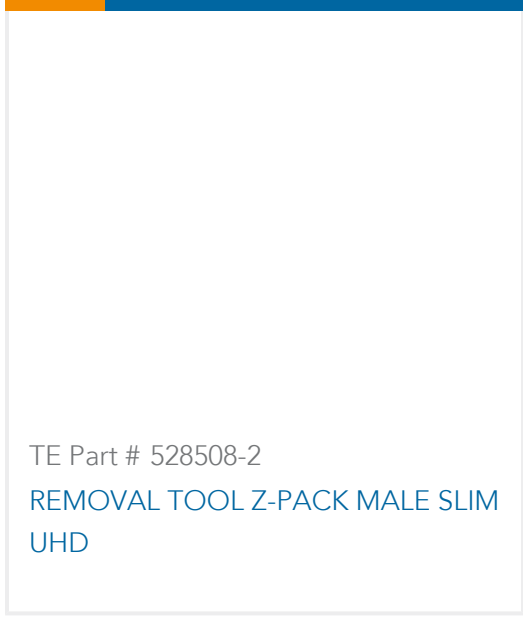
TE Part # 1982738-1
Female Connector Telcordia



TE Part # 2042088-1
Vert.Male, Telcordia L2



TE Part # 1551012-1
Vert.Male, Telcordia L3




TE Part # 528508-2
REMOVAL TOOL Z-PACK MALE SLIM
UHD

Also in the Series | Z-PACK Slim UHD



Hard Metric Backplane Connectors(1)



High Speed Backplane Connectors(14)

Customers Also Bought




TE Part #1367073-1
20 POS SMT CONN, SFP, 15AU



TE Part #223969-7
UNV PWR MDL, GUIDE PIN LOCT PL



TE Part #2042162-1
Right Angle Male Connector



TE Part #1857657-1
Female Connector




TE Part #5223957-3
UPM GUIDE MODULE



TE Part #4-794618-6
16P MICRO MNL ASSY R/A HDR LF



TE Part #1367147-3
SFP COVER, UNPL, NO LOGO



TE Part #1982738-1
Female Connector Telcordia



Documents

Product Drawings

[Vert.Male, Telcordia Pre-post 1x](#)

English

CAD Files

Customer View Model

[ENG_CVM_CVM_1551099-1_1.2d_dxf.zip](#)

English

[3D PDF](#)

3D

Customer View Model

[ENG_CVM_CVM_1551099-1_1.3d_igs.zip](#)

English

Customer View Model

[ENG_CVM_CVM_1551099-1_1.3d_stp.zip](#)

English

By downloading the CAD file I accept and agree to the [Terms and Conditions](#) of use.

Product Specifications

[Application Specification](#)

English

[micro match miniature connector system](#)

English