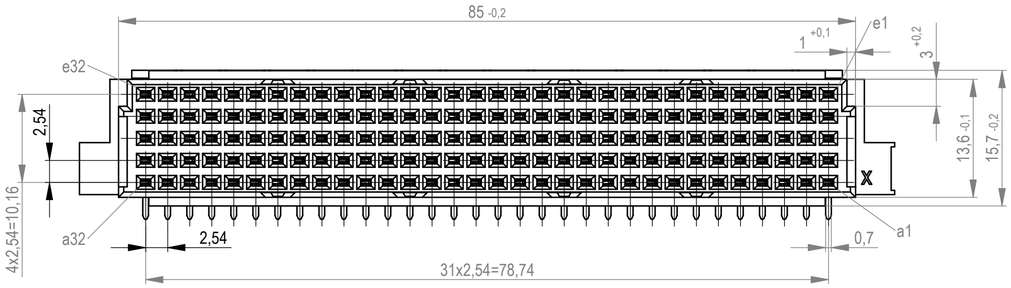

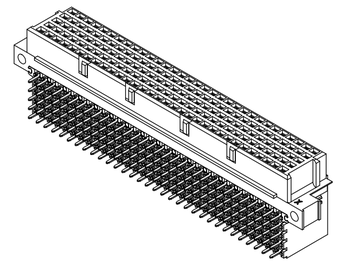

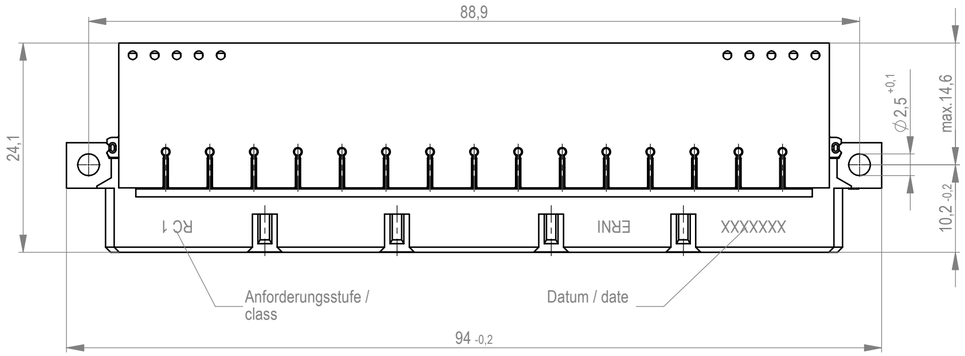

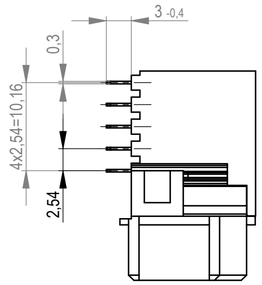

Bestückungsplan / contact layout

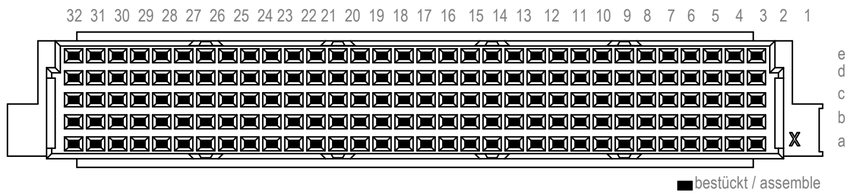

Tauchlötanschluß 0,7x0,3mm / solder terminal 0,7x0,3mm
Bauart 7 / type 7
Anforderungsstufe 1 = 500 Steckzyklen / performance class 1 = 500 mating cycles
Fehlende Maße und Angaben gemäß IEC 60 603-2 / DIN EN 60 603-2
Missing information and dimensions per IEC 60 603-2 / DIN EN 60 603-2

Leiterplatten-Lochbild / PCB drillhole pattern

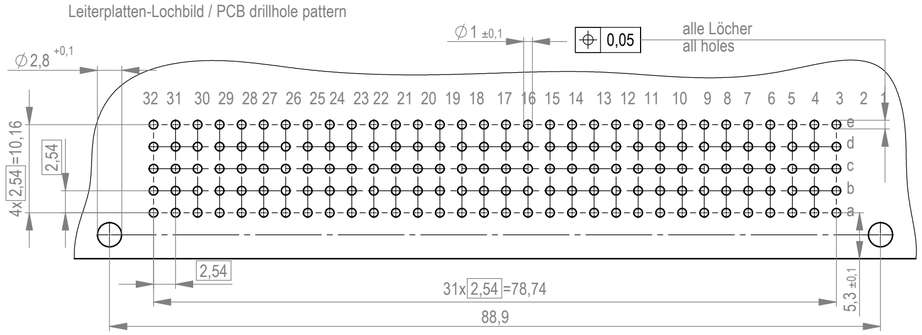

Weitergabe sowie Vervielfältigung dieses Dokuments, Verwertung und Mitteilung seines Inhalts sind verboten, soweit nicht ausdrücklich gestattet. Zuwiderhandlungen verpflichten zu Schadenersatz. Alle Rechte für den Fall der Patent-, Gebrauchsmuster- oder Geschmacksmustereintragung vorbehalten.
The reproduction, distribution and utilization of this document as well as the communication of its contents to others without express authorization is prohibited. Offenders will be held liable for the payment of damages. All rights reserved in the event of the grant of a patent, utility model or design.

Die deutsche Version dieser Zeichnung dient nur zur Erleichterung der Handhabung. Bei Abweichungen von dem englischen Original gilt das englische Original.
The German version of this drawing has been offered for convenience only and may deviate from the english original.
In case of any deviation the English version shall prevail.

Dimension no.	Tolerances ISO 8015	All Dimensions in mm	Scale 2:1
			Material
Customer drawing: All rights reserved. Only for Information. To ensure that this is the latest version of this drawing, please contact one of the ERNI companies before using.	Subject to modification without prior notice. Drawing will not be updated.		Federleiste TE160 Löt Fem.Connector TE160 Solder
b / Index	09.12.2013 / Date	ERNI International AG, Zürichstrasse 72, 8306 Brüttisellen - Zürich, Switzerland	374385 — I — A2
			Class STVTE