

3A, 40V - 60V Schottky Bridge Rectifier

FEATURES

- AEC-Q101 qualified available
- Schottky technology
- Ideal for automated placement
- High surge current capability
- Moisture sensitivity level: level 1, per J-STD-020
- RoHS Compliant
- Halogen-free according to IEC 61249-2-21


APPLICATIONS

- Charging circuit
- Power over Ethernet
- Lighting application

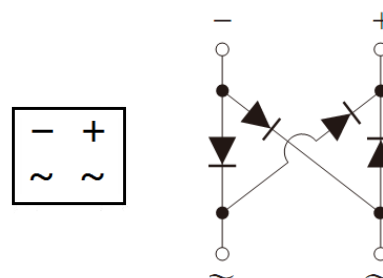
MECHANICAL DATA

- Case: ABS
- Molding compound meets UL 94V-0 flammability rating
- Terminal: Matte tin plated leads, solderable per J-STD-002
- Meet JESD 201 class 2 whisker test
- Polarity: As marked
- Weight: 0.090g (approximately)

KEY PARAMETERS		
PARAMETER	VALUE	UNIT
I_F	3	A
V_{RRM}	40 - 60	V
I_{FSM}	80	A
$T_{J\ MAX}$	125, 150	°C
Package	ABS	
Configuration	Quad	



ABS



ABSOLUTE MAXIMUM RATINGS ($T_A = 25^\circ\text{C}$ unless otherwise noted)				
PARAMETER	SYMBOL	SBS34	SBS36	UNIT
Marking code on the device		SBS34	SBS36	
Repetitive peak reverse voltage	V_{RRM}	40	60	V
Reverse voltage, total rms value	$V_{R(RMS)}$	28	42	V
Forward current	I_F	3		A
Peak forward surge current, 8.3ms single half sine-wave superimposed on rated load	I_{FSM}	80		A
Rating for fusing ($t < 8.3\text{ms}$)	I^2t	26.56		A^2s
Junction temperature	T_J	- 55 to +125	- 55 to +150	°C
Storage temperature	T_{STG}	- 55 to +150		°C

THERMAL PERFORMANCE			
PARAMETER	SYMBOL	TYP	UNIT
Junction-to-lead thermal resistance	$R_{\theta JL}$	41	°C/W
Junction-to-ambient thermal resistance	$R_{\theta JA}$	83	°C/W

ELECTRICAL SPECIFICATIONS ($T_A = 25^\circ\text{C}$ unless otherwise noted)						
PARAMETER		CONDITIONS	SYMBOL	TYP	MAX	UNIT
Forward voltage per diode ⁽¹⁾	SBS34	$I_F = 3\text{A}, T_J = 25^\circ\text{C}$	V_F	-	0.50	V
	SBS36			-	0.70	V
Reverse current @ rated V_R per diode ⁽²⁾	SBS34	$T_J = 25^\circ\text{C}$	I_R	-	500	μA
	SBS36			-	10	mA
	SBS34	$T_J = 100^\circ\text{C}$		-	-	mA
	SBS36			-	-	mA
	SBS34	$T_J = 125^\circ\text{C}$		-	-	mA
SBS36	-		10	mA		

Notes:

1. Pulse test with $PW = 0.3\text{ms}$
2. Pulse test with $PW = 30\text{ms}$

ORDERING INFORMATION		
ORDERING CODE ⁽¹⁾⁽²⁾	PACKAGE	PACKING
SBS3x	ABS	5,000 / Tape & Reel
SBS3xH	ABS	5,000 / Tape & Reel

Notes:

1. "x" defines voltage from 40V(SBS34) to 60V(SBS36)
2. "H" means AEC-Q101 qualified

CHARACTERISTICS CURVES

($T_A = 25^\circ\text{C}$ unless otherwise noted)

Fig.1 Forward Current Derating Curve

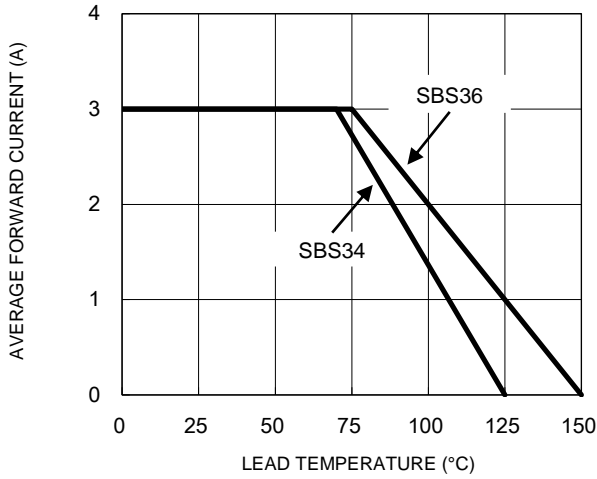


Fig.2 Typical Junction Capacitance

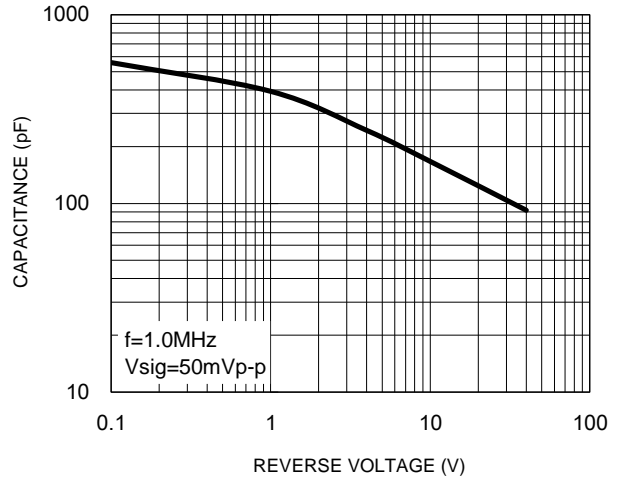


Fig.3 Typical Reverse Characteristics

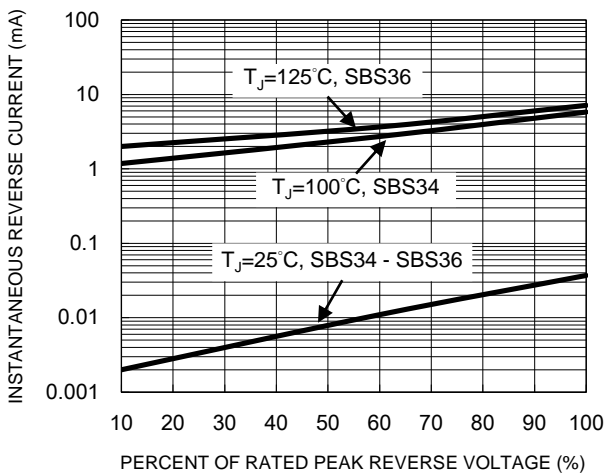


Fig.4 Typical Forward Characteristics

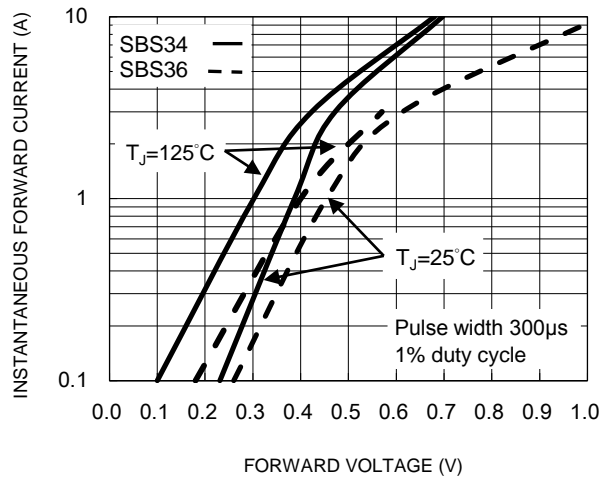
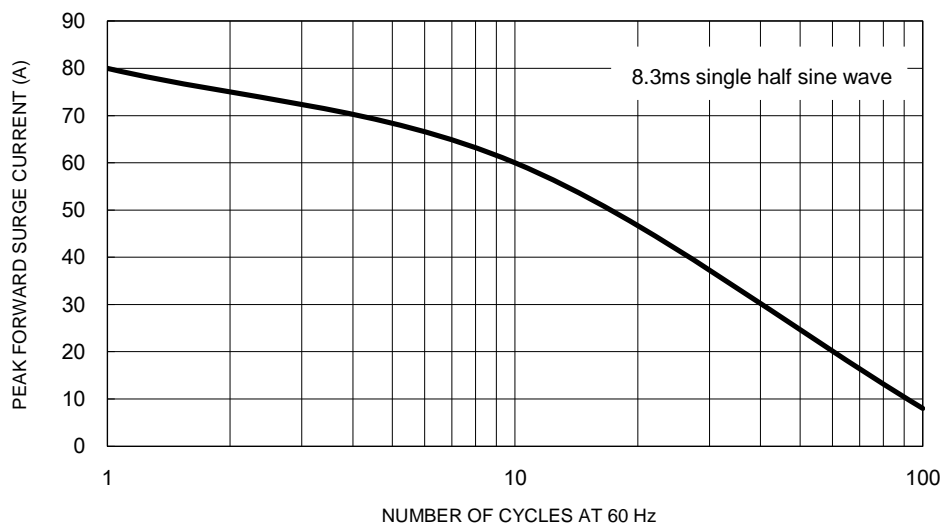
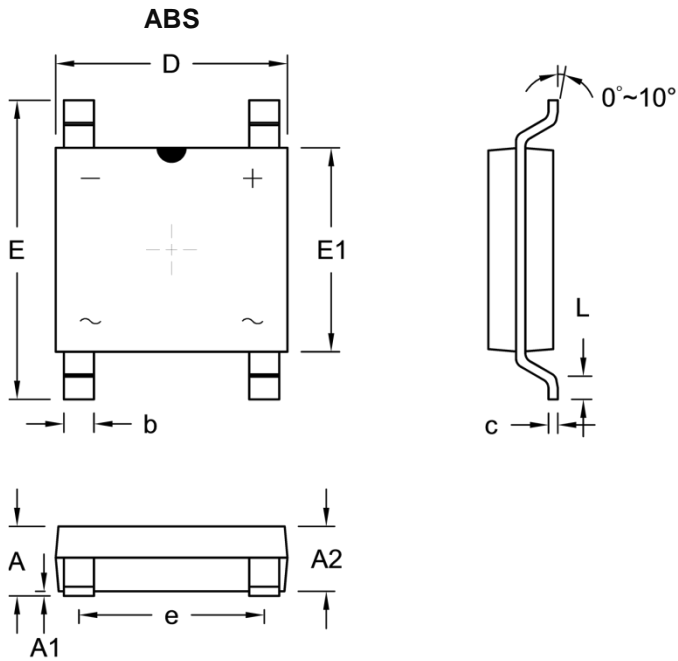


Fig.5 Maximum Non-Repetitive Forward Surge Current

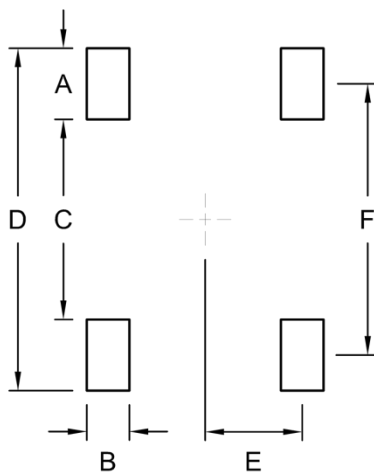


PACKAGE OUTLINE DIMENSIONS



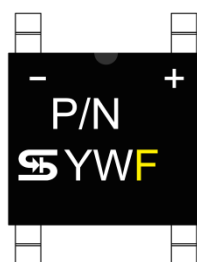
DIM.	Unit (mm)		Unit (inch)	
	Min.	Max.	Min.	Max.
A	1.40	1.60	0.055	0.063
A1	0.05	0.15	0.002	0.006
A2	1.35	1.45	0.053	0.057
b	0.60	0.70	0.024	0.028
c	0.15	0.25	0.006	0.010
D	4.90	5.10	0.193	0.201
E	6.25	6.65	0.246	0.262
E1	4.30	4.50	0.169	0.177
e	3.90	4.10	0.154	0.161
L	0.30	0.70	0.012	0.028

SUGGESTED PAD LAYOUT



Symbol	Unit (mm)	Unit (inch)
A	1.50	0.059
B	0.90	0.035
C	4.22	0.166
D	7.22	0.284
E	2.05	0.081
F	5.72	0.225

MARKING DIAGRAM



P/N = Marking Code
 YW = Date Code
 F = Factory Code

Notice

Specifications of the products displayed herein are subject to change without notice. TSC or anyone on its behalf, assumes no responsibility or liability for any errors or inaccuracies.

Purchasers are solely responsible for the choice, selection, and use of TSC products and TSC assumes no liability for application assistance or the design of Purchasers' products.

Information contained herein is intended to provide a product description only. No license, express or implied, to any intellectual property rights is granted by this document. Except as provided in TSC's terms and conditions of sale for such products, TSC assumes no liability whatsoever, and disclaims any express or implied warranty, relating to sale and/or use of TSC products including liability or warranties relating to fitness for a particular purpose, merchantability, or infringement of any patent, copyright, or other intellectual property right.

The products shown herein are not designed for use in medical, life-saving, or life-sustaining applications. Customers using or selling these products for use in such applications do so at their own risk and agree to fully indemnify TSC for any damages resulting from such improper use or sale.