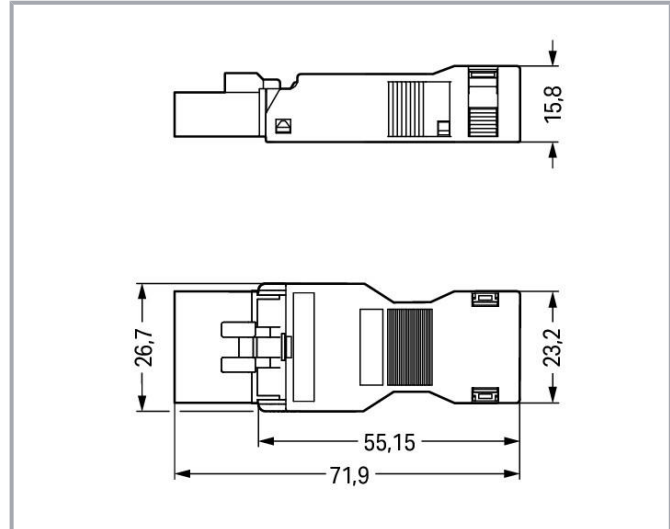



**Data sheet | Item number: 890-115**

Plug; with strain relief housing; 5-pole; 1,50 mm<sup>2</sup>; black


[www.wago.com/890-115](http://www.wago.com/890-115)



Subject to changes. Please also observe the further product documentation!

WAGO Kontakttechnik GmbH & Co. KG  
Hansastr. 27  
32423 Minden  
Phone: +49571 887-0 | Fax: +49571 887-169  
Email: [info.de@wago.com](mailto:info.de@wago.com) | Web: [www.wago.com](http://www.wago.com)

Do you have any questions about our products?  
We are always happy to take your call at +49 (571) 887-44222.



## Item description

### Male connector/plug *WINSTA*® MINI with protection against mismatching

Use effective pluggable connections instead of laborious screw connections: With the *WINSTA*® MINI male connector/plug with protection type IP40. WAGO pluggable installation connectors are useful when requirements repeat or are distributed on a specific grid, for example for installing grid lighting or flush-mount lighting.

The coding options reduce installation errors, allowing fast, secure wiring of all components. The pluggable installation connector is protected

Subject to changes. Please also observe the further product documentation!



against ingress by solid granular objects with a diameter of less than 1 mm in accordance with protection type IP40. Standard mains applications for almost any domain of use can be realised with *WINSTA*® MINI pluggable installation connectors with A coding. Where space is tight, our smallest pluggable connection system, *WINSTA*® MINI, conveniently displays its advantageous properties. It saves space, and, thanks to Push-in CAGE CLAMP® spring pressure connection technology, it additionally saves time, since the connection is low-maintenance and can be performed without screw connections. The strip length is 45 mm.

## *WINSTA*® MINI solutions for your electrical installation – protected against mismatching and maintenance-free

*WINSTA*® is the pluggable connection system that is ideally tailored to the strict requirements of electrical installation. It allows error-free installation of cables and components, quickly and reliably. Now you can also cut installation expenses without compromising quality and safety: The *WINSTA*® MINI pluggable installation connector with protection type IP40 reduces the need for servicing and prevents unnecessary downtime.

- protection against mismatching eliminates errors
- compact design for conductors with a cross-section up to 1.5 mm<sup>2</sup>
- with A coding for a large number of uses
- custom-engineered solutions
- quick replacement of defective units during ongoing operation

## Data

### Electrical data

Note on contact resistance	approx. 1 mΩ of contact resistance approx. 0.25 mΩ contact transition plug/socket
Ratings per	IEC/EN 60664-1
Nominal voltage (III/3)	400 V
Rated surge voltage (III/3)	6 kV
Rated current	13 A
Legend (ratings)	(III / 3) ≙ Overvoltage category III / Pollution degree 3
Hinweis für den amerikanischen Markt	Application note for the U.S. market (USR): Some versions may also be used for current interruption in accordance with the UL certificate in select applications with currents below 5 A and voltages up to 600 V. For further information, please contact your local sales office.
Rated voltage UL 1977	600 V
Rated current UL 1977	12 A

### Connection data

Total number of connection points	5
-----------------------------------	---

Subject to changes. Please also observe the further product documentation!



Total number of potentials	5
Connection technology	Push-in CAGE CLAMP®
Actuation type	Operating tool Push-in
Nominal cross-section	1.5 mm <sup>2</sup>
Solid conductor	0.25 ... 1.5 mm <sup>2</sup> / 22 ... 16 AWG
Solid conductor; push-in termination	0.75 ... 1.5 mm <sup>2</sup> / 20 ... 16 AWG
Stranded conductor	0.25 ... 1 mm <sup>2</sup> / 22 ... 18 AWG
Fine-stranded conductor	0.25 ... 1.5 mm <sup>2</sup> / 22 ... 16 AWG
Fine-stranded conductor; with insulated ferrule	0.25 ... 0.75 mm <sup>2</sup> / 22 ... 20 AWG
Fine-stranded conductor; with uninsulated ferrule	0.25 ... 0.75 mm <sup>2</sup> / 22 ... 20 AWG
Fine-stranded conductor; with ferrule; push-in termination	0.75 mm <sup>2</sup> / 20 AWG
Strip length	9 mm / 0.35 inch
Pole No.	5
Connectable sheathed cable diameter	6.5 ... 10.5 mm
Conductor entry direction to mating direction	0°
Strip length (outer insulation)	45 mm

### Physical data

Pin spacing	4.4 mm / 0.173 inch
Width	26.7 mm / 1.051 inch
Height	15.8 mm / 0.622 inch
Depth	71.9 mm / 2.831 inch

### Mechanical data

Application	General mains applications
Coding	A
Marking	N $\perp$ 1 2 3
Potentialkennzeichnung	N $\perp$ 1 2 3
Mating force of a plug-in connection	approx. 20 ... 70 N (depending on pole number)
Retention force of a plug-in connection	Locked: > 80 N
Unmating force of a plug-in connection	Unlocked: approx. 20 ... 70 N (depending on pole number)
Number of mating cycles	200, without resistive load
Protection class	IP40

### Plug-in connection

Contact type (pluggable connector)	Male connector/plug
------------------------------------	---------------------

Subject to changes. Please also observe the further product documentation!



Connector (connection type)	for conductor
Mismating protection	Yes
Note on mismating protection	All WINSTA <sup>®</sup> components are 100% protected against mismating when: a.) plugging different numbers of poles b.) plugging while rotated 180 c.) plugging while laterally staggered d.) plugging one pole
Locking lever	Can be retrofitted
Locking of plug-in connection	locking lever
Hinweis zur Verriegelung	All connectors for mounted installations (snap-in versions for lighting fixtures or devices, all types of PCB and distribution connectors) are factory-equipped with locking levers to ensure plugs and sockets are securely locked. Additional locking levers are only required for flying leads (plug/socket).
Strain relief	strain relief housing

## Material data

Color	black
Insulation material	Polyamide (PA66)
Clamping spring material	Chrome nickel spring steel (CrNi)
Contact material	Copper or copper alloy (surface-treated)
Fire load	0.141 MJ
Weight	11.6 g

## Environmental requirements

Processing temperature	-5 ... +40 °C
Continuous operating temperature	-35 ... +85 °C
Note on continuous operating temperature	Insulating parts for temperatures ≤ 105 °C

## Commercial data

Product Group	20 (WINSTA)
PU (SPU)	50 Stück
Packaging type	box
Country of origin	DE
GTIN	4045454232924
Customs tariff number	85366990990


Subject to changes. Please also observe the further product documentation!

WAGO Kontakttechnik GmbH & Co. KG  
Hansastr. 27  
32423 Minden  
Phone: +49571 887-0 | Fax: +49571 887-169  
Email: [info.de@wago.com](mailto:info.de@wago.com) | Web: [www.wago.com](http://www.wago.com)



Do you have any questions about our products?  
We are always happy to take your call at +49 (571) 887-44222.

## Approvals / Certificates


### Country specific Approvals

Logo	Approval	Additional Approval Text	Certificate name
	<b>CCA</b> DEKRA Certification B.V.	EN 61535	71-11299
	<b>CCA</b> DEKRA Certification B.V.	IEC 61535	NL-64352

### Ship Approvals

Logo	Approval	Additional Approval Text	Certificate name
	<b>ABS</b> American Bureau of Shipping	Steel Vessel Rules	19- HG1869855- PDA
	<b>DNV GL</b> Det Norske Veritas, Germanischer Lloyd	-	TAE00001Z6
	<b>LR</b> Lloyds Register	EN 61535	08/20047 (E2)

### UL-Approvals

Logo	Approval	Additional Approval Text	Certificate name
	<b>cURus</b> Underwriters Laboratories Inc.	UL 1977	E45171



### Counterpart

<b>Item no.890-621</b> T-distribution connector; 5-pole; Cod. A; 1 input; 2 outputs; 2 locking levers; black	<a href="http://www.wago.com/890-621">www.wago.com/890-621</a>
<b>Item no.890-205</b> Socket; 5-pole; Cod. A; 1,50 mm <sup>2</sup> ; black	<a href="http://www.wago.com/890-205">www.wago.com/890-205</a>
<b>Item no.890-105</b> Socket; with strain relief housing; 5-pole; Cod. A; 1,50 mm <sup>2</sup> ; black	<a href="http://www.wago.com/890-105">www.wago.com/890-105</a>
<b>Item no.890-622</b> T-distribution connector; 5-pole; Cod. A; 1 input; 2 outputs; 3 locking levers; for flying leads; black	<a href="http://www.wago.com/890-622">www.wago.com/890-622</a>

Subject to changes. Please also observe the further product documentation!

WAGO Kontakttechnik GmbH & Co. KG  
Hansastr. 27  
32423 Minden  
Phone: +49571 887-0 | Fax: +49571 887-169  
Email: [info.de@wago.com](mailto:info.de@wago.com) | Web: [www.wago.com](http://www.wago.com)

Do you have any questions about our products?  
We are always happy to take your call at +49 (571) 887-44222.

<b>Item no.890-705/006-000</b> Snap-in socket; without locking lever; 5-pole; Cod. A; 1,50 mm <sup>2</sup> ; black	<a href="http://www.wago.com/890-705/006-000">www.wago.com/890-705/006-000</a>
<b>Item no.890-705</b> Snap-in socket; 5-pole; Cod. A; 1,50 mm <sup>2</sup> ; black	<a href="http://www.wago.com/890-705">www.wago.com/890-705</a>
<b>Item no.890-805</b> Socket for PCBs; straight; 5-pole; Cod. A; black	<a href="http://www.wago.com/890-805">www.wago.com/890-805</a>
<b>Item no.890-805/011-000</b> Socket for PCBs; angled; 5-pole; Cod. A; black	<a href="http://www.wago.com/890-805/011-000">www.wago.com/890-805/011-000</a>
<b>Item no.890-929</b> h-distribution connector; 5-pole; Cod. A; 1 input; 2 outputs; outputs on one side; 2 locking levers; black	<a href="http://www.wago.com/890-929">www.wago.com/890-929</a>
<b>Item no.890-930</b> h-distribution connector; 5-pole; Cod. A; 1 input; 2 outputs; outputs on one side; 3 locking levers; for flying leads; black	<a href="http://www.wago.com/890-930">www.wago.com/890-930</a>
 <b>Item no.891-8995/006-101</b> pre-assembled interconnecting cable; Eca; Socket/plug; 5-pole; Cod. A; H05VV-F 5G 1.5 mm <sup>2</sup> ; 1 m; 1,50 mm <sup>2</sup> ; black	<a href="http://www.wago.com/891-8995/006-101">www.wago.com/891-8995/006-101</a>
 <b>Item no.891-8995/106-101</b> pre-assembled connecting cable; Eca; Socket/open-ended; 5-pole; Cod. A; H05VV-F 5G 1.5 mm <sup>2</sup> ; 1 m; 1,50 mm <sup>2</sup> ; black	<a href="http://www.wago.com/891-8995/106-101">www.wago.com/891-8995/106-101</a>

## Required accessories

### Locking levers

Locking device	
<b>Item no.: 890-111</b> Locking lever; for flying leads; for tool operation; black	<a href="http://www.wago.com/890-111">www.wago.com/890-111</a>
<b>Item no.: 890-101</b> Locking lever; for manual operation; black	<a href="http://www.wago.com/890-101">www.wago.com/890-101</a>
<b>Item no.: 890-121</b> Locking lever; for manual operation; white	<a href="http://www.wago.com/890-121">www.wago.com/890-121</a>
<b>Item no.: 890-131</b> Locking lever; for flying leads; for tool operation; white	<a href="http://www.wago.com/890-131">www.wago.com/890-131</a>

## Optional accessories

### Shield termination

Shield termination	
<b>Item no.: 890-527</b> Shield connecting plate; 5-pole; for plugs; silver-colored	<a href="http://www.wago.com/890-527">www.wago.com/890-527</a>

### Cover

Other	
-------	--

Subject to changes. Please also observe the further product documentation!



Item no.: 897-2003

Protective cap; Type2; for sockets and plugs; PVC; red

[www.wago.com/897-2003](http://www.wago.com/897-2003)

#### Tool

Operating tool



Item no.: 210-719

Operating tool; Blade: 2.5 x 0.4 mm; with a partially insulated shaft

[www.wago.com/210-719](http://www.wago.com/210-719)

#### Downloads

##### Documentation

##### Bid Text

890-115 doc - Datei	Jun 8, 2015	doc 24.1 kB	Download
890-115 X81 - Datei	Feb 19, 2019	xml 3.1 kB	Download

#### CAD/CAE-Data

##### CAD data

2D/3D Models 890-115	URL	Download
----------------------	-----	----------

##### CAE data

WSCAD Universe 890-115	URL	Download
------------------------	-----	----------

ZUKEN Portal 890-115	URL	Download
----------------------	-----	----------

#### Environmental Product Compliance

##### Compliance Search

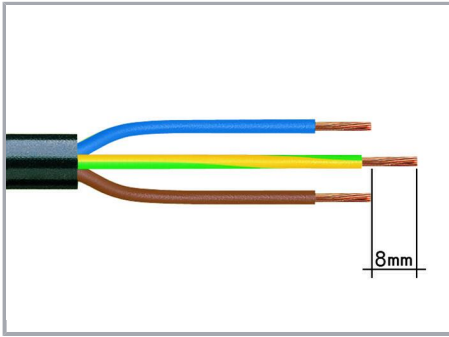
Environmental Product Compliance 890-115 Plug; with strain relief housing; 5-pole; 1,50 mm <sup>2</sup> ; black	URL	Download
--	-----	----------

#### Installation Notes


##### Conductor termination

Subject to changes. Please also observe the further product documentation!






1. Strip length, outer insulation = 30 mm (2-pole), 37 mm (3-pole), 45 mm (4- and 5-pole)
2. Strip length = 9 mm
3. Extended ground conductor = 8 mm




To terminate fine-stranded conductors, open the clamping unit via screwdriver – 2.5 mm blade width – and insert a stripped conductor until it hits the backstop. Terminate solid conductors by simply pushing them in.



To terminate fine-stranded conductors, open clamping units via operating tool (890-382) and insert stripped conductors until they hit backstop.

Terminate solid conductors by simply pushing them in.




To terminate fine-stranded conductors, open clamping units via operating tool (890-383) and insert stripped conductors until they hit backstop.


Terminate solid conductors by simply pushing them in.

## Installation

Subject to changes. Please also observe the further product documentation!



Latch the wired connector into the base of the strain relief housing.



Push down strain relief clamp by hand.



Push down strain relief clamp with 2.5 mm screwdriver alternately on both sides.



Latch the top of the strain relief housing.




The printed marking of the connector is clearly visible in the openings of the strain relief housing.

### Shield termination



Connector with shield termination



Apply the shield to the sheathed cable.


Strip length, outer insulation = 30 mm

Shield length = 8 mm



Push the shield connecting plate into the connector until fully inserted.

Subject to changes. Please also observe the further product documentation!



First insert the wired connector into strain relief housing, then snap clamp and cover.

## Product family

**WINSTA® MINI**

[Show all products from the family](#)

Subject to changes. Please also observe the further product documentation!