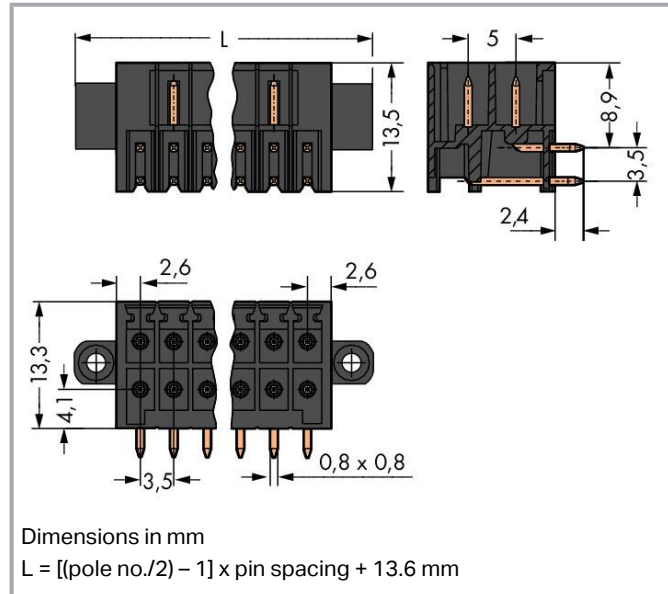
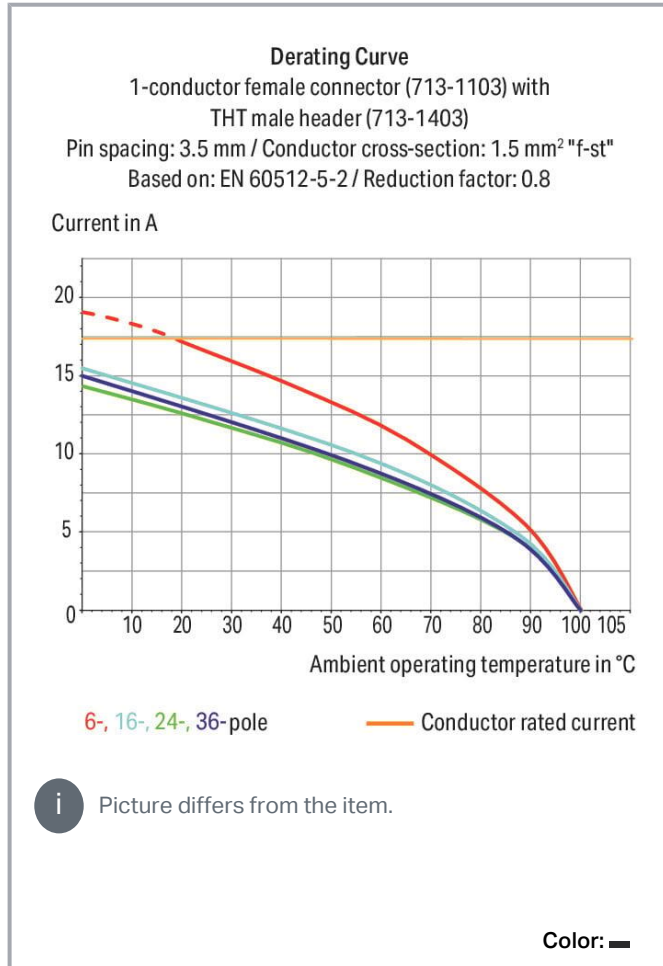


Data sheet | Item number: 713-1435/117-000/997-409



THR male header, 2-row; 0.8 x 0.8 mm solder pin; angled; 100% protected against mismatching; in tape-and-reel packaging; Pin spacing 3.5 mm; 30-pole; black

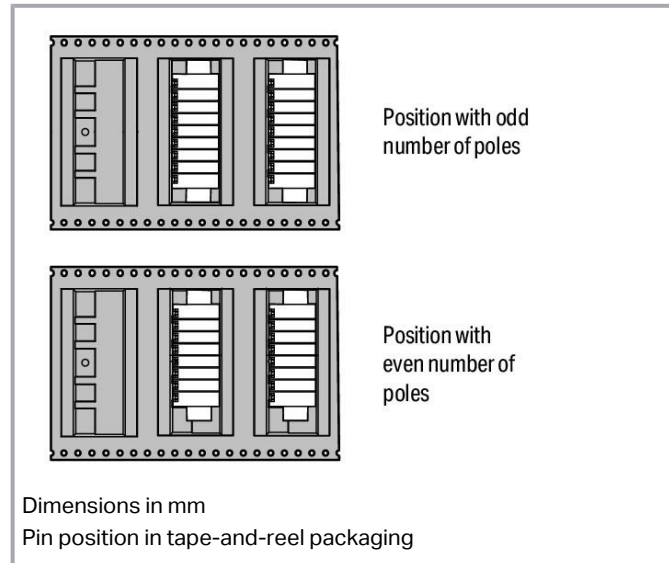
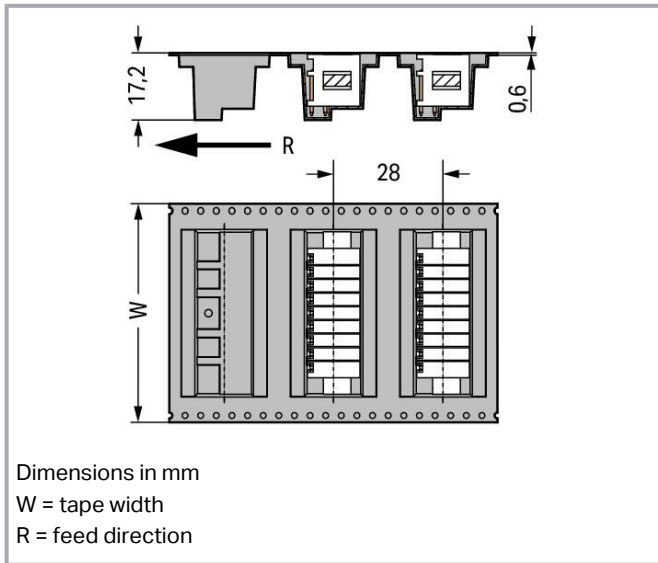
www.wago.com/713-1435/117-000/997-409



Subject to changes. Please also observe the further product documentation!

WAGO GmbH & Co. KG
Hansastr. 27
32423 Minden
Phone: +49571 887-0 | Fax: +49571 887-169
Email: info.de@wago.com | Web: www.wago.com

Do you have any questions about our products?
We are always happy to take your call at +49 (571) 887-44222.



Item description

- THR male headers for reflow soldering in SMT applications
- Available in tape-and-reel packaging for automated pick-and-place PCB assembly
- Separated pin slots prevent damage and make the headers touch-proof when unplugged
- 100% protected against mismatching
- Coding option available

Data

Notes

Safety information

The *MCS – MULTI CONNECTION SYSTEM* includes connectors without breaking capacity in accordance with DIN EN 61984. When used as intended, these connectors must not be connected /disconnected when live or under load. When used as intended, these connectors must not be connected/disconnected when live or under load. The circuit design should ensure header pins, which can be touched, are not live when unmated.

Variants:

Other pole numbers
 Other solder pin lengths
 Gold-plated or partially gold-plated contact surfaces
 Other versions (or variants) can be requested from WAGO Sales or configured at <https://configurator.wago.com/>.

Electrical data

Subject to changes. Please also observe the further product documentation!



Ratings per IEC/EN

Ratings per	IEC/EN 60664-1
Nominal voltage (III/3)	80 V
Rated impulse voltage (III/3)	2.5 kV
Rated voltage (III/2)	160 V
Rated impulse voltage (III/2)	2.5 kV
Nominal voltage (II/2)	250 V
Rated surge voltage (II/2)	2.5 kV
Rated current	10 A
Legend (ratings)	(III / 2) $\hat{=}$ Overvoltage category III / Pollution degree 2

Ratings per UL

Approvals per	UL 1059
Rated voltage UL (Use Group B)	150 V
Rated current UL (Use Group B)	10 A
Rated voltage UL (Use Group C)	50 V
Rated current UL (Use Group C)	10 A

Ratings per CSA

Approvals per	CSA
Rated voltage CSA (Use Group B)	150 V
Rated current CSA (Use Group B)	12 A

Connection data

Total number of potentials	30
Number of connection types	1
Number of levels	2

Connection 1

Pole number	30
-------------	----

Physical data

Pin spacing	3.5 mm / 0.138 inches
Width	62.6 mm / 2.465 inches
Height	15.7 mm / 0.618 inches
Height from the surface	13.3 mm / 0.524 inches

Subject to changes. Please also observe the further product documentation!



Depth	13.5 mm / 0.531 inches
Solder pin length	2.4 mm
Solder pin dimensions	0.8 x 0.8 mm
Plated through-hole diameter (THR)	1.3 ^(+0.1) mm
Reel diameter of tape-and-reel packaging	330 mm
Tape width	88 mm

Mechanical Data

Variable coding	Yes
Anti-rotation protection	Yes

Plug-in connection

Contact type (pluggable connector)	Male connector/plug
Connector (connection type)	for PCB
Mismating protection	Yes
Plugging without loss of pin spacing	No
Mating direction to the PCB	0°
Locking of plug-in connection	Threaded flange

PCB contact

PCB contact	THR
Solder pin arrangement	over the entire male connector (in-line)
Number of solder pins per potential	1

Material data

Note (material data)	Information on material specifications can be found here
Color	black
Material group	I
Insulation material	Polyphthalamide (PPA GF)
Flammability class per UL94	V0
Contact material	Electrolytic copper (E _{Cu})
Contact plating	Tin
Weight	9.3 g
MSL per J-STD 020D	1

Subject to changes. Please also observe the further product documentation!



Environmental requirements

Limit temperature range	-60 ... +100 °C
Processing temperature	-35 ... +60 °C

Commercial data

eCl@ss 10.0	27-44-04-02
eCl@ss 9.0	27-44-04-02
ETIM 8.0	EC002637
ETIM 7.0	EC002637
ECCN	NO DATA
PU (SPU)	120 pcs
Packaging type	bag
Country of origin	DE
GTIN	4055143778886
Customs tariff number	85366930000

Environmental Product Compliance

CAS-No.	7439-92-1
REACH Candidate List Substance	Lead
RoHS Compliance Status	Compliant,With Exemption
RoHS Exemption	6(c)
SCIP notification number (Austria)	52ad6751-b0ca-461c-88ba-727fb3616e4a
SCIP notification number (Belgium)	ba5976e2-78e7-4b8a-886e-b715c5b4a78b
SCIP notification number (Bulgaria)	d9f1c323-f20a-4e1e-9cf6-f13ea1afd649
SCIP notification number (Czech Republic)	e61a4a8d-6c6b-4574-a399-5fc353792b91
SCIP notification number (Denmark)	d2dc8317-0fe4-41a9-90c1-a6379a4e549e
SCIP notification number (Finland)	748b597e-7dd8-491c-aef0-88b8dec698f
SCIP notification number (France)	ca8c6e50-c6f2-405b-adb7-a5a1be84ee8e
SCIP notification number (Germany)	c7263289-d6c5-4b99-8331-b63e0a5d5570
SCIP notification number (Hungary)	3171be77-a3cf-4ed8-a773-979f28a28e3f
SCIP notification number (Italy)	21612cc2-c0f8-4769-b018-d4b4cbeefe60
SCIP notification number (Netherlands)	0c771542-3fa2-42fd-895a-2a8b4e479336
SCIP notification number (Poland)	a54c286b-8c7c-4e24-a425-e2268bce3660
SCIP notification number (Romania)	739730ff-2834-4987-82f8-d9cddeeb7784
SCIP notification number (Sweden)	03ae8764-c98f-48a7-8dfc-1d5609829637




Subject to changes. Please also observe the further product documentation!

WAGO GmbH & Co. KG
 Hansastr. 27
 32423 Minden
 Phone: +49571 887-0 | Fax: +49571 887-169
 Email: info.de@wago.com | Web: www.wago.com

Do you have any questions about our products?
 We are always happy to take your call at +49 (571) 887-44222.

Approvals / Certificates

General approvals

Logo	Approval	Additional Approval Text	Certificate name
	CSA CSA Group	C22.2	2315087
	KEMA/KEUR DEKRA Certification B.V.	EN 61984	71- 126089
	UR Underwriters Laboratories Inc.	UL 1059	E45172

Counterpart



Item no.713-1115/107-000

1-conductor female connector, 2-row; CAGE CLAMP®; 1.5 mm²; Pin spacing 3.5 mm; 30-pole; 100% protected against mismatching; Screw flange; 1,50 mm²; blackwww.wago.com/713-1115/107-000

Downloads

Documentation

Additional Information

Technical Section	2019 Apr 3	pdf 2.1 MB	Download
Technical explanations			
THR Soldering Process		pdf 548.2 kB	Download

CAD/CAE-Data

CAD data

2D/3D Models 713-1435/117-000/997-409	URL	Download
---------------------------------------	-----	----------

Asset Administration Shell

Asset Administration Shell 713-1435/117-000/997-409	URL	Download
---	-----	----------

Subject to changes. Please also observe the further product documentation!

WAGO GmbH & Co. KG

Hansastr. 27

32423 Minden

Phone: +49571 887-0 | Fax: +49571 887-169

Email: info.de@wago.com | Web: www.wago.com

Do you have any questions about our products?

We are always happy to take your call at +49 (571) 887-44222.



PCB Design

Symbol and Footprint via Ultra Librarian 713-1435/117-000/997-409

[URL](#)

[Download](#)

CAX data for your PCB design, consisting of "schematic symbols and PCB footprints", allow easy integration of the WAGO component into your development environment.

Supported formats:

- Accel EDA 14 & 15
- Altair
- Altium 6 to current version
- Autodesk Fusion 360
- Cadence Allegro
- DesignSpark
- Eagle Libraries
- KiCad
- Mentor Graphics
- BoardStation
- Mentor Graphics Design Architect
- Mentor Graphics Design
- Expedition 99 and 2000
- OrCAD 9.X PCB and Capture
- PADS PowerPCB 3, 3.5, 4.X, and 5.X
- PADS PowerPCB and PowerLogic 3.0
- PCAD 2000, 2001, 2002, 2004, and 2006
- Pulsonix 8.5 or newer
- STL
- 3D STEP
- TARGET 3001!
- View Logic ViewDraw
- Quadcept
- Zuken CadStar 3 and 4
- Zuken CR-5000 and CR-8000
- Zuken eCADSTAR 2020 and 2021Zuken CR-5000 and CR-8000

PCB Component Libraries (EDA), PCB CAD Library Ultra Librarian

Symbol and Footprint via SamacSys 713-1435/117-000/997-409

[URL](#)

[Download](#)

Subject to changes. Please also observe the further product documentation!

WAGO GmbH & Co. KG

Hansastr. 27

32423 Minden

Phone: +49571 887-0 | Fax: +49571 887-169

Email: info.de@wago.com | Web: www.wago.com

Do you have any questions about our products?

We are always happy to take your call at +49 (571) 887-44222.



CAX data for your PCB design, consisting of "schematic symbols and PCB footprints", allow easy integration of the WAGO component into your development environment.

Supported formats:

- 3D (stp)
- Altium
- CADSTAR
- Capture
- CircuitStudio
- CR-5000
- CR-8000
- DEHDL
- DesignSpark PCB
- DesignSpark PCB PRO
- DipTrace
- EAGLE
- Easy-PC
- EasyEDA
- eCADSTAR
- KiCad
- OrCAD_Allegro16
- PADS
- Proteus
- Pulsonix
- Quadcept
- SOLIDWORKS PCB
- TARGET 3001!
- xDX Designer
- Xpedition

PCB Component Libraries (EDA), PCB CAD Library SamacSys Electronic Component Search Engine

Environmental Product Compliance

Compliance Search

Environmental Product Compliance 713-1435/117-000/997-409

[URL](#)

[Download](#)

Subject to changes. Please also observe the further product documentation!

WAGO GmbH & Co. KG

Hansastr. 27

32423 Minden

Phone: +49571 887-0 | Fax: +49571 887-169

Email: info.de@wago.com | Web: www.wago.com


Do you have any questions about our products?

We are always happy to take your call at +49 (571) 887-44222.

THR male header, 2-row; 0.8 x 0.8 mm solder pin; angled; 100% protected against mismatching; in tape-and-reel packaging; Pin spacing 3.5 mm; 30-pole; black

Installation Notes

Coding



Coding a male header by inserting a coding pin.

Product family

MCS MINI HD

[Show all products from the family](#)

Subject to changes. Please also observe the further product documentation!