


**Data sheet | Item number: 721-136/001-000**

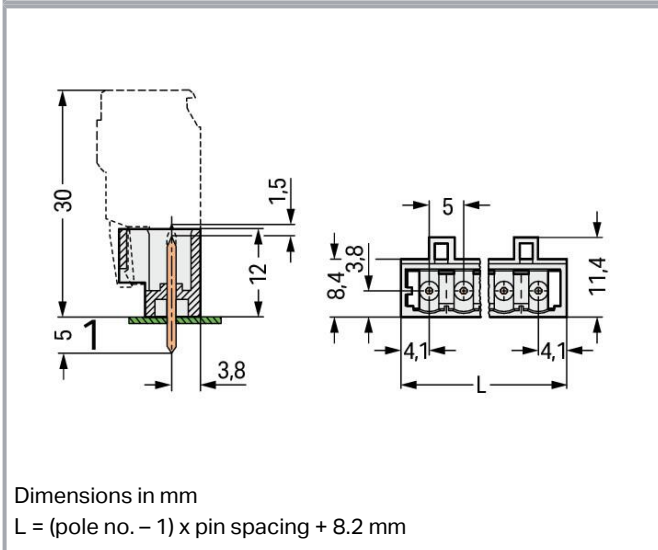
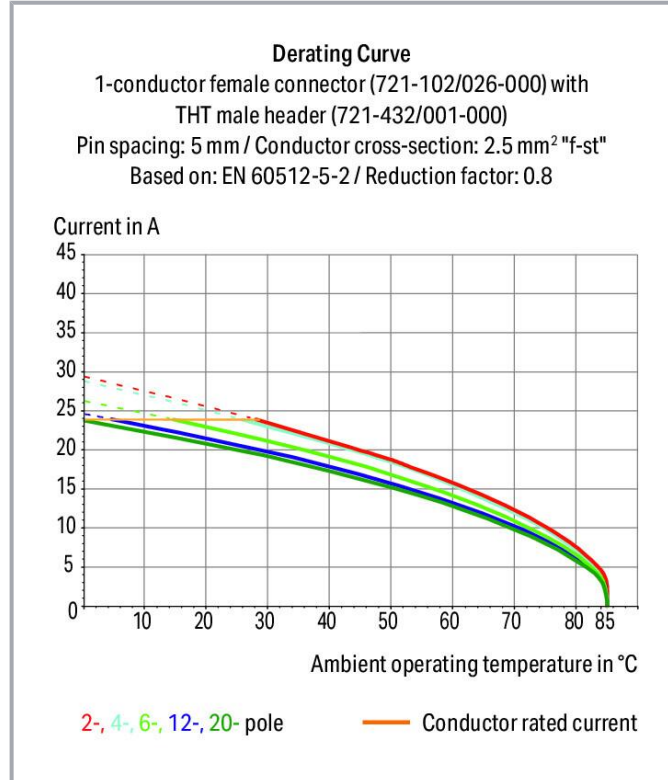
THT male header; 1.0 x 1.0 mm solder pin; straight; 100% protected against mismatching; Pin spacing 5 mm; 6-pole; light gray



[www.wago.com/721-136/001-000](http://www.wago.com/721-136/001-000)



Color:



Subject to changes. Please also observe the further product documentation!

WAGO GmbH & Co. KG  
Hansastr. 27  
32423 Minden  
Phone: +49571 887-0 | Fax: +49571 887-169  
Email: [info.de@wago.com](mailto:info.de@wago.com) | Web: [www.wago.com](http://www.wago.com)

Do you have any questions about our products?  
We are always happy to take your call at +49 (571) 887-44222.



## Item description

- Horizontal or vertical PCB mounting via straight or angled solder pins
- Pin cross-section: 1 x 1 mm
- 100 % protected against mismatching
- With coding fingers

## Data

### Notes

#### Safety information

The *MCS – MULTI CONNECTION SYSTEM* includes connectors without breaking capacity in accordance with DIN EN 61984. When used as intended, these connectors must not be connected /disconnected when live or under load. When used as intended, these connectors must not be connected/disconnected when live or under load. The circuit design should ensure header pins, which can be touched, are not live when unmated.

#### Variants:

Other pole numbers  
3.8 mm pin projection for male headers with straight solder pins  
Gold-plated or partially gold-plated contact surfaces  
Other versions (or variants) can be requested from WAGO Sales or configured at <https://configurator.wago.com/>.

## Electrical data

### Ratings per IEC/EN

| Ratings per                   | IEC/EN 60664-1  |
|-------------------------------|---|
| Nominal voltage (III/3)       | 320 V   |
| Rated impulse voltage (III/3) | 4 kV  |
| Rated voltage (III/2)         | 320 V   |
| Rated impulse voltage (III/2) | 4 kV  |
| Nominal voltage (II/2)        | 630 V   |
| Rated surge voltage (II/2)    | 4 kV  |
| Rated current                 | 12 A  |
| Legend (ratings)              | (III / 2) $\hat{=}$ Overvoltage category III / Pollution degree 2 |

### Ratings per UL

| Approvals per                  | UL 1059 |
|--------------------------------|---------|
| Rated voltage UL (Use Group B) | 300 V   |
| Rated current UL (Use Group B) | 10 A    |

Subject to changes. Please also observe the further product documentation!

WAGO GmbH & Co. KG  
Hansastr. 27  
32423 Minden  
Phone: +49571 887-0 | Fax: +49571 887-169  
Email: [info.de@wago.com](mailto:info.de@wago.com) | Web: [www.wago.com](http://www.wago.com)

Do you have any questions about our products?  
We are always happy to take your call at +49 (571) 887-44222.



|                                |       |
|--------------------------------|-------|
| Rated voltage UL (Use Group D) | 300 V |
| Rated current UL (Use Group D) | 10 A  |

### Ratings per UL 1977

|                         |       |
|-------------------------|-------|
| Rated voltage (UL 1977) | 600 V |
| Rated current UL 1977   | 10 A  |

### Ratings per CSA

|                                 |       |
|---------------------------------|-------|
| Approvals per                   | CSA   |
| Rated voltage CSA (Use Group B) | 300 V |
| Rated current CSA (Use Group B) | 10 A  |
| Rated voltage CSA (Use Group D) | 300 V |
| Rated current CSA (Use Group D) | 10 A  |

### Connection data

|                            |   |
|----------------------------|---|
| Total number of potentials | 6 |
| Number of connection types | 1 |
| Number of levels           | 1 |

### Connection 1

|             |   |
|-------------|---|
| Pole number | 6 |
|-------------|---|

### Physical data

|                                      |                          |
|--------------------------------------|--------------------------|
| Pin spacing                          | 5 mm / 0.197 inches      |
| Width                                | 33.2 mm / 1.307 inches   |
| Height                               | 17 mm / 0.669 inches     |
| Height from the surface              | 12 mm / 0.472 inches     |
| Depth                                | 11.4 mm / 0.449 inches   |
| Solder pin length                    | 5 mm                     |
| Solder pin dimensions                | 1 x 1 mm                 |
| Drilled hole diameter with tolerance | 1.4 <sup>(+0.1)</sup> mm |

### Mechanical Data

|                          |     |
|--------------------------|-----|
| Variable coding          | Yes |
| Anti-rotation protection | Yes |

Subject to changes. Please also observe the further product documentation!



### Plug-in connection

|                                      |                     |
|--------------------------------------|---------------------|
| Contact type (pluggable connector)   | Male connector/plug |
| Connector (connection type)          | for PCB             |
| Mismating protection                 | Yes                 |
| Plugging without loss of pin spacing | No                  |
| Mating direction to the PCB          | 90 °                |
| Locking of plug-in connection        | none                |

### PCB contact

|                                     |  |
|-------------------------------------|--|
| PCB contact                         | THT                                      |
| Solder pin arrangement              | over the entire male connector (in-line) |
| Number of solder pins per potential | 1  |

### Material data

|                             |  |
|-----------------------------|--|
| Note (material data)        | Information on material specifications can be found here |
| Color                       | light gray   |
| Material group              | I  |
| Insulation material         | Polyamide (PA66)   |
| Flammability class per UL94 | V0   |
| Contact material            | Electrolytic copper (E <sub>Cu</sub> )                   |
| Contact plating             | Tin  |
| Fire load                   | 0.039 MJ   |
| Weight                      | 2.1 g  |

### Environmental requirements

|                         |                 |
|-------------------------|-----------------|
| Limit temperature range | -60 ... +100 °C |
| Processing temperature  | -35 ... +60 °C  |

### Commercial data

|               |                        |
|---------------|------------------------|
| Product Group | 3 (Multi Conn. System) |
| eCl@ss 10.0   | 27-44-04-02            |
| eCl@ss 9.0    | 27-44-04-02            |
| ETIM 8.0      | EC002637               |
| ETIM 7.0      | EC002637               |

Subject to changes. Please also observe the further product documentation!

WAGO GmbH & Co. KG  
 Hansastr. 27  
 32423 Minden  
 Phone: +49571 887-0 | Fax: +49571 887-169  
 Email: [info.de@wago.com](mailto:info.de@wago.com) | Web: [www.wago.com](http://www.wago.com)

Do you have any questions about our products?  
 We are always happy to take your call at +49 (571) 887-44222.





|                       |               |
|-----------------------|---------------|
| ECCN                  | NO DATA       |
| PU (SPU)              | 100 pcs       |
| Packaging type        | box           |
| Country of origin     | PL            |
| GTIN                  | 4044918868945 |
| Customs tariff number | 85366930000   |

## Environmental Product Compliance


|                        |                         |
|------------------------|-------------------------|
| RoHS Compliance Status | Compliant, No Exemption |
|------------------------|-------------------------|

## Approvals / Certificates

### General approvals

| Logo   | Approval                              | Additional Approval Text | Certificate name |
|--|---------------------------------------|--------------------------|------------------|
|  | CB<br>DEKRA Certification B.V.        | IEC 61984                | NL-39756 /A1     |
|   | CSA<br>DEKRA Certification B.V.       | C22.2                    | 1466354          |
|  | KEMA/KEUR<br>DEKRA Certification B.V. | EN 61984                 | 71-121453        |
|  | UL<br>Underwriters Laboratories Inc.  | UL 1059                  | E45172           |
|  | UR<br>Underwriters Laboratories Inc.  | UL 1977                  | E45171           |

### Declarations of conformity and manufacturer's declarations




| Logo   | Approval                      | Additional Approval Text | Certificate name |
|--|-------------------------------|--------------------------|------------------|
|  | Railway<br>WAGO GmbH & Co. KG | -                        | Railway Ready    |

### Approvals for marine applications







Subject to changes. Please also observe the further product documentation!

WAGO GmbH & Co. KG  
 Hansastr. 27  
 32423 Minden  
 Phone: +49571 887-0 | Fax: +49571 887-169  
 Email: [info.de@wago.com](mailto:info.de@wago.com) | Web: [www.wago.com](http://www.wago.com)

Do you have any questions about our products?  
 We are always happy to take your call at +49 (571) 887-44222.

| Logo  | Approval                                  | Additional Approval Text | Certificate name         |
|---|---|--------------------------|--------------------------|
|   | <b>ABS</b><br>American Bureau of Shipping | -                        | 19-<br>HG1869876-<br>PDA |
|  | <b>BV</b><br>Bureau Veritas S.A.          | IEC 60998                | 11915/DO<br>BV           |
|   | <b>DNV</b><br>DNV GL SE                   | -                        | TAE000016Z               |

## Counterpart

|  |  |  |
|--|--|--|
|    | <b>Item no.722-206/026-000</b><br>1-conductor female connector, angled; CAGE CLAMP®; 2.5 mm <sup>2</sup> ; Pin spacing 5 mm; 6-pole; 100% protected against mismatching; 2,50 mm <sup>2</sup> ; light gray                                       | <a href="http://www.wago.com/722-206/026-000">www.wago.com/722-206/026-000</a>   |
|  | <b>Item no.721-106/026-000</b><br>1-conductor female connector; CAGE CLAMP®; 2.5 mm <sup>2</sup> ; Pin spacing 5 mm; 6-pole; 100% protected against mismatching; 2,50 mm <sup>2</sup> ; light gray   | <a href="http://www.wago.com/721-106/026-000">www.wago.com/721-106/026-000</a>   |
|  | <b>Item no.2721-106/026-000</b><br>1-conductor female connector; push-button; Push-in CAGE CLAMP®; 2.5 mm <sup>2</sup> ; Pin spacing 5 mm; 6-pole; 100% protected against mismatching; 2,50 mm <sup>2</sup> ; light gray                         | <a href="http://www.wago.com/2721-106/026-000">www.wago.com/2721-106/026-000</a> |
|  | <b>Item no.2721-106/031-000</b><br>1-conductor female connector; push-button; Push-in CAGE CLAMP®; 2.5 mm <sup>2</sup> ; Pin spacing 5 mm; 6-pole; 100% protected against mismatching; clamping collar; 2,50 mm <sup>2</sup> ; light gray        | <a href="http://www.wago.com/2721-106/031-000">www.wago.com/2721-106/031-000</a> |
|  | <b>Item no.721-106/027-000</b><br>1-conductor female connector; CAGE CLAMP®; 2.5 mm <sup>2</sup> ; Pin spacing 5 mm; 6-pole; 100% protected against mismatching; clamping collar; 2,50 mm <sup>2</sup> ; light gray                              | <a href="http://www.wago.com/721-106/027-000">www.wago.com/721-106/027-000</a>   |
|  | <b>Item no.2721-106/037-000</b><br>1-conductor female connector; push-button; Push-in CAGE CLAMP®; 2.5 mm <sup>2</sup> ; Pin spacing 5 mm; 6-pole; 100% protected against mismatching; Lateral locking levers; 2,50 mm <sup>2</sup> ; light gray | <a href="http://www.wago.com/2721-106/037-000">www.wago.com/2721-106/037-000</a> |

**Item no.721-106/031-000**

Subject to changes. Please also observe the further product documentation!



1-conductor female connector; CAGE CLAMP®; 2.5 mm²; Pin spacing 5 mm; 6-pole; 100% protected against mismatching; clamping collar; 2,50 mm²; light gray

[www.wago.com/721-106/031-000](http://www.wago.com/721-106/031-000)



**Item no.721-106/037-000**

1-conductor female connector; CAGE CLAMP®; 2.5 mm²; Pin spacing 5 mm; 6-pole; 100% protected against mismatching; Lateral locking levers; 2,50 mm²; light gray

[www.wago.com/721-106/037-000](http://www.wago.com/721-106/037-000)



**Item no.721-2106/026-000/134-000**

2-conductor female connector; Push-in CAGE CLAMP®; 2.5 mm²; Pin spacing 5 mm; 6-pole; 100% protected against mismatching; with integrated end plate; Strain relief plate; 2,50 mm²; light gray

[www.wago.com/721-2106/026-000/134-000](http://www.wago.com/721-2106/026-000/134-000)



**Item no.721-2106/026-000**

2-conductor female connector; Push-in CAGE CLAMP®; 2.5 mm²; Pin spacing 5 mm; 6-pole; 100% protected against mismatching; with integrated end plate; 2,50 mm²; light gray

[www.wago.com/721-2106/026-000](http://www.wago.com/721-2106/026-000)



**Item no.721-2106/037-000**

2-conductor female connector; Push-in CAGE CLAMP®; 2.5 mm²; Pin spacing 5 mm; 6-pole; 100% protected against mismatching; Lateral locking levers; 2,50 mm²; light gray

[www.wago.com/721-2106/037-000](http://www.wago.com/721-2106/037-000)



**Item no.721-306/008-000**

1-conductor female connector, angled; CAGE CLAMP®; 2.5 mm²; Pin spacing 5 mm; 6-pole; 100% protected against mismatching; Snap-in mounting feet; 2,50 mm²; light gray

[www.wago.com/721-306/008-000](http://www.wago.com/721-306/008-000)



**Item no.721-306/031-000**

1-conductor female connector, angled; CAGE CLAMP®; 2.5 mm²; Pin spacing 5 mm; 6-pole; 100% protected against mismatching; clamping collar; 2,50 mm²; light gray

[www.wago.com/721-306/031-000](http://www.wago.com/721-306/031-000)



**Item no.722-106/026-000**

1-conductor female connector, angled; CAGE CLAMP®; 2.5 mm²; Pin spacing 5 mm; 6-pole; 100% protected against mismatching; 2,50 mm²; light gray

[www.wago.com/722-106/026-000](http://www.wago.com/722-106/026-000)



**Item no.2721-1106/326-000**

1-conductor female connector; lever; Push-in CAGE CLAMP®; 2.5 mm²; Pin spacing 5 mm; 6-pole; 100% protected against mismatching, coding finger; 2,50 mm²; light gray

[www.wago.com/2721-1106/326-000](http://www.wago.com/2721-1106/326-000)



**Item no.2721-1106/037-000**

1-conductor female connector; lever; Push-in CAGE CLAMP®; 2.5 mm²; Pin spacing 5 mm; 6-pole; 100% protected against mismatching, coding finger; Lateral locking levers; 2,50 mm²; light gray

[www.wago.com/2721-1106/037-000](http://www.wago.com/2721-1106/037-000)

## Optional accessories

### Coding

Coding

Subject to changes. Please also observe the further product documentation!

WAGO GmbH & Co. KG

Hansastr. 27

32423 Minden

Phone: +49571 887-0 | Fax: +49571 887-169

Email: [info.de@wago.com](mailto:info.de@wago.com) | Web: [www.wago.com](http://www.wago.com)

Do you have any questions about our products?

We are always happy to take your call at +49 (571) 887-44222.



Item no.: 231-129

Coding key; snap-on type; light gray

[www.wago.com/231-129](http://www.wago.com/231-129)

### Marking accessories

#### Marking strip



Item no.: 210-833

Marking strips; 25 m on roll; 6 mm wide; plain; Self-adhesive; white

[www.wago.com/210-833](http://www.wago.com/210-833)



Item no.: 210-834

Marking strips; on reel; 5 mm wide; plain; Self-adhesive; white

[www.wago.com/210-834](http://www.wago.com/210-834)

### Downloads

#### Documentation

##### Additional Information

|                        |            |        |          |
|------------------------|------------|--------|----------|
| Technical Section      | 2019 Apr 3 | pdf    | Download |
| Technical explanations |            | 2.1 MB |          |

### CAD/CAE-Data

#### CAD data

|                              |     |          |
|------------------------------|-----|----------|
| 2D/3D Models 721-136/001-000 | URL | Download |
|------------------------------|-----|----------|

#### CAE data

|                                   |     |          |
|-----------------------------------|-----|----------|
| EPLAN Data Portal 721-136/001-000 | URL | Download |
|-----------------------------------|-----|----------|

|                              |     |          |
|------------------------------|-----|----------|
| ZUKEN Portal 721-136/001-000 | URL | Download |
|------------------------------|-----|----------|

|                                   |     |          |
|-----------------------------------|-----|----------|
| EPLAN Data Portal 721-136/001-000 | URL | Download |
|-----------------------------------|-----|----------|

#### PCB Design

|  |     |          |
|--|-----|----------|
| Symbol and Footprint via Ultra Librarian 721-136/001-000 | URL | Download |
|--|-----|----------|

CAX data for your PCB design, consisting of "schematic symbols and PCB footprints", allow easy integration of the WAGO component into your development environment.

#### Supported formats:

- Accel EDA 14 & 15
- Altair
- Altium 6 to current version

Subject to changes. Please also observe the further product documentation!





- Autodesk Fusion 360
- Cadence Allegro
- DesignSpark
- Eagle Libraries
- KiCad
- Mentor Graphics
- BoardStation
- Mentor Graphics Design Architect
- Mentor Graphics Design
- Expedition 99 and 2000
- OrCAD 9.X PCB and Capture
- PADS PowerPCB 3, 3.5, 4.X, and 5.X
- PADS PowerPCB and PowerLogic 3.0
- PCAD 2000, 2001, 2002, 2004, and 2006
- Pulsonix 8.5 or newer
- STL
- 3D STEP
- TARGET 3001!
- View Logic ViewDraw
- Quadcept
- Zuken CadStar 3 and 4
- Zuken CR-5000 and CR-8000
- Zuken eCADSTAR 2020 and 2021Zuken CR-5000 and CR-8000

PCB Component Libraries (EDA), PCB CAD Library Ultra Librarian

---

Symbol and Footprint via SamacSys 721-136/001-000

[URL](#)

[Download](#)

CAX data for your PCB design, consisting of "schematic symbols and PCB footprints", allow easy integration of the WAGO component into your development environment.

Supported formats:

- 3D (stp)
- Altium
- CADSTAR
- Capture
- CircuitStudio
- CR-5000
- CR-8000

Subject to changes. Please also observe the further product documentation!

---

WAGO GmbH & Co. KG

Hansastr. 27

32423 Minden

Phone: +49571 887-0 | Fax: +49571 887-169

Email: [info.de@wago.com](mailto:info.de@wago.com) | Web: [www.wago.com](http://www.wago.com)

Do you have any questions about our products?

We are always happy to take your call at +49 (571) 887-44222.



- DEHDL
- DesignSpark PCB
- DesignSpark PCB PRO
- DipTrace
- EAGLE
- Easy-PC
- EasyEDA
- eCADSTAR
- KiCad
- OrCAD\_Allegro16
- PADS
- Proteus
- Pulsonix
- Quadcept
- SOLIDWORKS PCB
- TARGET 3001!
- xDX Designer
- Xpedition

PCB Component Libraries (EDA), PCB CAD Library SamacSys Electronic Component Search Engine

---

#### Asset Administration Shell

|  |     |          |
|--|-----|----------|
| Asset Administration Shell 721-136/001-000 | URL | Download |
|--|-----|----------|

---

#### Environmental Product Compliance

##### Compliance Search

|  |     |          |
|--|-----|----------|
| Environmental Product Compliance 721-136/001-000 | URL | Download |
|--|-----|----------|

THT male header; 1.0 x 1.0 mm solder pin; straight; 100% protected against mismatching; Pin spacing 5 mm; 6-pole; light gray

---

#### Installation Notes


##### Coding

Subject to changes. Please also observe the further product documentation!

---

WAGO GmbH & Co. KG  
Hansastr. 27  
32423 Minden  
Phone: +49571 887-0 | Fax: +49571 887-169  
Email: [info.de@wago.com](mailto:info.de@wago.com) | Web: [www.wago.com](http://www.wago.com)

Do you have any questions about our products?  
We are always happy to take your call at +49 (571) 887-44222.



Coding a male header – fitting coding key(s).

## Product family

**MCS MIDI**

[Show all products from the family](#)

Subject to changes. Please also observe the further product documentation!