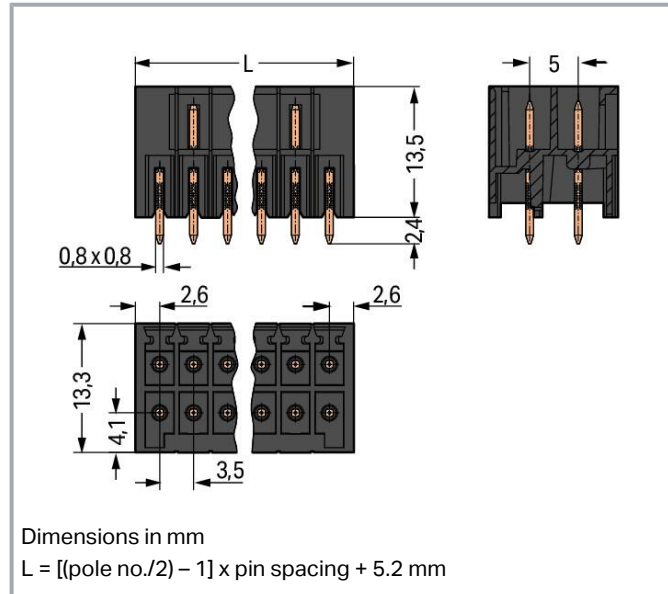
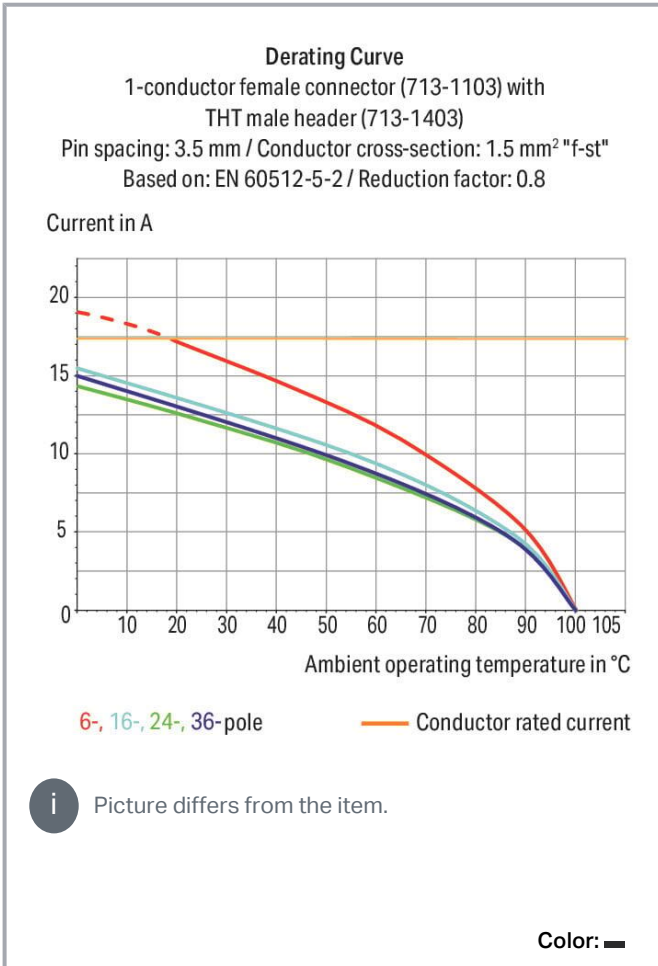


**Data sheet | Item number: 713-1404/105-000/997-405**



THR male header, 2-row; 0.8 x 0.8 mm solder pin; straight; 100% protected against mismatching; in tape-and-reel packaging; Pin spacing 3.5 mm; 8-pole; black

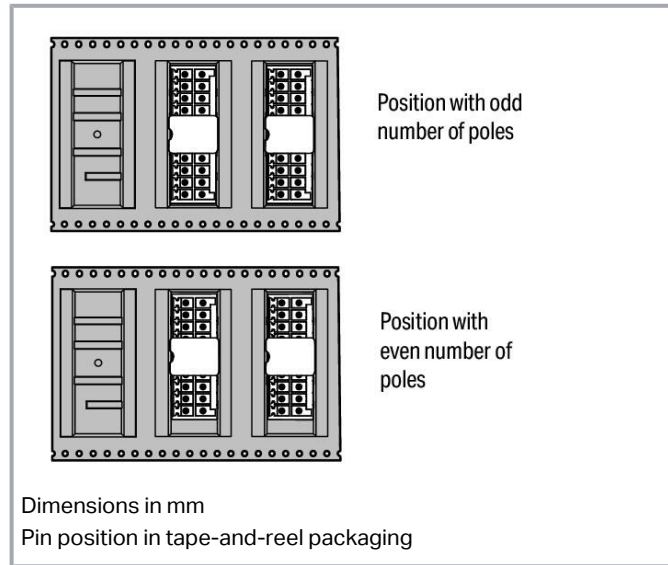
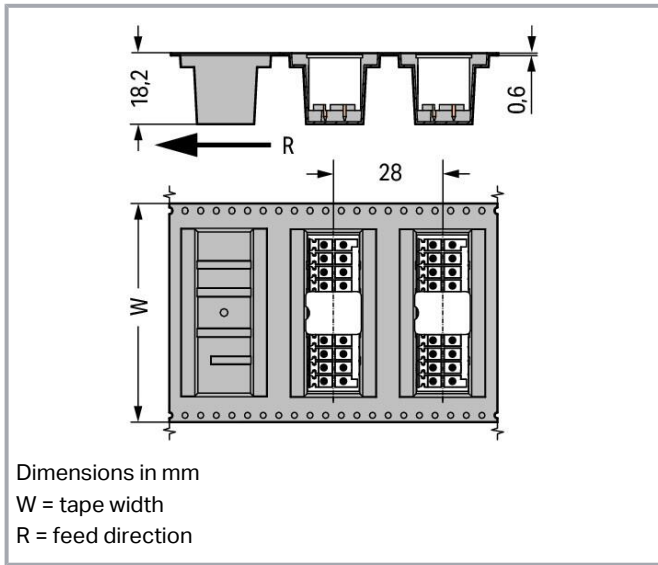
[www.wago.com/713-1404/105-000/997-405](http://www.wago.com/713-1404/105-000/997-405)



Subject to changes. Please also observe the further product documentation!

WAGO GmbH & Co. KG  
Hansastr. 27  
32423 Minden  
Phone: +49571 887-0 | Fax: +49571 887-169  
Email: [info.de@wago.com](mailto:info.de@wago.com) | Web: [www.wago.com](http://www.wago.com)

Do you have any questions about our products?  
We are always happy to take your call at +49 (571) 887-44222.



## Item description

- THR male headers for reflow soldering in SMT applications
- Available in tape-and-reel packaging for automated pick-and-place PCB assembly
- Separated pin slots prevent damage and make the headers touch-proof when unplugged
- 100% protected against mismatching
- Coding option available

## Data

### Notes

#### Safety information

The *MCS – MULTI CONNECTION SYSTEM* includes connectors without breaking capacity in accordance with DIN EN 61984. When used as intended, these connectors must not be connected /disconnected when live or under load. When used as intended, these connectors must not be connected/disconnected when live or under load. The circuit design should ensure header pins, which can be touched, are not live when unmated.

#### Variants:

Other pole numbers  
 Other solder pin lengths  
 Gold-plated or partially gold-plated contact surfaces  
 Other versions (or variants) can be requested from WAGO Sales or configured at <https://configurator.wago.com/>.

## Electrical data

Subject to changes. Please also observe the further product documentation!



### Ratings per IEC/EN

|                               |   |
|-------------------------------|---|
| Ratings per                   | IEC/EN 60664-1  |
| Nominal voltage (III/3)       | 80 V  |
| Rated impulse voltage (III/3) | 2.5 kV  |
| Rated voltage (III/2)         | 160 V   |
| Rated impulse voltage (III/2) | 2.5 kV  |
| Nominal voltage (II/2)        | 250 V   |
| Rated surge voltage (II/2)    | 2.5 kV  |
| Rated current                 | 10 A  |
| Legend (ratings)              | (III / 2) $\hat{=}$ Overvoltage category III / Pollution degree 2 |

### Ratings per UL

|                                |         |
|--------------------------------|---------|
| Approvals per                  | UL 1059 |
| Rated voltage UL (Use Group B) | 150 V   |
| Rated current UL (Use Group B) | 10 A    |
| Rated voltage UL (Use Group C) | 50 V    |
| Rated current UL (Use Group C) | 10 A    |

### Ratings per CSA

|                                 |       |
|---------------------------------|-------|
| Approvals per                   | CSA   |
| Rated voltage CSA (Use Group B) | 150 V |
| Rated current CSA (Use Group B) | 12 A  |

### Connection data

|                            |   |
|----------------------------|---|
| Total number of potentials | 8 |
| Number of connection types | 1 |
| Number of levels           | 2 |

### Connection 1

|             |   |
|-------------|---|
| Pole number | 8 |
|-------------|---|

### Physical data

|                         |                        |
|-------------------------|------------------------|
| Pin spacing             | 3.5 mm / 0.138 inches  |
| Width                   | 15.5 mm / 0.61 inches  |
| Height                  | 15.9 mm / 0.626 inches |
| Height from the surface | 13.5 mm / 0.531 inches |

Subject to changes. Please also observe the further product documentation!



|  |                          |
|--|--------------------------|
| Depth                                    | 13.3 mm / 0.524 inches   |
| Solder pin length                        | 2.4 mm                   |
| Solder pin dimensions                    | 0.8 x 0.8 mm             |
| Plated through-hole diameter (THR)       | 1.3 <sup>(+0.1)</sup> mm |
| Reel diameter of tape-and-reel packaging | 330 mm                   |
| Tape width                               | 32 mm                    |

### Mechanical Data

|                          |     |
|--------------------------|-----|
| Variable coding          | Yes |
| Anti-rotation protection | Yes |

### Plug-in connection

|                                      |                     |
|--------------------------------------|---------------------|
| Contact type (pluggable connector)   | Male connector/plug |
| Connector (connection type)          | for PCB             |
| Mismating protection                 | Yes                 |
| Plugging without loss of pin spacing | No                  |
| Mating direction to the PCB          | 90 °                |
| Locking of plug-in connection        | none                |

### PCB contact

|                                     |  |
|-------------------------------------|--|
| PCB contact                         | THR                                      |
| Solder pin arrangement              | over the entire male connector (in-line) |
| Number of solder pins per potential | 1  |

### Material data

|                             |  |
|-----------------------------|--|
| Note (material data)        | Information on material specifications can be found here |
| Color                       | black  |
| Material group              | I  |
| Insulation material         | Polyphthalamide (PPA GF)                                 |
| Flammability class per UL94 | V0   |
| Contact material            | Electrolytic copper (E <sub>Cu</sub> )                   |
| Contact plating             | Tin  |
| Weight                      | 2.3 g  |
| MSL per J-STD 020D          | 1  |

Subject to changes. Please also observe the further product documentation!

## Environmental requirements

|                         |                 |
|-------------------------|-----------------|
| Limit temperature range | -60 ... +100 °C |
| Processing temperature  | -35 ... +60 °C  |

## Commercial data



|                       |               |
|-----------------------|---------------|
| eCl@ss 10.0           | 27-44-04-02   |
| eCl@ss 9.0            | 27-44-04-02   |
| ETIM 8.0              | EC002637      |
| ETIM 7.0              | EC002637      |
| ECCN                  | NO DATA       |
| PU (SPU)              | 120 pcs       |
| Packaging type        | bag           |
| Country of origin     | DE            |
| GTIN                  | 4055143778244 |
| Customs tariff number | 85366930000   |

## Environmental Product Compliance

|                        |                         |
|------------------------|-------------------------|
| RoHS Compliance Status | Compliant, No Exemption |
|------------------------|-------------------------|

## Approvals / Certificates

### General approvals

| Logo   | Approval                              | Additional Approval Text | Certificate name |
|--|---------------------------------------|--------------------------|------------------|
|  | CSA<br>CSA Group                      | C22.2                    | 2315087          |
|  | KEMA/KEUR<br>DEKRA Certification B.V. | EN 61984                 | 71-<br>126089    |

## Counterpart



### Item no.713-1104

1-conductor female connector, 2-row; CAGE CLAMP®; 1.5 mm<sup>2</sup>; Pin spacing 3.5 mm; 8-pole; 100% protected against mismatching; 1,50 mm<sup>2</sup>; black

[www.wago.com/713-1104](http://www.wago.com/713-1104)

Subject to changes. Please also observe the further product documentation!

WAGO GmbH & Co. KG  
Hansastr. 27  
32423 Minden  
Phone: +49571 887-0 | Fax: +49571 887-169  
Email: [info.de@wago.com](mailto:info.de@wago.com) | Web: [www.wago.com](http://www.wago.com)

Do you have any questions about our products?  
We are always happy to take your call at +49 (571) 887-44222.



## Downloads

### Documentation

#### Additional Information

|                        |            |          |          |
|------------------------|------------|----------|----------|
| Technical Section      | 2019 Apr 3 | pdf      | Download |
| Technical explanations |            | 2.1 MB   |          |
| THR Soldering Process  |            | pdf      | Download |
|                        |            | 548.2 kB |          |

## CAD/CAE-Data

### CAD data

|                                       |     |          |
|---------------------------------------|-----|----------|
| 2D/3D Models 713-1404/105-000/997-405 | URL | Download |
|---------------------------------------|-----|----------|

### Asset Administration Shell

|   |     |          |
|---|-----|----------|
| Asset Administration Shell 713-1404/105-000/997-405 | URL | Download |
|---|-----|----------|

### PCB Design

|   |     |          |
|---|-----|----------|
| Symbol and Footprint via Ultra Librarian 713-1404/105-000/997-405 | URL | Download |
|---|-----|----------|

CAX data for your PCB design, consisting of "schematic symbols and PCB footprints", allow easy integration of the WAGO component into your development environment.

#### Supported formats:

- Accel EDA 14 & 15
- Altair
- Altium 6 to current version
- Autodesk Fusion 360
- Cadence Allegro
- DesignSpark
- Eagle Libraries
- KiCad
- Mentor Graphics
- BoardStation
- Mentor Graphics Design Architect
- Mentor Graphics Design
- Expedition 99 and 2000
- OrCAD 9.X PCB and Capture

Subject to changes. Please also observe the further product documentation!



- PADS PowerPCB 3, 3.5, 4.X, and 5.X
- PADS PowerPCB and PowerLogic 3.0
- PCAD 2000, 2001, 2002, 2004, and 2006
- Pulsonix 8.5 or newer
- STL
- 3D STEP
- TARGET 3001!
- View Logic ViewDraw
- Quadcept
- Zuken CadStar 3 and 4
- Zuken CR-5000 and CR-8000
- Zuken eCADSTAR 2020 and 2021Zuken CR-5000 and CR-8000

PCB Component Libraries (EDA), PCB CAD Library Ultra Librarian

---

Symbol and Footprint via SamacSys 713-1404/105-000/997-405

URL

Download

CAX data for your PCB design, consisting of "schematic symbols and PCB footprints", allow easy integration of the WAGO component into your development environment.

Supported formats:

- 3D (stp)
- Altium
- CADSTAR
- Capture
- CircuitStudio
- CR-5000
- CR-8000
- DEHDL
- DesignSpark PCB
- DesignSpark PCB PRO
- DipTrace
- EAGLE
- Easy-PC
- EasyEDA
- eCADSTAR
- KiCad
- OrCAD\_Allegro16
- PADS

Subject to changes. Please also observe the further product documentation!

---

WAGO GmbH & Co. KG

Hansastr. 27

32423 Minden

Phone: +49571 887-0 | Fax: +49571 887-169

Email: [info.de@wago.com](mailto:info.de@wago.com) | Web: [www.wago.com](http://www.wago.com)

Do you have any questions about our products?

We are always happy to take your call at +49 (571) 887-44222.

- Proteus
- Pulsonix
- Quadcept
- SOLIDWORKS PCB
- TARGET 3001!
- xDX Designer
- Xpedition

PCB Component Libraries (EDA), PCB CAD Library SamacSys Electronic Component Search Engine

---

## Environmental Product Compliance

### Compliance Search

Environmental Product Compliance 713-1404/105-000/997-405

[URL](#)


[Download](#)

THR male header, 2-row; 0.8 x 0.8 mm solder pin; straight; 100% protected against mismatching; in tape-and-reel packaging; Pin spacing 3.5 mm; 8-pole; black

---

## Installation Notes

### Coding



Coding a male header by inserting a coding pin.

## Product family

**MCS MINI HD**

[Show all products from the family](#)

Subject to changes. Please also observe the further product documentation!

---

WAGO GmbH & Co. KG

Hansastr. 27

32423 Minden

Phone: +49571 887-0 | Fax: +49571 887-169

Email: [info.de@wago.com](mailto:info.de@wago.com) | Web: [www.wago.com](http://www.wago.com)

Do you have any questions about our products?

We are always happy to take your call at +49 (571) 887-44222.