


Data sheet | Item number: 2022-108/000-037

1-conductor female connector; Push-in CAGE CLAMP®; 4 mm<sup>2</sup>; Pin spacing 5.2 mm; 8-pole; 4,00 mm<sup>2</sup>; gray

[www.wago.com/2022-108/000-037](http://www.wago.com/2022-108/000-037)



## Data Notes

Safety information

According to EN 61984, pluggable connectors without current interrupting capacity must not be mated or unmated when live or under load.

## Electrical data

Subject to changes. Please also observe the further product documentation!

WAGO GmbH & Co. KG  
Hansastr. 27  
32423 Minden  
Phone: +49571 887-0 | Fax: +49571 887-169  
Email: [info.de@wago.com](mailto:info.de@wago.com) | Web: [www.wago.com](http://www.wago.com)

Do you have any questions about our products?  
We are always happy to take your call at +49 (571) 887-44222.

## Ratings per IEC/EN

|   |   |
|---|---|
| Ratings per   | IEC/EN 61984  |
| Nominal voltage (III/3)                                   | 690 V   |
| Rated impulse voltage (III/3)                             | 6 kV  |
| Rated current   | 24 A  |
| Current at conductor cross-section (max.) mm <sup>2</sup> | 32 A  |
| Legend (ratings)  | (III / 3) $\hat{=}$ Overvoltage category III / Pollution degree 3 |

## Ratings per UL

|                                |         |
|--------------------------------|---------|
| Approvals per                  | UL 1059 |
| Rated voltage UL (Use Group B) | 600 V   |
| Rated current UL (Use Group B) | 20 A    |
| Rated voltage UL (Use Group C) | 600 V   |
| Rated current UL (Use Group C) | 20 A    |

## Ratings per CSA

|                                 |                 |
|---------------------------------|-----------------|
| Approvals per                   | CSA 22.2 No 158 |
| Rated voltage CSA (Use Group C) | 600 V           |
| Rated current CSA (Use Group C) | 20 A            |

## Connection data

|                            |   |
|----------------------------|---|
| Connection points          | 8 |
| Total number of potentials | 8 |

## Connection 1

|  |   |
|--|---|
| Connection technology                                      | Push-in CAGE CLAMP <sup>®</sup>                               |
| Actuation type   | Operating tool  |
| Connectable conductor materials                            | Copper  |
| Nominal cross-section                                      | 2.5 mm <sup>2</sup>   |
| Solid conductor  | 0.25 ... 4 mm <sup>2</sup> / 22 ... 12 AWG                    |
| Solid conductor; push-in termination                       | 0.75 ... 4 mm <sup>2</sup> / 18 ... 12 AWG                    |
| Fine-stranded conductor                                    | 0.25 ... 4 mm <sup>2</sup> / 22 ... 12 AWG                    |
| Fine-stranded conductor; with insulated ferrule            | 0.25 ... 2.5 mm <sup>2</sup> / 22 ... 14 AWG                  |
| Fine-stranded conductor; with ferrule; push-in termination | 1 ... 2.5 mm <sup>2</sup> / 18 ... 14 AWG                     |
| Note (conductor cross-section)                             | Depending on the conductor characteristic, a conductor with a |

Subject to changes. Please also observe the further product documentation!



smaller cross-section can also be inserted via push-in termination.

|                  |                                     |
|------------------|-------------------------------------|
| Strip length     | 10 ... 12 mm / 0.39 ... 0.47 inches |
| Pole number      | 8                                   |
| Wiring direction | Front-entry wiring                  |

### Physical data

|              |                        |
|--------------|------------------------|
| Width        | 41.6 mm / 1.638 inches |
| Height       | 40.5 mm / 1.594 inches |
| Depth        | 22.4 mm / 0.882 inches |
| Module width | 5.2 mm / 0.205 inches  |

### Mechanical Data

|                          |              |
|--------------------------|--------------|
| Variable coding          | Yes          |
| Marking level            | Side marking |
| Anti-rotation protection | Yes          |

### Plug-in connection

|                                      |                         |
|--------------------------------------|-------------------------|
| Contact type (pluggable connector)   | Female connector/socket |
| Connector (connection type)          | for conductor           |
| Mismatching protection               | No                      |
| Plugging without loss of pin spacing | Yes                     |

### Material data

|                             |  |
|-----------------------------|--|
| Note (material data)        | Information on material specifications can be found here |
| Color                       | green-yellow/gray  |
| Material group              | I  |
| Insulation material         | Polyamide (PA66)   |
| Flammability class per UL94 | V0   |
| Fire load                   | 0.431 MJ   |
| Weight                      | 26.6 g   |

### Environmental requirements

|                                  |                 |
|----------------------------------|-----------------|
| Processing temperature           | -35 ... +85 °C  |
| Continuous operating temperature | -60 ... +105 °C |

Subject to changes. Please also observe the further product documentation!

WAGO GmbH & Co. KG  
 Hansastr. 27  
 32423 Minden  
 Phone: +49571 887-0 | Fax: +49571 887-169  
 Email: [info.de@wago.com](mailto:info.de@wago.com) | Web: [www.wago.com](http://www.wago.com)

Do you have any questions about our products?  
 We are always happy to take your call at +49 (571) 887-44222.

## Commercial data


|                       |                   |
|-----------------------|-------------------|
| Product Group         | 18 (X-COM-System) |
| eCl@ss 10.0           | 27-14-11-06       |
| eCl@ss 9.0            | 27-14-11-06       |
| ETIM 8.0              | EC001284          |
| ETIM 7.0              | EC001284          |
| ECCN                  | NO DATA           |
| PU (SPU)              | 50 pcs            |
| Packaging type        | Box               |
| Country of origin     | DE                |
| GTIN                  | 4045454913021     |
| Customs tariff number | 85366990990       |

## Environmental Product Compliance

|                        |                         |
|------------------------|-------------------------|
| RoHS Compliance Status | Compliant, No Exemption |
|------------------------|-------------------------|



## Approvals / Certificates

### General approvals


| Logo   | Approval                        | Additional Approval Text | Certificate name |
|--|---------------------------------|--------------------------|------------------|
|  | CSA<br>DEKRA Certification B.V. | C22.2 No. 158            | 2437422          |

## Optional accessories










### Locking levers

| Locking system   |  |  |
|--|--|--|
|  | <b>Item no.: 2022-151</b><br>Locking lever; gray   | <a href="http://www.wago.com/2022-151">www.wago.com/2022-151</a> |
|  | <b>Item no.: 2022-152</b><br>Locking lever; orange | <a href="http://www.wago.com/2022-152">www.wago.com/2022-152</a> |

### Ferrule

| Ferrule   |  |  |
|---|--|--|
|  | <b>Item no.: 216-241</b><br>Ferrule; Sleeve for 0.5 mm <sup>2</sup> / 20 AWG; insulated; electro-tin plated; electrolytic copper; gastight crimped; acc. to DIN 46228, Part 4/09.90; white | <a href="http://www.wago.com/216-241">www.wago.com/216-241</a> |
|   | <b>Item no.: 216-242</b>   |  |

Subject to changes. Please also observe the further product documentation!

|  |  |  |
|--|--|--|
|   | Ferrule; Sleeve for 0.75 mm <sup>2</sup> / 18 AWG; insulated; electro-tin plated; electrolytic copper; gastight crimped; acc. to DIN 46228, Part 4/09.90; gray                             | <a href="http://www.wago.com/216-242">www.wago.com/216-242</a> |
|   | <b>Item no.: 216-243</b><br>Ferrule; Sleeve for 1 mm <sup>2</sup> / AWG 18; insulated; electro-tin plated; electrolytic copper; gastight crimped; acc. to DIN 46228, Part 4/09.90; red     | <a href="http://www.wago.com/216-243">www.wago.com/216-243</a> |
|   | <b>Item no.: 216-244</b><br>Ferrule; Sleeve for 1.5 mm <sup>2</sup> / AWG 16; insulated; electro-tin plated; electrolytic copper; gastight crimped; acc. to DIN 46228, Part 4/09.90; black | <a href="http://www.wago.com/216-244">www.wago.com/216-244</a> |
|   | <b>Item no.: 216-263</b><br>Ferrule; Sleeve for 1 mm <sup>2</sup> / AWG 18; insulated; electro-tin plated; electrolytic copper; gastight crimped; acc. to DIN 46228, Part 4/09.90; red     | <a href="http://www.wago.com/216-263">www.wago.com/216-263</a> |
|   | <b>Item no.: 216-246</b><br>Ferrule; Sleeve for 2.5 mm <sup>2</sup> / AWG 14; insulated; electro-tin plated; electrolytic copper; gastight crimped; acc. to DIN 46228, Part 4/09.90; blue  | <a href="http://www.wago.com/216-246">www.wago.com/216-246</a> |
|   | <b>Item no.: 216-266</b><br>Ferrule; Sleeve for 2.5 mm <sup>2</sup> / AWG 14; insulated; electro-tin plated; electrolytic copper; gastight crimped; acc. to DIN 46228, Part 4/09.90; blue  | <a href="http://www.wago.com/216-266">www.wago.com/216-266</a> |
|   | <b>Item no.: 216-264</b><br>Ferrule; Sleeve for 1.5 mm <sup>2</sup> / AWG 16; insulated; electro-tin plated; electrolytic copper; gastight crimped; acc. to DIN 46228, Part 4/09.90; black | <a href="http://www.wago.com/216-264">www.wago.com/216-264</a> |
|   | <b>Item no.: 216-286</b><br>Ferrule; Sleeve for 2.5 mm <sup>2</sup> / AWG 14; insulated; electro-tin plated; electrolytic copper; gastight crimped; acc. to DIN 46228, Part 4/09.90; blue  | <a href="http://www.wago.com/216-286">www.wago.com/216-286</a> |
|  | <b>Item no.: 216-262</b><br>Ferrule; Sleeve for 0.75 mm <sup>2</sup> / 18 AWG; insulated; electro-tin plated; electrolytic copper; gastight crimped; acc. to DIN 46228, Part 4/09.90; gray | <a href="http://www.wago.com/216-262">www.wago.com/216-262</a> |

**Strain relief**

Strain relief plate

**Item no.: 734-326**

Strain relief plate; for female and male connectors; 35 mm wide; 1 part; gray

[www.wago.com/734-326](http://www.wago.com/734-326)**Insulation stop**

Insulation stop

**Item no.: 2002-171**Insulation stop; 0.25 - 0.5 mm<sup>2</sup>; 5 pieces/strip; light gray[www.wago.com/2002-171](http://www.wago.com/2002-171)**Item no.: 2002-172**Insulation stop; 0.75 - 1 mm<sup>2</sup>; 5 pieces/strip; dark gray[www.wago.com/2002-172](http://www.wago.com/2002-172)**Tool**

Operating tool

Subject to changes. Please also observe the further product documentation!

WAGO GmbH &amp; Co. KG

Hansastr. 27

32423 Minden

Phone: +49571 887-0 | Fax: +49571 887-169

Email: [info.de@wago.com](mailto:info.de@wago.com) | Web: [www.wago.com](http://www.wago.com)

Do you have any questions about our products?

We are always happy to take your call at +49 (571) 887-44222.



**Item no.:** 210-720

Operating tool; Blade: 3.5 x 0.5 mm; with a partially insulated shaft; multicoloured

---

### Protective warning marker

Cover



**Item no.:** 2002-115

Protective warning marker; for 5 terminal blocks; with high-voltage symbol, black; yellow

[www.wago.com/2002-115](http://www.wago.com/2002-115)

---

### Screwless end stop

Mounting accessories



**Item no.:** 249-117

Screwless end stop; 10 mm wide; for DIN-rail 35 x 15 and 35 x 7.5; gray

[www.wago.com/249-117](http://www.wago.com/249-117)

---

### Marking accessories

Marking strip



**Item no.:** 2009-110

Marking strips; for Smart Printer; on reel; not stretchable; plain; snap-on type; white

[www.wago.com/2009-110](http://www.wago.com/2009-110)



**Item no.:** 210-831

Marking strips; on reel; 2.3 mm wide; plain; Self-adhesive; white

[www.wago.com/210-831](http://www.wago.com/210-831)



**Item no.:** 210-833

Marking strips; 25 m on roll; 6 mm wide; plain; Self-adhesive; white

[www.wago.com/210-833](http://www.wago.com/210-833)



**Item no.:** 210-834

Marking strips; on reel; 5 mm wide; plain; Self-adhesive; white

[www.wago.com/210-834](http://www.wago.com/210-834)



**Item no.:** 210-832

Marking strips; on reel; 3 mm wide; plain; Self-adhesive; white

[www.wago.com/210-832](http://www.wago.com/210-832)

Label



**Item no.:** 210-805

Labels; for Smart Printer; permanent adhesive; 6 x 15 mm; white

[www.wago.com/210-805](http://www.wago.com/210-805)



**Item no.:** 210-805/000-002

Labels; for Smart Printer; permanent adhesive; 6 x 15 mm; yellow

[www.wago.com/210-805/000-002](http://www.wago.com/210-805/000-002)

Marker

Subject to changes. Please also observe the further product documentation!

WAGO GmbH & Co. KG

Hansastr. 27

32423 Minden

Phone: +49571 887-0 | Fax: +49571 887-169

Email: [info.de@wago.com](mailto:info.de@wago.com) | Web: [www.wago.com](http://www.wago.com)

Do you have any questions about our products?

We are always happy to take your call at +49 (571) 887-44222.



Item no.: 2009-115

WMB-Inline; for Smart Printer; 1500 pieces on roll; stretchable 5 - 5.2 mm; plain; snap-on type; white

[www.wago.com/2009-115](http://www.wago.com/2009-115)



Item no.: 793-5501

WMB marking card; as card; for terminal block width 5 - 17.5 mm; stretchable 5 - 5.2 mm; plain; snap-on type; white

[www.wago.com/793-5501](http://www.wago.com/793-5501)

## Downloads

### Documentation

#### Bid Text

|                                 |             |               |          |
|---------------------------------|-------------|---------------|----------|
| 2022-108/000-037<br>X81 - Datei | 2019 May 17 | xml<br>4.3 kB | Download |
|---------------------------------|-------------|---------------|----------|

|                                  |             |                 |          |
|----------------------------------|-------------|-----------------|----------|
| 2022-108/000-037<br>docx - Datei | 2019 May 14 | docx<br>15.8 kB | Download |
|----------------------------------|-------------|-----------------|----------|

#### Additional Information

|  |  |               |          |
|--|--|---------------|----------|
|  |  | pdf<br>2.3 MB | Download |
|--|--|---------------|----------|

## CAD/CAE-Data

### CAD data

|                               |  |     |          |
|-------------------------------|--|-----|----------|
| 2D/3D Models 2022-108/000-037 |  | URL | Download |
|-------------------------------|--|-----|----------|

### CAE data

|                                    |  |     |          |
|------------------------------------|--|-----|----------|
| EPLAN Data Portal 2022-108/000-037 |  | URL | Download |
|------------------------------------|--|-----|----------|

|                                 |  |     |          |
|---------------------------------|--|-----|----------|
| WSCAD Universe 2022-108/000-037 |  | URL | Download |
|---------------------------------|--|-----|----------|

|                               |  |     |          |
|-------------------------------|--|-----|----------|
| ZUKEN Portal 2022-108/000-037 |  | URL | Download |
|-------------------------------|--|-----|----------|

|                                    |  |     |          |
|------------------------------------|--|-----|----------|
| EPLAN Data Portal 2022-108/000-037 |  | URL | Download |
|------------------------------------|--|-----|----------|

|                                 |  |     |          |
|---------------------------------|--|-----|----------|
| WSCAD Universe 2022-108/000-037 |  | URL | Download |
|---------------------------------|--|-----|----------|

### Asset Administration Shell

|   |  |     |          |
|---|--|-----|----------|
| Asset Administration Shell 2022-108/000-037 |  | URL | Download |
|---|--|-----|----------|

Subject to changes. Please also observe the further product documentation!

## Environmental Product Compliance

### Compliance Search

Environmental Product Compliance 2022-108/000-037

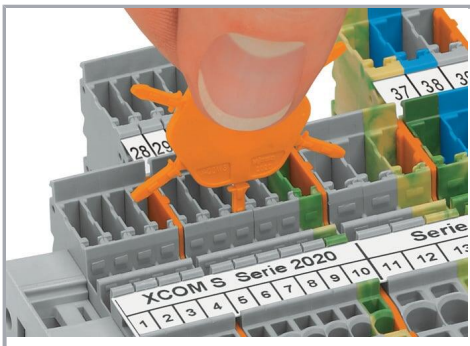
URL

Download

1-conductor female connector; Push-in CAGE CLAMP®; 4 mm²; Pin spacing 5.2 mm;  
8-pole; 4,00 mm²; gray

## Installation Notes

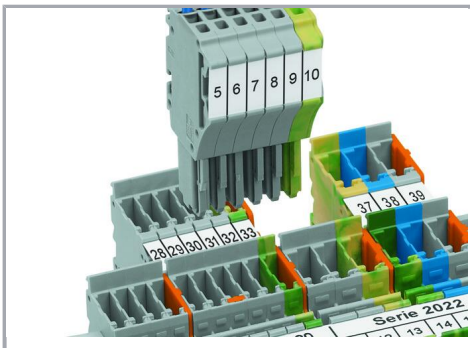
### Coding



Insert coding pin into the corresponding slot and twist it off.



Coding a female plug: remove coding finger using a suitable tool.



Insert coded female plug into X-COM®S-SYSTEM terminal block assembly.

## Product family

### X-COM S

[Show all products from the family](#)

Subject to changes. Please also observe the further product documentation!

WAGO GmbH & Co. KG

Hansastr. 27

32423 Minden

Phone: +49571 887-0 | Fax: +49571 887-169

Email: [info.de@wago.com](mailto:info.de@wago.com) | Web: [www.wago.com](http://www.wago.com)

Do you have any questions about our products?

We are always happy to take your call at +49 (571) 887-44222.