


**Data sheet | Item number: 769-109/021-000**

1-conductor female connector; CAGE CLAMP®; 4 mm<sup>2</sup>; Pin spacing 5 mm; 9-pole; coding finger; Lateral locking levers; 4,00 mm<sup>2</sup>; gray

[www.wago.com/769-109/021-000](http://www.wago.com/769-109/021-000)



**Data**

**Notes**

Safety information

According to EN 61984, pluggable connectors without current interrupting capacity must not be mated or unmated when live or under load.

**Electrical data**

**Ratings per IEC/EN**

Ratings per	IEC/EN 61984
Nominal voltage (III/3)	500 V
Rated impulse voltage (III/3)	6 kV
Rated current	32 A

Subject to changes. Please also observe the further product documentation!

WAGO GmbH & Co. KG  
Hansastr. 27  
32423 Minden  
Phone: +49571 887-0 | Fax: +49571 887-169  
Email: [info.de@wago.com](mailto:info.de@wago.com) | Web: [www.wago.com](http://www.wago.com)

Do you have any questions about our products?  
We are always happy to take your call at +49 (571) 887-44222.



Legend (ratings)

(III / 3) ≙ Overvoltage category III / Pollution degree 3

## Connection data

Connection points	9
Total number of potentials	9

## Connection 1

Connection technology	CAGE CLAMP®
Actuation type	Operating tool
Connectable conductor materials	Copper
Nominal cross-section	4 mm <sup>2</sup> / 12 AWG
Solid conductor	0.08 ... 4 mm <sup>2</sup> / 28 ... 12 AWG
Fine-stranded conductor	0.08 ... 4 mm <sup>2</sup> / 28 ... 12 AWG
Strip length	8 ... 9 mm / 0.31 ... 0.35 inches
Pole number	9
Wiring direction	Front-entry wiring

## Physical data

Width	60 mm / 2.386 inches
Height	45.2 mm / 1.78 inches
Depth	18.3 mm / 0.72 inches
Module width	5 mm / 0.197 inches

## Mechanical Data

Variable coding	Yes
Direct ground contact to DIN-rail/drilled hole/housing	No
Marking level	Side marking
Anti-rotation protection	Yes

## Plug-in connection

Contact type (pluggable connector)	Female connector/socket
Connector (connection type)	for conductor
Mismating protection	No
Plugging without loss of pin spacing	Yes
Locking lever	Yes

Subject to changes. Please also observe the further product documentation!



## Material data

Note (material data)

Information on material specifications can be found here

Color	gray
Material group	I
Insulation material	Polyamide (PA66)
Flammability class per UL94	V0
Fire load	0.636 MJ
Halogen-free	Yes
Weight	30 g

## Environmental requirements

Processing temperature	-35 ... +85 °C
Continuous operating temperature	-60 ... +105 °C

## Commercial data

eCl@ss 10.0	27-14-11-06
eCl@ss 9.0	27-14-11-06
ETIM 8.0	EC001284
ETIM 7.0	EC001284
ECCN	NO DATA
PU (SPU)	20 pcs
Packaging type	box
Country of origin	DE
GTIN	4044918482226
Customs tariff number	85366990990

## Environmental Product Compliance

RoHS Compliance Status	Compliant, No Exemption
------------------------	-------------------------

## Approvals / Certificates

### General approvals

Logo	Approval	Additional Approval Text	Certificate name
	<b>CCA</b> DEKRA Certification B.V.	EN 60947	NTR NL- 7626

Subject to changes. Please also observe the further product documentation!



WAGO GmbH & Co. KG  
Hansastr. 27  
32423 Minden  
Phone: +49571 887-0 | Fax: +49571 887-169  
Email: [info.de@wago.com](mailto:info.de@wago.com) | Web: [www.wago.com](http://www.wago.com)

Do you have any questions about our products?  
We are always happy to take your call at +49 (571) 887-44222.

CCA

	CCA DEKRA Certification B.V.	EN 61984	2190419.02
	CCA DEKRA Certification B.V.	IEC 61984	NL-47799 /A1
	CSA CSA Group	C22.2	1101144
	KEMA/KEUR DEKRA Certification B.V.	EN 60947	2190419.01
	UL Underwriters Laboratories Inc.	UL 1977	E 45171
	UR Underwriters Laboratories Inc.	UL 1059	E45172

Declarations of conformity and manufacturer's declarations

Logo	Approval	Additional Approval Text	Certificate name
	EU-Declaration of Conformity WAGO GmbH & Co. KG	-	-
	UK-Declaration of Conformity WAGO GmbH & Co. KG	-	-

Approvals for marine applications

Logo	Approval	Additional Approval Text	Certificate name
	ABS American Bureau of Shipping	EN 60947	20- HG1941090-

Subject to changes. Please also observe the further product documentation!

**DNV GL**

Det Norske Veritas, Germanischer Lloyd

TAE00001V2

## Counterpart

**Item no.769-609**

1-conductor male connector; CAGE CLAMP®; 4 mm²; Pin spacing 5 mm; 9-pole; 4,00 mm²; gray

[www.wago.com/769-609](http://www.wago.com/769-609)**Item no.769-609/002-000**

1-conductor male connector; CAGE CLAMP®; 4 mm²; Pin spacing 5 mm; 9-pole; clamping collar; 4,00 mm²; gray

[www.wago.com/769-609/002-000](http://www.wago.com/769-609/002-000)**Item no.769-609/001-000**

1-conductor male connector; CAGE CLAMP®; 4 mm²; Pin spacing 5 mm; 9-pole; DIN-35 rail/panel mounting; Snap-in mounting feet; 4,00 mm²; gray

[www.wago.com/769-609/001-000](http://www.wago.com/769-609/001-000)**Item no.769-609/006-000**

1-conductor male connector; CAGE CLAMP®; 4 mm²; Pin spacing 5 mm; 9-pole; Snap-in flange; 4,00 mm²; gray

[www.wago.com/769-609/006-000](http://www.wago.com/769-609/006-000)**Item no.769-639**

THT male header; 1.0 x 1.0 mm solder pin; straight; Pin spacing 5 mm; 9-pole; gray

[www.wago.com/769-639](http://www.wago.com/769-639)**Item no.769-609/005-000**

1-conductor male connector; CAGE CLAMP®; 4 mm²; Pin spacing 5 mm; 9-pole; Snap-in flange; 4,00 mm²; gray

[www.wago.com/769-609/005-000](http://www.wago.com/769-609/005-000)**Item no.769-639/003-000**

THT male header; 1.0 x 1.0 mm solder pin; straight; clamping collar; Pin spacing 5 mm; 9-pole; gray

[www.wago.com/769-639/003-000](http://www.wago.com/769-639/003-000)**Item no.769-669/003-000**

THT male header; 1.0 x 1.0 mm solder pin; angled; clamping collar; Pin spacing 5 mm; 9-pole; gray

[www.wago.com/769-669/003-000](http://www.wago.com/769-669/003-000)**Item no.769-639/007-000**

THT male header; 1.0 x 1.0 mm solder pin; straight; clamping collar; Pin spacing 5 mm; 9-pole; gray

[www.wago.com/769-639/007-000](http://www.wago.com/769-639/007-000)

Subject to changes. Please also observe the further product documentation!

WAGO GmbH &amp; Co. KG

Hansastr. 27

32423 Minden

Phone: +49571 887-0 | Fax: +49571 887-169

Email: [info.de@wago.com](mailto:info.de@wago.com) | Web: [www.wago.com](http://www.wago.com)

Do you have any questions about our products?

We are always happy to take your call at +49 (571) 887-44222.



**Item no.769-639/004-000**

THT male header; 1.0 x 1.0 mm solder pin; straight; Feedthrough flange; Pin spacing 5 mm; 9-pole; gray

[www.wago.com/769-639/004-000](http://www.wago.com/769-639/004-000)



**Item no.769-669**

THT male header; 1.0 x 1.0 mm solder pin; angled; Pin spacing 5 mm; 9-pole; gray

[www.wago.com/769-669](http://www.wago.com/769-669)



**Item no.769-669/004-000**

THT male header; 1.0 x 1.0 mm solder pin; angled; Feedthrough flange; Pin spacing 5 mm; 9-pole; gray

[www.wago.com/769-669/004-000](http://www.wago.com/769-669/004-000)

## Optional accessories

### Cover

#### Cover



**Item no.: 769-436**

Jumper cover; for 1-conductor female plugs; for 5 poles; gray

[www.wago.com/769-436](http://www.wago.com/769-436)

### Jumpers

#### Jumper



**Item no.: 769-402**

Jumper; insulated; gray

[www.wago.com/769-402](http://www.wago.com/769-402)

### Marking accessories

#### Marking strip



**Item no.: 210-831**

Marking strips; on reel; 2.3 mm wide; plain; Self-adhesive; white

[www.wago.com/210-831](http://www.wago.com/210-831)



**Item no.: 210-834**

Marking strips; on reel; 5 mm wide; plain; Self-adhesive; white

[www.wago.com/210-834](http://www.wago.com/210-834)



**Item no.: 210-832**

Marking strips; on reel; 3 mm wide; plain; Self-adhesive; white

[www.wago.com/210-832](http://www.wago.com/210-832)

#### Label



**Item no.: 210-805**

Labels; for Smart Printer; permanent adhesive; 6 x 15 mm; white

[www.wago.com/210-805](http://www.wago.com/210-805)



**Item no.: 210-805/000-002**

Labels; for Smart Printer; permanent adhesive; 6 x 15 mm; yellow

[www.wago.com/210-805/000-002](http://www.wago.com/210-805/000-002)

#### Marker

Subject to changes. Please also observe the further product documentation!

WAGO GmbH & Co. KG

Hansastr. 27

32423 Minden


Phone: +49571 887-0 | Fax: +49571 887-169

Email: [info.de@wago.com](mailto:info.de@wago.com) | Web: [www.wago.com](http://www.wago.com)

Do you have any questions about our products?


We are always happy to take your call at +49 (571) 887-44222.

 **Item no.: 2009-145**  
Mini-WSB Inline; for Smart Printer; 1700 pieces on roll; stretchable 5 - 5.2 mm; plain; snap-on type; white [www.wago.com/2009-145](http://www.wago.com/2009-145)

 **Item no.: 248-501**  
Mini-WSB marking card; as card; not stretchable; plain; snap-on type; white [www.wago.com/248-501](http://www.wago.com/248-501)

**Protective warning marker**

Cover


 **Item no.: 280-415**  
Protective warning marker; for 5 terminal blocks; with high-voltage symbol, black; yellow [www.wago.com/280-415](http://www.wago.com/280-415)

**Ferrule**

Ferrule


 **Item no.: 216-101**  
Ferrule; Sleeve for 0.5 mm<sup>2</sup> / AWG 22; uninsulated; electro-tin plated; silver-colored [www.wago.com/216-101](http://www.wago.com/216-101)


 **Item no.: 216-104**  
Ferrule; Sleeve for 1.5 mm<sup>2</sup> / AWG 16; uninsulated; electro-tin plated; silver-colored [www.wago.com/216-104](http://www.wago.com/216-104)


 **Item no.: 216-102**  
Ferrule; Sleeve for 0.75 mm<sup>2</sup> / AWG 20; uninsulated; electro-tin plated; silver-colored [www.wago.com/216-102](http://www.wago.com/216-102)


 **Item no.: 216-103**  
Ferrule; Sleeve for 1 mm<sup>2</sup> / AWG 18; uninsulated; electro-tin plated [www.wago.com/216-103](http://www.wago.com/216-103)


 **Item no.: 216-203**  
Ferrule; Sleeve for 1 mm<sup>2</sup> / AWG 18; insulated; electro-tin plated; red [www.wago.com/216-203](http://www.wago.com/216-203)


 **Item no.: 216-206**  
Ferrule; Sleeve for 2.5 mm<sup>2</sup> / AWG 14; insulated; electro-tin plated; blue [www.wago.com/216-206](http://www.wago.com/216-206)

 **Item no.: 216-202**  
Ferrule; Sleeve for 0.75 mm<sup>2</sup> / 18 AWG; insulated; electro-tin plated; gray [www.wago.com/216-202](http://www.wago.com/216-202)

 **Item no.: 216-204**  
Ferrule; Sleeve for 1.5 mm<sup>2</sup> / AWG 16; insulated; electro-tin plated; black [www.wago.com/216-204](http://www.wago.com/216-204)


 **Item no.: 216-201**  
Ferrule; Sleeve for 0.5 mm<sup>2</sup> / 20 AWG; insulated; electro-tin plated; white [www.wago.com/216-201](http://www.wago.com/216-201)

 **Item no.: 216-301**  
Ferrule; Sleeve for 0.25 mm<sup>2</sup> / AWG 24; insulated; electro-tin plated; yellow [www.wago.com/216-301](http://www.wago.com/216-301)

 **Item no.: 216-302**  
Ferrule; Sleeve for 0.34 mm<sup>2</sup> / 22 AWG; insulated; electro-tin plated; light turquoise [www.wago.com/216-302](http://www.wago.com/216-302)

**Strain relief**

Strain relief

 **Item no.: 769-1609**  
Strain relief housing; for female and male connectors; 2 parts; Pin spacing 5 mm; 9-pole; gray [www.wago.com/769-1609](http://www.wago.com/769-1609)

Subject to changes. Please also observe the further product documentation!



Item no.: 769-413

Strain relief plate; for female and male connectors; 1 part; Pin spacing 5 mm; 6- to 9-pole; gray

[www.wago.com/769-413](http://www.wago.com/769-413)

### Testing and measuring

#### Testing accessories



Item no.: 210-136

Test plug; 2 mm Ø; with 500 mm cable; red

[www.wago.com/210-136](http://www.wago.com/210-136)

### Locking levers

#### Locking system



Item no.: 769-430

Locking lever; for female connectors; 1 part; Pin spacing 5 mm; 2-pole; gray

[www.wago.com/769-430](http://www.wago.com/769-430)



Item no.: 769-431

Locking lever; for female connectors; 1 part; Pin spacing 5 mm; 2-pole; orange

[www.wago.com/769-431](http://www.wago.com/769-431)

### Tool

#### Operating tool



Item no.: 210-490

Operating tool

[www.wago.com/210-490](http://www.wago.com/210-490)



Item no.: 769-434

Operating tool; made of insulating material; 1-way; loose; white

[www.wago.com/769-434](http://www.wago.com/769-434)

### Insulation stop

#### Insulation stop



Item no.: 769-470

Insulation stop; 0.08 - 0.2 mm<sup>2</sup> "s" (0.14 mm<sup>2</sup> "f-st"); 5 pieces/strip; white

[www.wago.com/769-470](http://www.wago.com/769-470)



Item no.: 769-471

Insulation stop; 0.25 - 0.5 mm<sup>2</sup>; 5 pieces/strip; light gray

[www.wago.com/769-471](http://www.wago.com/769-471)



Item no.: 769-472

Insulation stop; 0.75 - 1 mm<sup>2</sup>; 5 pieces/strip; dark gray

[www.wago.com/769-472](http://www.wago.com/769-472)

## Downloads

### Documentation

#### Bid Text

769-109/021-000

2019 Feb 19

xml

Download

X81 - Datei

3.3 kB

Subject to changes. Please also observe the further product documentation!

WAGO GmbH & Co. KG

Hansastr. 27

32423 Minden

Phone: +49571 887-0 | Fax: +49571 887-169

Email: [info.de@wago.com](mailto:info.de@wago.com) | Web: [www.wago.com](http://www.wago.com)

Do you have any questions about our products?

We are always happy to take your call at +49 (571) 887-44222.





769-109/021-000

2017 Oct 4

doc  
25.6 kB

Download

doc - Datei

---

#### Additional Information

pdf  
2.3 MB

Download

---

### CAD/CAE-Data

#### CAD data

2D/3D Models 769-109/021-000

URL

Download

#### CAE data

EPLAN Data Portal 769-109/021-000

URL

Download

WSCAD Universe 769-109/021-000

URL

Download

ZUKEN Portal 769-109/021-000

URL

Download

WSCAD Universe 769-109/021-000

URL

Download

EPLAN Data Portal 769-109/021-000

URL

Download

#### Asset Administration Shell

Asset Administration Shell 769-109/021-000

URL

Download

---

### Environmental Product Compliance

#### Compliance Search

Environmental Product Compliance 769-109/021-000

URL

Download

1-conductor female connector; CAGE CLAMP®; 4 mm<sup>2</sup>; Pin spacing 5 mm; 9-pole;  
coding finger; Lateral locking levers; 4,00 mm<sup>2</sup>; gray

---

### Installation Notes

#### Conductor termination

Subject to changes. Please also observe the further product documentation!

---

WAGO GmbH & Co. KG

Hansastr. 27


32423 Minden

Phone: +49571 887-0 | Fax: +49571 887-169

Email: [info.de@wago.com](mailto:info.de@wago.com) | Web: [www.wago.com](http://www.wago.com)

Do you have any questions about our products?

We are always happy to take your call at +49 (571) 887-44222.




#### CAGE CLAMP® connection

Female plug: Inserting/removing a conductor via operating tool.


Operation 90° to conductor is also possible.

With ferruled conductors, it is necessary to use a terminal block one size smaller than the conductor's nominal cross-section.

#### Commoning



Commoning 1-conductor female plugs via miniature adjacent jumpers.



Jumper cover for 1-conductor female plugs


#### Coding

Subject to changes. Please also observe the further product documentation!




Coding a female plug by removing coding finger(s) via cutting tool. Do not remove the first and last coding fingers or use an additional locking lever.

#### Locking system




Locking/releasing a lever.

#### Strain relief




Removing a female plug via conductor bundle provided with strain relief plate.

Subject to changes. Please also observe the further product documentation!




Male header with mounting flanges  
1-conductor female plug with lateral locking levers



Male header and 1-conductor female plug with lateral locking levers

### Marking



Labeling a female plug with CAGE CLAMP® connection via Mini-WSB Quick Markers.

### Product family

**X-COM**

[Show all products from the family](#)

Subject to changes. Please also observe the further product documentation!