


**Data sheet | Item number: 769-103/021-000**

1-conductor female connector; CAGE CLAMP®; 4 mm<sup>2</sup>; Pin spacing 5 mm; 3-pole; coding finger; Lateral locking levers; 4,00 mm<sup>2</sup>; gray



[www.wago.com/769-103/021-000](http://www.wago.com/769-103/021-000)



**Data**

**Notes**

Safety information

According to EN 61984, pluggable connectors without current interrupting capacity must not be mated or unmated when live or under load.

**Electrical data**

**Ratings per IEC/EN**

Ratings per	IEC/EN 61984
Nominal voltage (III/3)	500 V
Rated impulse voltage (III/3)	6 kV
Rated current	32 A

Subject to changes. Please also observe the further product documentation!

WAGO GmbH & Co. KG  
Hansastr. 27  
32423 Minden  
Phone: +49571 887-0 | Fax: +49571 887-169  
Email: [info.de@wago.com](mailto:info.de@wago.com) | Web: [www.wago.com](http://www.wago.com)

Do you have any questions about our products?  
We are always happy to take your call at +49 (571) 887-44222.



Legend (ratings)

(III / 3)  $\hat{=}$  Overvoltage category III / Pollution degree 3

## Connection data

Connection points	3
Total number of potentials	3

## Connection 1

Connection technology	CAGE CLAMP®
Actuation type	Operating tool
Connectable conductor materials	Copper
Nominal cross-section	4 mm <sup>2</sup> / 12 AWG
Solid conductor	0.08 ... 4 mm <sup>2</sup> / 28 ... 12 AWG
Fine-stranded conductor	0.08 ... 4 mm <sup>2</sup> / 28 ... 12 AWG
Strip length	8 ... 9 mm / 0.31 ... 0.35 inches
Pole number	3
Wiring direction	Front-entry wiring

## Physical data

Width	30 mm / 1.205 inches
Height	45.2 mm / 1.78 inches
Depth	18.3 mm / 0.72 inches
Module width	5 mm / 0.197 inches

## Mechanical Data

Variable coding	Yes
Direct ground contact to DIN-rail/drilled hole/housing	No
Marking level	Side marking
Anti-rotation protection	Yes

## Plug-in connection

Contact type (pluggable connector)	Female connector/socket
Connector (connection type)	for conductor
Mismating protection	No
Plugging without loss of pin spacing	Yes
Locking lever	Yes

Subject to changes. Please also observe the further product documentation!



## Material data

Note (material data)

Information on material specifications can be found here

Color	gray
Material group	I
Insulation material	Polyamide (PA66)
Flammability class per UL94	V0
Fire load	0.27 MJ
Halogen-free	Yes
Weight	11.1 g

## Environmental requirements

Processing temperature	-35 ... +85 °C
Continuous operating temperature	-60 ... +105 °C

## Commercial data

Product Group	18 (X-COM-System)
eCl@ss 10.0	27-14-11-06
eCl@ss 9.0	27-14-11-06
ETIM 8.0	EC001284
ETIM 7.0	EC001284
ECCN	NO DATA
PU (SPU)	25 pcs
Packaging type	box
Country of origin	DE
GTIN	4044918481007
Customs tariff number	85366990990

## Environmental Product Compliance

RoHS Compliance Status	Compliant, No Exemption
------------------------	-------------------------

## Approvals / Certificates



### General approvals

Logo	Approval	Additional Approval Text	Certificate name
	CCA	IEC 61984	NL-47799

Subject to changes. Please also observe the further product documentation!

	DEKRA Certification B.V.		/A1
	CCA DEKRA Certification B.V.	EN 60947	NTR NL-7626
	CCA DEKRA Certification B.V.	EN 61984	2190419.02
	CSA CSA Group	C22.2	1101144
	KEMA/KEUR DEKRA Certification B.V.	EN 60947	2190419.01
	UL Underwriters Laboratories Inc.	UL 1977	E 45171
	UR Underwriters Laboratories Inc.	UL 1059	E45172

**Declarations of conformity and manufacturer's declarations**

Logo	Approval	Additional Approval Text	Certificate name
	EU-Declaration of Conformity WAGO GmbH & Co. KG	-	-
	UK-Declaration of Conformity WAGO GmbH & Co. KG	-	-

**Approvals for marine applications**

Logo	Approval	Additional Approval Text	Certificate name
	ABS American Bureau of Shipping	EN 60947	20-HG1941090-PDA

Subject to changes. Please also observe the further product documentation!



DNV GL

Det Norske Veritas, Germanischer Lloyd

TAE00001V2

## Counterpart



Item no.769-603

1-conductor male connector; CAGE CLAMP®; 4 mm<sup>2</sup>; Pin spacing 5 mm; 3-pole; 4,00 mm<sup>2</sup>; gray[www.wago.com/769-603](http://www.wago.com/769-603)

Item no.769-603/001-000

1-conductor male connector; CAGE CLAMP®; 4 mm<sup>2</sup>; Pin spacing 5 mm; 3-pole; DIN-35 rail/panel mounting; Snap-in mounting feet; 4,00 mm<sup>2</sup>; gray[www.wago.com/769-603/001-000](http://www.wago.com/769-603/001-000)

Item no.769-603/002-000

1-conductor male connector; CAGE CLAMP®; 4 mm<sup>2</sup>; Pin spacing 5 mm; 3-pole; clamping collar; 4,00 mm<sup>2</sup>; gray[www.wago.com/769-603/002-000](http://www.wago.com/769-603/002-000)

Item no.769-603/004-000

1-conductor male connector; CAGE CLAMP®; 4 mm<sup>2</sup>; Pin spacing 5 mm; 3-pole; Feedthrough flange; 4,00 mm<sup>2</sup>; gray[www.wago.com/769-603/004-000](http://www.wago.com/769-603/004-000)

Item no.769-603/005-000

1-conductor male connector; CAGE CLAMP®; 4 mm<sup>2</sup>; Pin spacing 5 mm; 3-pole; Snap-in flange; 4,00 mm<sup>2</sup>; gray[www.wago.com/769-603/005-000](http://www.wago.com/769-603/005-000)

Item no.769-603/006-000

1-conductor male connector; CAGE CLAMP®; 4 mm<sup>2</sup>; Pin spacing 5 mm; 3-pole; Snap-in flange; 4,00 mm<sup>2</sup>; gray[www.wago.com/769-603/006-000](http://www.wago.com/769-603/006-000)

Item no.769-633

THT male header; 1.0 x 1.0 mm solder pin; straight; Pin spacing 5 mm; 3-pole; gray

[www.wago.com/769-633](http://www.wago.com/769-633)

Item no.769-633/000-036

THT male header; 1.0 x 1.0 mm solder pin; straight; Preceding ground contact; Pin spacing 5 mm; 3-pole; green-yellow, gray

[www.wago.com/769-633/000-036](http://www.wago.com/769-633/000-036)

Item no.769-633/003-000

THT male header; 1.0 x 1.0 mm solder pin; straight; clamping collar; Pin spacing 5 mm; 3-pole; gray

[www.wago.com/769-633/003-000](http://www.wago.com/769-633/003-000)

Subject to changes. Please also observe the further product documentation!

WAGO GmbH &amp; Co. KG

Hansastr. 27

32423 Minden

Phone: +49571 887-0 | Fax: +49571 887-169

Email: [info.de@wago.com](mailto:info.de@wago.com) | Web: [www.wago.com](http://www.wago.com)

Do you have any questions about our products?

We are always happy to take your call at +49 (571) 887-44222.

**Item no.769-633/004-000**

THT male header; 1.0 x 1.0 mm solder pin; straight; Feedthrough flange; Pin spacing 5 mm; 3-pole; gray

[www.wago.com/769-633/004-000](http://www.wago.com/769-633/004-000)**Item no.769-633/007-000**

THT male header; 1.0 x 1.0 mm solder pin; straight; clamping collar; Pin spacing 5 mm; 3-pole; gray

[www.wago.com/769-633/007-000](http://www.wago.com/769-633/007-000)**Item no.769-633/003-036**

THT male header; 1.0 x 1.0 mm solder pin; straight; Preceding ground contact; clamping collar; Pin spacing 5 mm; 3-pole; green-yellow, gray

[www.wago.com/769-633/003-036](http://www.wago.com/769-633/003-036)**Item no.769-663/004-000**

THT male header; 1.0 x 1.0 mm solder pin; angled; Feedthrough flange; Pin spacing 5 mm; 3-pole; gray

[www.wago.com/769-663/004-000](http://www.wago.com/769-663/004-000)**Item no.769-663**

THT male header; 1.0 x 1.0 mm solder pin; angled; Pin spacing 5 mm; 3-pole; gray

[www.wago.com/769-663](http://www.wago.com/769-663)**Item no.769-663/003-000**

THT male header; 1.0 x 1.0 mm solder pin; angled; clamping collar; Pin spacing 5 mm; 3-pole; gray

[www.wago.com/769-663/003-000](http://www.wago.com/769-663/003-000)

## Optional accessories

### Cover

#### Cover

**Item no.: 769-436**

Jumper cover; for 1-conductor female plugs; for 5 poles; gray

[www.wago.com/769-436](http://www.wago.com/769-436)

### Ferrule

#### Ferrule

**Item no.: 216-101**Ferrule; Sleeve for 0.5 mm<sup>2</sup> / AWG 22; uninsulated; electro-tin plated; silver-colored[www.wago.com/216-101](http://www.wago.com/216-101)**Item no.: 216-104**Ferrule; Sleeve for 1.5 mm<sup>2</sup> / AWG 16; uninsulated; electro-tin plated; silver-colored[www.wago.com/216-104](http://www.wago.com/216-104)**Item no.: 216-102**Ferrule; Sleeve for 0.75 mm<sup>2</sup> / AWG 20; uninsulated; electro-tin plated; silver-colored[www.wago.com/216-102](http://www.wago.com/216-102)**Item no.: 216-103**Ferrule; Sleeve for 1 mm<sup>2</sup> / AWG 18; uninsulated; electro-tin plated[www.wago.com/216-103](http://www.wago.com/216-103)**Item no.: 216-203**Ferrule; Sleeve for 1 mm<sup>2</sup> / AWG 18; insulated; electro-tin plated; red[www.wago.com/216-203](http://www.wago.com/216-203)**Item no.: 216-206**

Subject to changes. Please also observe the further product documentation!

WAGO GmbH &amp; Co. KG

Hansastr. 27

32423 Minden

Phone: +49571 887-0 | Fax: +49571 887-169


Email: [info.de@wago.com](mailto:info.de@wago.com) | Web: [www.wago.com](http://www.wago.com)

Do you have any questions about our products?


We are always happy to take your call at +49 (571) 887-44222.

Ferrule; Sleeve for 2.5 mm<sup>2</sup> / AWG 14; insulated; electro-tin plated; blue


[www.wago.com/216-206](http://www.wago.com/216-206)

 **Item no.: 216-202**  
Ferrule; Sleeve for 0.75 mm<sup>2</sup> / 18 AWG; insulated; electro-tin plated; gray


[www.wago.com/216-202](http://www.wago.com/216-202)

 **Item no.: 216-204**  
Ferrule; Sleeve for 1.5 mm<sup>2</sup> / AWG 16; insulated; electro-tin plated; black


[www.wago.com/216-204](http://www.wago.com/216-204)

 **Item no.: 216-201**  
Ferrule; Sleeve for 0.5 mm<sup>2</sup> / 20 AWG; insulated; electro-tin plated; white

[www.wago.com/216-201](http://www.wago.com/216-201)

 **Item no.: 216-301**  
Ferrule; Sleeve for 0.25 mm<sup>2</sup> / AWG 24; insulated; electro-tin plated; yellow


[www.wago.com/216-301](http://www.wago.com/216-301)

 **Item no.: 216-302**  
Ferrule; Sleeve for 0.34 mm<sup>2</sup> / 22 AWG; insulated; electro-tin plated; light turquoise


[www.wago.com/216-302](http://www.wago.com/216-302)

### Locking levers

#### Locking system

 **Item no.: 769-430**  
Locking lever; for female connectors; 1 part; Pin spacing 5 mm; 2-pole; gray


[www.wago.com/769-430](http://www.wago.com/769-430)

 **Item no.: 769-431**  
Locking lever; for female connectors; 1 part; Pin spacing 5 mm; 2-pole; orange


[www.wago.com/769-431](http://www.wago.com/769-431)

### Marking accessories


#### Marking strip

 **Item no.: 210-831**  
Marking strips; on reel; 2.3 mm wide; plain; Self-adhesive; white

[www.wago.com/210-831](http://www.wago.com/210-831)


 **Item no.: 210-834**  
Marking strips; on reel; 5 mm wide; plain; Self-adhesive; white

[www.wago.com/210-834](http://www.wago.com/210-834)


 **Item no.: 210-832**  
Marking strips; on reel; 3 mm wide; plain; Self-adhesive; white

[www.wago.com/210-832](http://www.wago.com/210-832)

#### Label


 **Item no.: 210-805**  
Labels; for Smart Printer; permanent adhesive; 6 x 15 mm; white

[www.wago.com/210-805](http://www.wago.com/210-805)

 **Item no.: 210-805/000-002**  
Labels; for Smart Printer; permanent adhesive; 6 x 15 mm; yellow

[www.wago.com/210-805/000-002](http://www.wago.com/210-805/000-002)

#### Marker

 **Item no.: 2009-145**  
Mini-WSB Inline; for Smart Printer; 1700 pieces on roll; stretchable 5 - 5.2 mm; plain; snap-on type; white

[www.wago.com/2009-145](http://www.wago.com/2009-145)

Subject to changes. Please also observe the further product documentation!



**Item no.:** 248-501

Mini-WSB marking card; as card; not stretchable; plain; snap-on type; white

[www.wago.com/248-501](http://www.wago.com/248-501)

## Testing and measuring

### Testing accessories



**Item no.:** 210-136

Test plug; 2 mm Ø; with 500 mm cable; red

[www.wago.com/210-136](http://www.wago.com/210-136)

## Insulation stop

### Insulation stop



**Item no.:** 769-470

Insulation stop; 0.08 - 0.2 mm<sup>2</sup> "s" (0.14 mm<sup>2</sup> "f-st"); 5 pieces/strip; white

[www.wago.com/769-470](http://www.wago.com/769-470)



**Item no.:** 769-471

Insulation stop; 0.25 - 0.5 mm<sup>2</sup>; 5 pieces/strip; light gray

[www.wago.com/769-471](http://www.wago.com/769-471)



**Item no.:** 769-472

Insulation stop; 0.75 - 1 mm<sup>2</sup>; 5 pieces/strip; dark gray

[www.wago.com/769-472](http://www.wago.com/769-472)

## Jumpers

### Jumper



**Item no.:** 769-402

Jumper; insulated; gray

[www.wago.com/769-402](http://www.wago.com/769-402)

## Strain relief

### Strain relief



**Item no.:** 769-1603

Strain relief housing; for female and male connectors; 2 parts; Pin spacing 5 mm; 3-pole; gray

[www.wago.com/769-1603](http://www.wago.com/769-1603)



**Item no.:** 769-411

Strain relief plate; for female and male connectors; 1 part; Pin spacing 5 mm; 2- to 3-pole; gray

[www.wago.com/769-411](http://www.wago.com/769-411)

## Tool

### Operating tool



**Item no.:** 210-490

Operating tool

[www.wago.com/210-490](http://www.wago.com/210-490)



**Item no.:** 769-434

Operating tool; made of insulating material; 1-way; loose; white

[www.wago.com/769-434](http://www.wago.com/769-434)

## Protective warning marker

### Cover



**Item no.:** 280-415

Protective warning marker; for 5 terminal blocks; with high-voltage symbol, black; yellow

[www.wago.com/280-415](http://www.wago.com/280-415)

Subject to changes. Please also observe the further product documentation!

WAGO GmbH & Co. KG

Hansastr. 27

32423 Minden

Phone: +49571 887-0 | Fax: +49571 887-169

Email: [info.de@wago.com](mailto:info.de@wago.com) | Web: [www.wago.com](http://www.wago.com)

Do you have any questions about our products?

We are always happy to take your call at +49 (571) 887-44222.





## Downloads

### Documentation

#### Bid Text

769-103/021-000 X81 - Datei	2019 Feb 19	xml 3.3 kB	Download
--------------------------------	-------------	---------------	----------

769-103/021-000 doc - Datei	2017 Oct 4	doc 25.6 kB	Download
--------------------------------	------------	----------------	----------

#### Additional Information

		pdf 2.3 MB	Download
--	--	---------------	----------

## CAD/CAE-Data

### CAD data

2D/3D Models 769-103/021-000		URL	Download
------------------------------	--	-----	----------

### CAE data

EPLAN Data Portal 769-103/021-000		URL	Download
-----------------------------------	--	-----	----------

WSCAD Universe 769-103/021-000		URL	Download
--------------------------------	--	-----	----------

ZUKEN Portal 769-103/021-000		URL	Download
------------------------------	--	-----	----------

WSCAD Universe 769-103/021-000		URL	Download
--------------------------------	--	-----	----------

EPLAN Data Portal 769-103/021-000		URL	Download
-----------------------------------	--	-----	----------

### Asset Administration Shell

Asset Administration Shell 769-103/021-000		URL	Download
--------------------------------------------	--	-----	----------

## Environmental Product Compliance

### Compliance Search


Environmental Product Compliance 769-103/021-000		URL	Download
--------------------------------------------------	--	-----	----------

Subject to changes. Please also observe the further product documentation!

1-conductor female connector; CAGE CLAMP®; 4 mm<sup>2</sup>; Pin spacing 5 mm; 3-pole;  
coding finger; Lateral locking levers; 4,00 mm<sup>2</sup>; gray

## Installation Notes

### Conductor termination




#### CAGE CLAMP® connection

Female plug: Inserting/removing a conductor via operating tool.


Operation 90° to conductor is also possible.

With ferruled conductors, it is necessary to use a terminal block one size smaller than the conductor's nominal cross-section.

### Commoning



Commoning 1-conductor female plugs via miniature adjacent jumpers.



Jumper cover for 1-conductor female plugs

### Coding

Subject to changes. Please also observe the further product documentation!


WAGO GmbH & Co. KG  
Hansastr. 27  
32423 Minden  
Phone: +49571 887-0 | Fax: +49571 887-169  
Email: [info.de@wago.com](mailto:info.de@wago.com) | Web: [www.wago.com](http://www.wago.com)

Do you have any questions about our products?  
We are always happy to take your call at +49 (571) 887-44222.




Coding a female plug by removing coding finger(s) via cutting tool. Do not remove the first and last coding fingers or use an additional locking lever.

#### Locking system




Locking/releasing a lever.

#### Strain relief




Removing a female plug via conductor bundle provided with strain relief plate.

Subject to changes. Please also observe the further product documentation!




Male header with mounting flanges  
1-conductor female plug with lateral locking levers



Male header and 1-conductor female plug with lateral locking levers

### Marking



Labeling a female plug with CAGE CLAMP® connection via Mini-WSB Quick Markers.

### Product family

**X-COM**

[Show all products from the family](#)

Subject to changes. Please also observe the further product documentation!