

**Data sheet | Item number: 769-515/000-016**

End module for 1-conductor female connector; angled; CAGE CLAMP®; 4 mm<sup>2</sup>; Pin spacing 5 mm; 1-pole; coding finger; 4,00 mm<sup>2</sup>; green-yellow

[www.wago.com/769-515/000-016](http://www.wago.com/769-515/000-016)



## Item description

### Customizing Modular Female Plugs

WAGO's modular X-COM®-SYSTEM female plugs can be customized for applications that require a varying number of poles (e.g., when designing prototypes).

### Modules and Pole Numbers

A customized X-COM®-SYSTEM female plug consists of:

- One base module with an integrated end plate
- Up to 13 center modules (corresponding to a 15-pole female plug = maximum pole number)
- One end module

## Intended Use

Subject to changes. Please also observe the further product documentation!

WAGO GmbH & Co. KG  
Hansastr. 27  
32423 Minden  
Phone: +49571 887-0 | Fax: +49571 887-169  
Email: [info.de@wago.com](mailto:info.de@wago.com) | Web: [www.wago.com](http://www.wago.com)

Do you have any questions about our products?  
We are always happy to take your call at +49 (571) 887-44222.



According to EN 61984, connectors without current interrupting capacity must not be mated or unmated when live or under load.

### Assembly

The appropriate mounting tool shall be used to ensure that the individual modules are properly attached to each other without damaging the locking latches.

### Data

#### Notes

Safety information

According to EN 61984, pluggable connectors without current interrupting capacity must not be mated or unmated when live or under load.

### Electrical data

#### Ratings per IEC/EN

Ratings per	IEC/EN 61984
-------------	--------------

Legend (ratings)	
------------------	--

#### Connection data

Connection points	1
-------------------	---

Total number of potentials	1
----------------------------	---

#### Connection 1

Connection technology	CAGE CLAMP®
-----------------------	-------------

Actuation type	Operating tool
----------------	----------------

Connectable conductor materials	Copper
---------------------------------	--------

Nominal cross-section	4 mm <sup>2</sup> / 12 AWG
-----------------------	----------------------------

Solid conductor	0.08 ... 4 mm <sup>2</sup> / 28 ... 12 AWG
-----------------	--

Fine-stranded conductor	0.08 ... 4 mm <sup>2</sup> / 28 ... 12 AWG
-------------------------	--

Strip length	8 ... 9 mm / 0.31 ... 0.35 inches
--------------	-----------------------------------

Pole number	1
-------------	---

Wiring direction	Front-entry wiring
------------------	--------------------

#### Physical data

Width	5 mm / 0.197 inches
-------	---------------------

Subject to changes. Please also observe the further product documentation!

WAGO GmbH & Co. KG

Hansastr. 27

32423 Minden

Phone: +49571 887-0 | Fax: +49571 887-169

Email: [info.de@wago.com](mailto:info.de@wago.com) | Web: [www.wago.com](http://www.wago.com)

Do you have any questions about our products?

We are always happy to take your call at +49 (571) 887-44222.



Height	37.1 mm / 1.461 inches
Depth	26.5 mm / 1.043 inches
Module width	5 mm / 0.197 inches

### Mechanical Data

Variable coding	Yes
Direct ground contact to DIN-rail/drilled hole/housing	No
Marking level	Side marking
Anti-rotation protection	Yes

### Plug-in connection

Contact type (pluggable connector)	Female connector/socket
Connector (connection type)	for conductor
Mismatching protection	No
Plugging without loss of pin spacing	Yes

### Material data

Note (material data)	Information on material specifications can be found here
Color	green-yellow
Insulation material	Polyamide (PA66)
Flammability class per UL94	V0
Fire load	0.039 MJ
Halogen-free	Yes
Weight	2.3 g

### Environmental requirements

Processing temperature	-35 ... +85 °C
Continuous operating temperature	-60 ... +105 °C

### Commercial data

Product Group	18 (X-COM-System)
eCl@ss 10.0	27-14-11-06
eCl@ss 9.0	27-14-11-06
ETIM 8.0	EC001284
ETIM 7.0	EC001284

Subject to changes. Please also observe the further product documentation!

WAGO GmbH & Co. KG  
 Hansastr. 27  
 32423 Minden  
 Phone: +49571 887-0 | Fax: +49571 887-169  
 Email: [info.de@wago.com](mailto:info.de@wago.com) | Web: [www.wago.com](http://www.wago.com)

Do you have any questions about our products?  
 We are always happy to take your call at +49 (571) 887-44222.

ECCN	NO DATA
PU (SPU)	250 pcs
Packaging type	bag
Country of origin	DE
GTIN	4017332632973
Customs tariff number	85366990990

## Environmental Product Compliance

RoHS Compliance Status	Compliant, No Exemption
------------------------	-------------------------

## Approvals / Certificates

### General approvals

Logo	Approval	Additional Approval Text	Certificate name
	CCA DEKRA Certification B.V.	EN 60947	NTR NL-7626
	CCA DEKRA Certification B.V.	EN 61984	2190419.02
	CCA DEKRA Certification B.V.	EN 61984	NL-47799/A1
	CSA CSA Group	C22.2	1101144
	KEMA/KEUR DEKRA Certification B.V.	EN 60947	2190419.01
	UL Underwriters Laboratories Inc.	UL 1977	E 45171
	UR Underwriters Laboratories Inc.	UL 1059	E45172

Subject to changes. Please also observe the further product documentation!

## Declarations of conformity and manufacturer's declarations

Logo	Approval	Additional Approval Text	Certificate name
	EU-Declaration of Conformity WAGO GmbH & Co. KG	-	-
	UK-Declaration of Conformity WAGO GmbH & Co. KG	-	-

## Optional accessories

## Testing and measuring

## Testing accessories

**Item no.: 210-136**

Test plug; 2 mm Ø; with 500 mm cable; red

[www.wago.com/210-136](http://www.wago.com/210-136)

## Marking accessories

## Marking strip

**Item no.: 210-831**

Marking strips; on reel; 2.3 mm wide; plain; Self-adhesive; white

[www.wago.com/210-831](http://www.wago.com/210-831)**Item no.: 210-832**

Marking strips; on reel; 3 mm wide; plain; Self-adhesive; white

[www.wago.com/210-832](http://www.wago.com/210-832)

## Marker

**Item no.: 2009-145**

Mini-WSB Inline; for Smart Printer; 1700 pieces on roll; stretchable 5 - 5.2 mm; plain; snap-on type; white

[www.wago.com/2009-145](http://www.wago.com/2009-145)**Item no.: 2009-115**

WMB-Inline; for Smart Printer; 1500 pieces on roll; stretchable 5 - 5.2 mm; plain; snap-on type; white

[www.wago.com/2009-115](http://www.wago.com/2009-115)**Item no.: 248-501**

Mini-WSB marking card; as card; not stretchable; plain; snap-on type; white

[www.wago.com/248-501](http://www.wago.com/248-501)**Item no.: 793-501**

WMB marking card; as card; not stretchable; plain; snap-on type; white

[www.wago.com/793-501](http://www.wago.com/793-501)**Item no.: 793-5501**

Subject to changes. Please also observe the further product documentation!

WAGO GmbH &amp; Co. KG

Hansastr. 27

32423 Minden

Phone: +49571 887-0 | Fax: +49571 887-169

Email: [info.de@wago.com](mailto:info.de@wago.com) | Web: [www.wago.com](http://www.wago.com)

Do you have any questions about our products?

We are always happy to take your call at +49 (571) 887-44222.



WMB marking card; as card; for terminal block width 5 - 17.5 mm; stretchable 5 - 5.2 mm; plain; snap-on type; white [www.wago.com/793-5501](http://www.wago.com/793-5501)

**Protective warning marker**

Cover



**Item no.: 280-415**  
Protective warning marker; for 5 terminal blocks; with high-voltage symbol, black; yellow

[www.wago.com/280-415](http://www.wago.com/280-415)

**Tool**

Operating tool



**Item no.: 769-434**  
Operating tool; made of insulating material; 1-way; loose; white

[www.wago.com/769-434](http://www.wago.com/769-434)

**Strain relief**

Strain relief



**Item no.: 769-1604**  
Strain relief housing; for female and male connectors; 2 parts; Pin spacing 5 mm; 4-pole; gray

[www.wago.com/769-1604](http://www.wago.com/769-1604)



**Item no.: 769-1602**  
Strain relief housing; for female and male connectors; 2 parts; Pin spacing 5 mm; 2-pole; gray

[www.wago.com/769-1602](http://www.wago.com/769-1602)



**Item no.: 769-1607**  
Strain relief housing; for female and male connectors; 2 parts; Pin spacing 5 mm; 7-pole; gray

[www.wago.com/769-1607](http://www.wago.com/769-1607)



**Item no.: 769-1609**  
Strain relief housing; for female and male connectors; 2 parts; Pin spacing 5 mm; 9-pole; gray

[www.wago.com/769-1609](http://www.wago.com/769-1609)



**Item no.: 769-1603**  
Strain relief housing; for female and male connectors; 2 parts; Pin spacing 5 mm; 3-pole; gray

[www.wago.com/769-1603](http://www.wago.com/769-1603)



**Item no.: 769-1610**  
Strain relief housing; for female and male connectors; 2 parts; Pin spacing 5 mm; 10-pole; gray

[www.wago.com/769-1610](http://www.wago.com/769-1610)



**Item no.: 769-1605**  
Strain relief housing; for female and male connectors; 2 parts; Pin spacing 5 mm; 5-pole; gray

[www.wago.com/769-1605](http://www.wago.com/769-1605)



**Item no.: 769-1608**  
Strain relief housing; for female and male connectors; 2 parts; Pin spacing 5 mm; 8-pole; gray

[www.wago.com/769-1608](http://www.wago.com/769-1608)



**Item no.: 769-1606**  
Strain relief housing; for female and male connectors; 2 parts; Pin spacing 5 mm; 6-pole; gray

















[www.wago.com/769-1606](http://www.wago.com/769-1606)







**Item no.: 769-1611**  
Strain relief housing; for female and male connectors; 2 parts; Pin spacing 5 mm; 11-pole; gray

[www.wago.com/769-1611](http://www.wago.com/769-1611)

Subject to changes. Please also observe the further product documentation!




	<b>Item no.: 769-1613</b> Strain relief housing; for female and male connectors; 2 parts; Pin spacing 5 mm; 13-pole; gray	<a href="http://www.wago.com/769-1613">www.wago.com/769-1613</a>
	<b>Item no.: 769-1612</b> Strain relief housing; for female and male connectors; 2 parts; Pin spacing 5 mm; 12-pole; gray	<a href="http://www.wago.com/769-1612">www.wago.com/769-1612</a>
	<b>Item no.: 769-1615</b> Strain relief housing; for female and male connectors; 2 parts; Pin spacing 5 mm; 15-pole; gray	<a href="http://www.wago.com/769-1615">www.wago.com/769-1615</a>
	<b>Item no.: 769-1614</b> Strain relief housing; for female and male connectors; 2 parts; Pin spacing 5 mm; 14-pole; gray	<a href="http://www.wago.com/769-1614">www.wago.com/769-1614</a>
	<b>Item no.: 769-411</b> Strain relief plate; for female and male connectors; 1 part; Pin spacing 5 mm; 2- to 3-pole; gray	<a href="http://www.wago.com/769-411">www.wago.com/769-411</a>
	<b>Item no.: 769-412</b> Strain relief plate; for female and male connectors; 1 part; Pin spacing 5 mm; 4- to 5-pole; gray	<a href="http://www.wago.com/769-412">www.wago.com/769-412</a>
	<b>Item no.: 769-414</b> Strain relief plate; for female and male connectors; 1 part; Pin spacing 5 mm; 10- to 15-pole; gray	<a href="http://www.wago.com/769-414">www.wago.com/769-414</a>
	<b>Item no.: 769-410</b> Strain relief plate; for female and male connectors; 1 part; Pin spacing 5 mm; 1-pole; gray	<a href="http://www.wago.com/769-410">www.wago.com/769-410</a>
	<b>Item no.: 769-413</b> Strain relief plate; for female and male connectors; 1 part; Pin spacing 5 mm; 6- to 9-pole; gray	<a href="http://www.wago.com/769-413">www.wago.com/769-413</a>
<b>Ferrule</b>		
Ferrule		
	<b>Item no.: 216-101</b> Ferrule; Sleeve for 0.5 mm <sup>2</sup> / AWG 22; uninsulated; electro-tin plated; silver-colored	<a href="http://www.wago.com/216-101">www.wago.com/216-101</a>
	<b>Item no.: 216-104</b> Ferrule; Sleeve for 1.5 mm <sup>2</sup> / AWG 16; uninsulated; electro-tin plated; silver-colored	<a href="http://www.wago.com/216-104">www.wago.com/216-104</a>
	<b>Item no.: 216-102</b> Ferrule; Sleeve for 0.75 mm <sup>2</sup> / AWG 20; uninsulated; electro-tin plated; silver-colored	<a href="http://www.wago.com/216-102">www.wago.com/216-102</a>
	<b>Item no.: 216-103</b> Ferrule; Sleeve for 1 mm <sup>2</sup> / AWG 18; uninsulated; electro-tin plated	<a href="http://www.wago.com/216-103">www.wago.com/216-103</a>
	<b>Item no.: 216-203</b> Ferrule; Sleeve for 1 mm <sup>2</sup> / AWG 18; insulated; electro-tin plated; red	<a href="http://www.wago.com/216-203">www.wago.com/216-203</a>
	<b>Item no.: 216-206</b> Ferrule; Sleeve for 2.5 mm <sup>2</sup> / AWG 14; insulated; electro-tin plated; blue	<a href="http://www.wago.com/216-206">www.wago.com/216-206</a>
	<b>Item no.: 216-202</b> Ferrule; Sleeve for 0.75 mm <sup>2</sup> / 18 AWG; insulated; electro-tin plated; gray	<a href="http://www.wago.com/216-202">www.wago.com/216-202</a>

Subject to changes. Please also observe the further product documentation!

	<b>Item no.: 216-204</b> Ferrule; Sleeve for 1.5 mm <sup>2</sup> / AWG 16; insulated; electro-tin plated; black	<a href="http://www.wago.com/216-204">www.wago.com/216-204</a>
	<b>Item no.: 216-201</b> Ferrule; Sleeve for 0.5 mm <sup>2</sup> / 20 AWG; insulated; electro-tin plated; white	<a href="http://www.wago.com/216-201">www.wago.com/216-201</a>
	<b>Item no.: 216-301</b> Ferrule; Sleeve for 0.25 mm <sup>2</sup> / AWG 24; insulated; electro-tin plated; yellow	<a href="http://www.wago.com/216-301">www.wago.com/216-301</a>
	<b>Item no.: 216-302</b> Ferrule; Sleeve for 0.34 mm <sup>2</sup> / 22 AWG; insulated; electro-tin plated; light turquoise	<a href="http://www.wago.com/216-302">www.wago.com/216-302</a>

### Insulation stop

Insulation stop

	<b>Item no.: 769-470</b> Insulation stop; 0.08 - 0.2 mm <sup>2</sup> "s" (0.14 mm <sup>2</sup> "f-st"); 5 pieces/strip; white	<a href="http://www.wago.com/769-470">www.wago.com/769-470</a>
	<b>Item no.: 769-471</b> Insulation stop; 0.25 - 0.5 mm <sup>2</sup> ; 5 pieces/strip; light gray	<a href="http://www.wago.com/769-471">www.wago.com/769-471</a>
	<b>Item no.: 769-472</b> Insulation stop; 0.75 - 1 mm <sup>2</sup> ; 5 pieces/strip; dark gray	<a href="http://www.wago.com/769-472">www.wago.com/769-472</a>

### Downloads

#### Documentation

##### Bid Text

769-515/000-016 X81 - Datei	2019 Feb 19	xml 3.1 kB	Download
769-515/000-016 doc - Datei	2017 Oct 4	doc 26.1 kB	Download

##### Additional Information

		pdf 2.3 MB	Download
--	--	---------------	----------

### CAD/CAE-Data

#### CAE data

EPLAN Data Portal 769-515/000-016		URL	Download
WSCAD Universe 769-515/000-016		URL	Download

Subject to changes. Please also observe the further product documentation!



WSCAD Universe 769-515/000-016	<a href="#">URL</a>	<a href="#">Download</a>
EPLAN Data Portal 769-515/000-016	<a href="#">URL</a>	<a href="#">Download</a>
ZUKEN Portal 769-515/000-016	<a href="#">URL</a>	<a href="#">Download</a>
<b>CAD data</b>		
2D/3D Models 769-515/000-016	<a href="#">URL</a>	<a href="#">Download</a>
<b>Asset Administration Shell</b>		
Asset Administration Shell 769-515/000-016	<a href="#">URL</a>	<a href="#">Download</a>

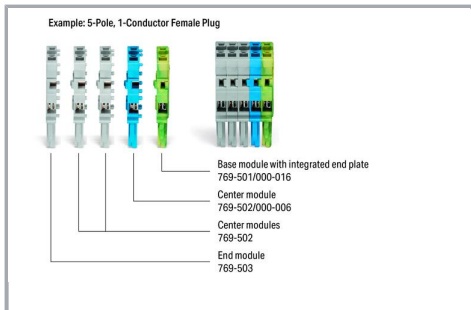
## Environmental Product Compliance

### Compliance Search

Environmental Product Compliance 769-515/000-016	<a href="#">URL</a>	<a href="#">Download</a>
End module for 1-conductor female connector; angled; CAGE CLAMP®; 4 mm <sup>2</sup> ; Pin spacing 5 mm; 1-pole; coding finger; 4,00 mm <sup>2</sup> ; green-yellow		

## Installation Notes

### Installation



Female plugs for self-assembly


### Coding

Subject to changes. Please also observe the further product documentation!




Coding a female plug by removing coding finger(s) via cutting tool. Do not remove the first and last coding fingers or use an additional locking lever.

#### Locking system



Locking/releasing a lever.

#### Marking



Labeling a female plug with CAGE CLAMP® connection via Mini-WSB Quick Markers.

#### Product family

**X-COM**

Subject to changes. Please also observe the further product documentation!



Show all products from the family

Subject to changes. Please also observe the further product documentation!

---

WAGO GmbH & Co. KG  
Hansastr. 27  
32423 Minden  
Phone: +49571 887-0 | Fax: +49571 887-169  
Email: [info.de@wago.com](mailto:info.de@wago.com) | Web: [www.wago.com](http://www.wago.com)

Do you have any questions about our products?  
We are always happy to take your call at +49 (571) 887-44222.