


Data sheet | Item number: 721-162/003-000

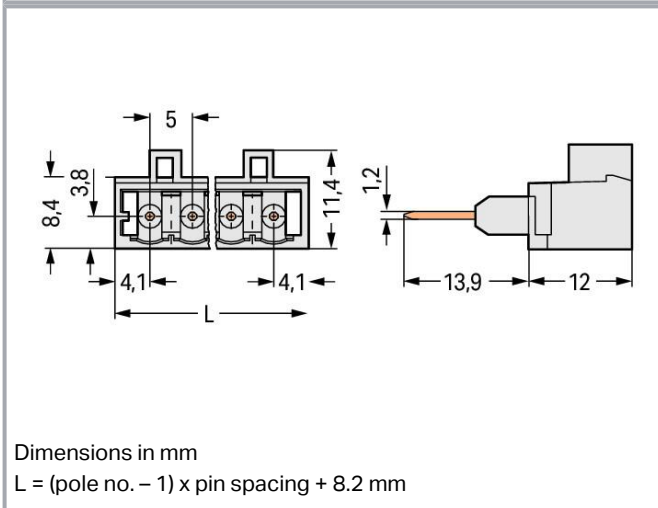
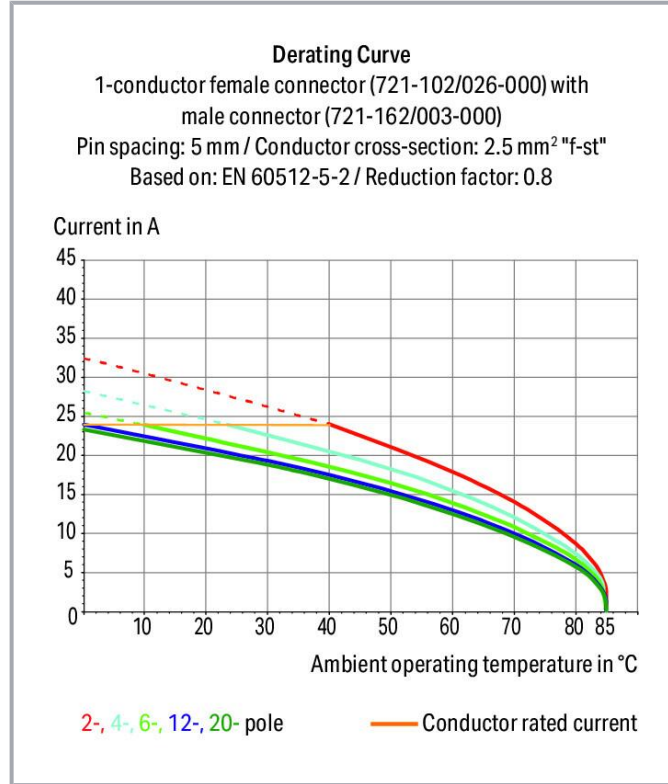
Male connector for rail-mount terminal blocks; 1.2 x 1.2 mm pins; straight;  
100% protected against mismatching; Pin spacing 5 mm; 2-pole; light gray



[www.wago.com/721-162/003-000](http://www.wago.com/721-162/003-000)



Color:



Subject to changes. Please also observe the further product documentation!

WAGO GmbH & Co. KG  
Hansastr. 27  
32423 Minden  
Phone: +49571 887-0 | Fax: +49571 887-169  
Email: [info.de@wago.com](mailto:info.de@wago.com) | Web: [www.wago.com](http://www.wago.com)

Do you have any questions about our products?  
We are always happy to take your call at +49 (571) 887-44222.



## Item description

- Pluggable connectors for rail-mount terminal blocks equipped with CAGE CLAMP® connection
- Male connectors with long contact pins connect to the termination ports of 280 Series Rail-Mount Terminal Blocks
- Pins can be touched when the connector is unplugged, so power should be supplied via terminal block (observe rated voltage!)
- 100 % protected against mismating
- With coding fingers

## Data

### Notes

#### Safety information

The *MCS – MULTI CONNECTION SYSTEM* includes connectors without breaking capacity in accordance with DIN EN 61984. When used as intended, these connectors must not be connected /disconnected when live or under load. When used as intended, these connectors must not be connected/disconnected when live or under load. The circuit design should ensure header pins, which can be touched, are not live when unmated.

#### Variants:

Other pole numbers

Other versions (or variants) can be requested from WAGO Sales or configured at <https://configurator.wago.com/>.

## Electrical data

### Ratings per IEC/EN

Ratings per	IEC/EN 60664-1
Nominal voltage (III/3)	250 V
Rated impulse voltage (III/3)	4 kV
Rated voltage (III/2)	320 V
Rated impulse voltage (III/2)	4 kV
Nominal voltage (II/2)	630 V
Rated surge voltage (II/2)	4 kV
Rated current	16 A
Legend (ratings)	(III / 2) ≙ Overvoltage category III / Pollution degree 2

### Ratings per UL

Approvals per	UL 1059
Rated voltage UL (Use Group B)	300 V
Rated current UL (Use Group B)	15 A
Rated voltage UL (Use Group D)	300 V

Subject to changes. Please also observe the further product documentation!

WAGO GmbH & Co. KG

Hansastr. 27

32423 Minden

Phone: +49571 887-0 | Fax: +49571 887-169

Email: [info.de@wago.com](mailto:info.de@wago.com) | Web: [www.wago.com](http://www.wago.com)

Do you have any questions about our products?

We are always happy to take your call at +49 (571) 887-44222.



Rated current UL (Use Group D)	10 A
--------------------------------	------

### Ratings per UL 1977

Rated voltage (UL 1977)	600 V
Rated current UL 1977	15 A

### Ratings per CSA

Approvals per	CSA
Rated voltage CSA (Use Group B)	300 V
Rated current CSA (Use Group B)	15 A
Rated voltage CSA (Use Group D)	300 V
Rated current CSA (Use Group D)	10 A

### Connection data

Total number of potentials	2
Number of connection types	1
Number of levels	1

### Connection 1

Pole number	2
-------------	---

### Physical data

Pin spacing	5 mm / 0.197 inches
Width	13.2 mm / 0.52 inches
Height	25.9 mm / 1.02 inches
Height from the surface	12 mm / 0.472 inches
Depth	11.4 mm / 0.449 inches

### Mechanical Data

Variable coding	Yes
Anti-rotation protection	Yes

### Plug-in connection

Contact type (pluggable connector)	Male connector/plug
Connector (connection type)	for front-entry rail-mount terminal block

Subject to changes. Please also observe the further product documentation!



Mismating protection	Yes
Plugging without loss of pin spacing	No
Locking of plug-in connection	none

## Material data

Note (material data)	Information on material specifications can be found here
Color	light gray
Material group	I
Insulation material	Polyamide (PA66)
Flammability class per UL94	V0
Contact material	Electrolytic copper (E <sub>Cu</sub> )
Contact plating	Tin
Fire load	0.036 MJ
Weight	1.4 g

## Environmental requirements

Limit temperature range	-60 ... +100 °C
Processing temperature	-35 ... +60 °C

## Commercial data

Product Group	3 (Multi Conn. System)
eCl@ss 10.0	27-44-04-02
eCl@ss 9.0	27-14-11-06
ETIM 8.0	EC001284
ETIM 7.0	EC001284
ECCN	NO DATA
PU (SPU)	200 pcs
Packaging type	box
Country of origin	DE
GTIN	4044918905633
Customs tariff number	85366930000





## Environmental Product Compliance

RoHS Compliance Status	Compliant, No Exemption
------------------------	-------------------------




Subject to changes. Please also observe the further product documentation!

## Approvals / Certificates

### General approvals

Logo	Approval	Additional Approval Text	Certificate name
	<b>CB</b> DEKRA Certification B.V.	IEC 61984	NL-39756 /A1
	<b>CSA</b> DEKRA Certification B.V.	C22.2	1466354
	<b>KEMA/KEUR</b> DEKRA Certification B.V.	EN 61984	71- 121453
	<b>UL</b> Underwriters Laboratories Inc.	UL 1059	E45172
	<b>UL</b> Underwriters Laboratories Inc.	UL 1977	E45171

### Approvals for marine applications

Logo	Approval	Additional Approval Text	Certificate name
	<b>ABS</b> American Bureau of Shipping	-	19- HG1869876- PDA
	<b>BV</b> Bureau Veritas S.A.	IEC 60998	11915/DO BV
	<b>DNV</b> DNV GL SE	-	TAE000016Z

Subject to changes. Please also observe the further product documentation!

## Counterpart



Item no. 721-102/026-000

1-conductor female connector; CAGE CLAMP®; 2.5 mm<sup>2</sup>; Pin spacing 5 mm; 2-pole; 100% protected against mismatching; 2,50 mm<sup>2</sup>; light gray

[www.wago.com/721-102/026-000](http://www.wago.com/721-102/026-000)

## Optional accessories

### Coding

Coding



Item no.: 231-129

Coding key; snap-on type; light gray

[www.wago.com/231-129](http://www.wago.com/231-129)

### Mounting

Empty housings



Item no.: 280-835/056-000

Spacer of same profile; suitable for 4-conductor terminal blocks of horizontal type; orange

[www.wago.com/280-835/056-000](http://www.wago.com/280-835/056-000)



Item no.: 280-902/056-000

Spacer of same profile; suitable for 2-conductor terminal blocks of horizontal type; orange

[www.wago.com/280-902/056-000](http://www.wago.com/280-902/056-000)



Item no.: 280-650/056-000

Spacer of same profile; suitable for 3-conductor terminal blocks of horizontal type; orange

[www.wago.com/280-650/056-000](http://www.wago.com/280-650/056-000)



Item no.: 280-654/056-000

Spacer of same profile; suitable for 3- and 4-conductor terminal blocks of angled type; orange

[www.wago.com/280-654/056-000](http://www.wago.com/280-654/056-000)

### Tool

Operating tool



Item no.: 280-432

Operating tool; made of insulating material; 2-way; white

[www.wago.com/280-432](http://www.wago.com/280-432)

## Downloads

### Documentation

#### Additional Information

Technical Section	2019 Apr 3	pdf	Download
Technical explanations		2.1 MB	

Subject to changes. Please also observe the further product documentation!



## CAD/CAE-Data

### CAD data

2D/3D Models 721-162/003-000	<a href="#">URL</a>	<a href="#">Download</a>
------------------------------	---------------------	--------------------------

### CAE data

EPLAN Data Portal 721-162/003-000	<a href="#">URL</a>	<a href="#">Download</a>
-----------------------------------	---------------------	--------------------------

ZUKEN Portal 721-162/003-000	<a href="#">URL</a>	<a href="#">Download</a>
------------------------------	---------------------	--------------------------

EPLAN Data Portal 721-162/003-000	<a href="#">URL</a>	<a href="#">Download</a>
-----------------------------------	---------------------	--------------------------

### Asset Administration Shell

Asset Administration Shell 721-162/003-000	<a href="#">URL</a>	<a href="#">Download</a>
--	---------------------	--------------------------

## Environmental Product Compliance

### Compliance Search

Environmental Product Compliance 721-162/003-000	<a href="#">URL</a>	<a href="#">Download</a>
--	---------------------	--------------------------

Male connector for rail-mount terminal blocks; 1.2 x 1.2 mm pins; straight; 100% protected against mismatching; Pin spacing 5 mm; 2-pole; light gray

## Installation Notes

### Product family

#### MCS MIDI

[Show all products from the family](#)

Subject to changes. Please also observe the further product documentation!