


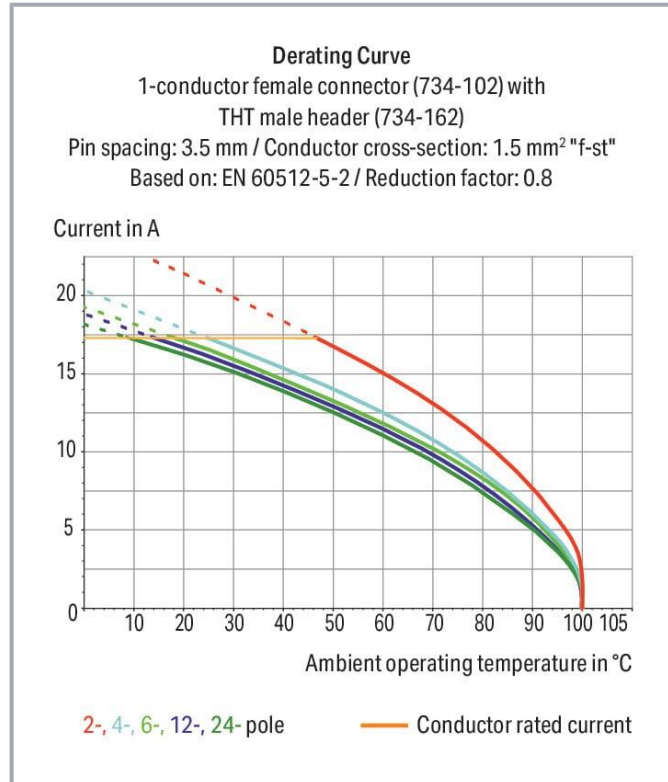
Data sheet | Item number: 734-242

THT male header; 1.0 x 1.0 mm solder pin; straight; 100% protected against mismatching; Pin spacing 3.81 mm; 12-pole; orange

www.wago.com/734-242



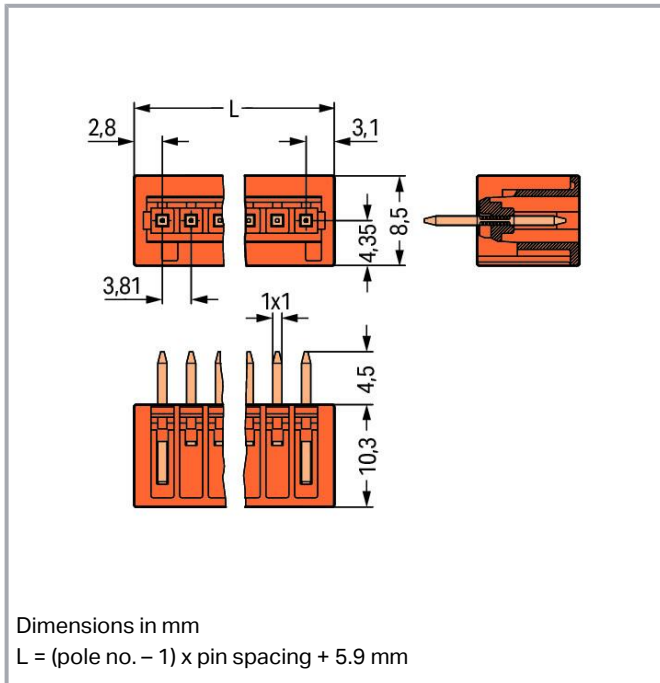
i Picture differs from the item.



Subject to changes. Please also observe the further product documentation!

WAGO GmbH & Co. KG
Hansastr. 27
32423 Minden
Phone: +49571 887-0 | Fax: +49571 887-169
Email: info.de@wago.com | Web: www.wago.com

Do you have any questions about our products?
We are always happy to take your call at +49 (571) 887-44222.



Item description

- Horizontal or vertical PCB mounting via straight or angled solder pins
- 100% protected against mismatching; only mating halves with the same number of poles can be connected together
- Coding option available

Data

Notes

Safety information

The *MCS – MULTI CONNECTION SYSTEM* includes connectors without breaking capacity in accordance with DIN EN 61984. When used as intended, these connectors must not be connected /disconnected when live or under load. When used as intended, these connectors must not be connected/disconnected when live or under load. The circuit design should ensure header pins, which can be touched, are not live when unmated.

Variants:

Other pole numbers
 Gold-plated or partially gold-plated contact surfaces
 Other versions (or variants) can be requested from WAGO Sales or configured at <https://configurator.wago.com/>.

Electrical data

Subject to changes. Please also observe the further product documentation!

WAGO GmbH & Co. KG
 Hansastr. 27
 32423 Minden
 Phone: +49571 887-0 | Fax: +49571 887-169
 Email: info.de@wago.com | Web: www.wago.com

Do you have any questions about our products?
 We are always happy to take your call at +49 (571) 887-44222.



Ratings per IEC/EN

Ratings per	IEC/EN 60664-1
Nominal voltage (III/3)	160 V
Rated impulse voltage (III/3)	2.5 kV
Rated voltage (III/2)	160 V
Rated impulse voltage (III/2)	2.5 kV
Nominal voltage (II/2)	320 V
Rated surge voltage (II/2)	2.5 kV
Rated current	10 A
Legend (ratings)	(III / 2) $\hat{=}$ Overvoltage category III / Pollution degree 2

Ratings per UL

Approvals per	UL 1059
Rated voltage UL (Use Group B)	300 V
Rated current UL (Use Group B)	10 A
Rated voltage UL (Use Group D)	300 V
Rated current UL (Use Group D)	10 A

Ratings per CSA

Approvals per	CSA
Rated voltage CSA (Use Group B)	300 V
Rated current CSA (Use Group B)	10 A
Rated voltage CSA (Use Group D)	300 V
Rated current CSA (Use Group D)	10 A

Connection data

Total number of potentials	12
Number of connection types	1
Number of levels	1

Connection 1

Pole number	12
-------------	----

Physical data

Pin spacing	3.81 mm / 0.15 inches
Width	47.81 mm / 1.882 inches

Subject to changes. Please also observe the further product documentation!



Height	14.8 mm / 0.583 inches
Height from the surface	10.3 mm / 0.406 inches
Depth	8.5 mm / 0.335 inches
Solder pin length	4.5 mm
Solder pin dimensions	1 x 1 mm
Drilled hole diameter with tolerance	1.4 ^(+0.1) mm

Mechanical Data

Variable coding	Yes
Anti-rotation protection	Yes

Plug-in connection

Contact type (pluggable connector)	Male connector/plug
Connector (connection type)	for PCB
Mismating protection	Yes
Plugging without loss of pin spacing	No
Mating direction to the PCB	90 °
Locking of plug-in connection	none

PCB contact

PCB contact	THT
Solder pin arrangement	over the entire male connector (in-line)
Number of solder pins per potential	1

Material data

Note (material data)	Information on material specifications can be found here
Color	orange
Material group	I
Insulation material	Polyamide (PA66)
Flammability class per UL94	V0
Contact material	Electrolytic copper (E _{Cu})
Contact plating	Tin
Fire load	0.049 MJ
Weight	2.8 g

Subject to changes. Please also observe the further product documentation!

Environmental requirements

Limit temperature range	-60 ... +100 °C
Processing temperature	-35 ... +60 °C

Commercial data



Product Group	3 (Multi Conn. System)
eCl@ss 10.0	27-44-04-02
eCl@ss 9.0	27-44-04-02
ETIM 8.0	EC002637
ETIM 7.0	EC002637
ECCN	NO DATA
PU (SPU)	100 pcs
Packaging type	box
Country of origin	DE
GTIN	4044918847988
Customs tariff number	85366930000

Environmental Product Compliance

RoHS Compliance Status	Compliant, No Exemption
------------------------	-------------------------

Approvals / Certificates

General approvals

Logo	Approval	Additional Approval Text	Certificate name
	CB DEKRA Certification B.V.	EN 61984	NL-54190
	KEMA/KEUR DEKRA Certification B.V.	EN 61984	71- 105522
	UL Underwriters Laboratories Inc.	UL 1977	E 45171

Declarations of conformity and manufacturer's declarations

Logo	Approval	Additional Approval Text	Certificate name
------	----------	--------------------------	------------------



Subject to changes. Please also observe the further product documentation!











Railway
WAGO GmbH & Co. KG

Railway
Ready

Approvals for marine applications

Logo	Approval	Additional Approval Text	Certificate name
	DNV DNV GL SE	-	TAE000016Z
	LR Lloyds Register	IEC 61984	96/20035 (E5)

Counterpart

	Item no.734-212 1-conductor female connector; CAGE CLAMP®; 1.5 mm²; Pin spacing 3.81 mm; 12-pole; 100% protected against mismatching; 1,50 mm²; orange	www.wago.com/734-212
	Item no.2734-212 1-conductor female connector; push-button; Push-in CAGE CLAMP®; 1.5 mm²; Pin spacing 3.81 mm; 12-pole; 100% protected against mismatching; 1,50 mm²; orange	www.wago.com/2734-212
	Item no.2734-212/027-000 1-conductor female connector; push-button; Push-in CAGE CLAMP®; 1.5 mm²; Pin spacing 3.81 mm; 12-pole; 100% protected against mismatching; clamping collar; 1,50 mm²; orange	www.wago.com/2734-212/027-000
	Item no.2734-212/037-000 1-conductor female connector; push-button; Push-in CAGE CLAMP®; 1.5 mm²; Pin spacing 3.81 mm; 12-pole; 100% protected against mismatching; Lateral locking levers; 1,50 mm²; orange	www.wago.com/2734-212/037-000
	Item no.2734-212/031-000 1-conductor female connector; push-button; Push-in CAGE CLAMP®; 1.5 mm²; Pin spacing 3.81 mm; 12-pole; 100% protected against mismatching; clamping collar; 1,50 mm²; orange	www.wago.com/2734-212/031-000
	Item no.734-212/037-000 1-conductor female connector; CAGE CLAMP®; 1.5 mm²; Pin spacing 3.81 mm; 12-pole; 100% protected against mismatching; Lateral locking levers; 1,50 mm²; orange	www.wago.com/734-212/037-000
	Item no.734-512/037-000 THT female header; straight; Pin spacing 3.81 mm; 12-pole; 100% protected against mismatching; Locking lever; 0.9 x 0.9 mm solder pin; orange	www.wago.com/734-512/037-000
	Item no.734-512	www.wago.com/734-512

Subject to changes. Please also observe the further product documentation!

WAGO GmbH & Co. KG
Hansastr. 27
32423 Minden
Phone: +49571 887-0 | Fax: +49571 887-169
Email: info.de@wago.com | Web: www.wago.com

Do you have any questions about our products?
We are always happy to take your call at +49 (571) 887-44222.

THT female header; straight; Pin spacing 3.81 mm; 12-pole; 100% protected against mismatching; 0.9 x 0.9 mm solder pin; orange 512



Item no.734-572

THT female header; angled; Pin spacing 3.81 mm; 12-pole; 100% protected against mismatching; 0.9 x 0.9 mm solder pin; orange

www.wago.com/734-572



Item no.734-572/037-000

THT female header; angled; Pin spacing 3.81 mm; 12-pole; 100% protected against mismatching; Locking lever; 0.9 x 0.9 mm solder pin; orange

www.wago.com/734-572/037-000

Optional accessories

Coding

Coding



Item no.: 734-159

Coding key; to be snapped above top level; black

www.wago.com/734-159



Item no.: 734-130

Coding key; to be snapped above top level; white

www.wago.com/734-130

Downloads

Documentation

Additional Information

Technical Section	2019 Apr 3	pdf	Download
Technical explanations		2.1 MB	

CAD/CAE-Data

CAD data

2D/3D Models 734-242	URL	Download
----------------------	-----	----------

CAE data

EPLAN Data Portal 734-242	URL	Download
---------------------------	-----	----------

ZUKEN Portal 734-242	URL	Download
----------------------	-----	----------

PCB Design

Symbol and Footprint via Ultra Librarian 734-242	URL	Download
--------------------------------------------------	-----	----------

Subject to changes. Please also observe the further product documentation!

WAGO GmbH & Co. KG
 Hansastr. 27
 32423 Minden
 Phone: +49571 887-0 | Fax: +49571 887-169
 Email: info.de@wago.com | Web: www.wago.com

Do you have any questions about our products?
 We are always happy to take your call at +49 (571) 887-44222.



CAX data for your PCB design, consisting of "schematic symbols and PCB footprints", allow easy integration of the WAGO component into your development environment.

Supported formats:

- Accel EDA 14 & 15
- Altair
- Altium 6 to current version
- Autodesk Fusion 360
- Cadence Allegro
- DesignSpark
- Eagle Libraries
- KiCad
- Mentor Graphics
- BoardStation
- Mentor Graphics Design Architect
- Mentor Graphics Design
- Expedition 99 and 2000
- OrCAD 9.X PCB and Capture
- PADS PowerPCB 3, 3.5, 4.X, and 5.X
- PADS PowerPCB and PowerLogic 3.0
- PCAD 2000, 2001, 2002, 2004, and 2006
- Pulsonix 8.5 or newer
- STL
- 3D STEP
- TARGET 3001!
- View Logic ViewDraw
- Quadcept
- Zuken CadStar 3 and 4
- Zuken CR-5000 and CR-8000
- Zuken eCADSTAR 2020 and 2021 Zuken CR-5000 and CR-8000

PCB Component Libraries (EDA), PCB CAD Library Ultra Librarian

Symbol and Footprint via SamacSys 734-242

[URL](#)

[Download](#)

CAX data for your PCB design, consisting of "schematic symbols and PCB footprints", allow easy integration of the WAGO component into your development environment.

Supported formats:

—

Subject to changes. Please also observe the further product documentation!

WAGO GmbH & Co. KG

Hansastr. 27

32423 Minden

Phone: +49571 887-0 | Fax: +49571 887-169

Email: info.de@wago.com | Web: www.wago.com

Do you have any questions about our products?

We are always happy to take your call at +49 (571) 887-44222.



- 3D (stp)
- Altium
- CADSTAR
- Capture
- CircuitStudio
- CR-5000
- CR-8000
- DEHDL
- DesignSpark PCB
- DesignSpark PCB PRO
- DipTrace
- EAGLE
- Easy-PC
- EasyEDA
- eCADSTAR
- KiCad
- OrCAD_Allegro16
- PADS
- Proteus
- Pulsonix
- Quadcept
- SOLIDWORKS PCB
- TARGET 3001!
- xDX Designer
- Xpedition

PCB Component Libraries (EDA), PCB CAD Library SamacSys Electronic Component Search Engine

Asset Administration Shell

Asset Administration Shell 734-242	URL	Download
------------------------------------	---------------------	--------------------------

Environmental Product Compliance

Compliance Search

Environmental Product Compliance 734-242	URL	Download
------------------------------------------	---------------------	--------------------------

Subject to changes. Please also observe the further product documentation!


WAGO GmbH & Co. KG
Hansastr. 27
32423 Minden
Phone: +49571 887-0 | Fax: +49571 887-169
Email: info.de@wago.com | Web: www.wago.com

Do you have any questions about our products?
We are always happy to take your call at +49 (571) 887-44222.

THT male header; 1.0 x 1.0 mm solder pin; straight; 100% protected against mismatching; Pin spacing 3.81 mm; 12-pole; orange

Installation Notes

Coding



Coding a male header – fitting coding key(s).

Product family

MCS MINI

[Show all products from the family](#)

Subject to changes. Please also observe the further product documentation!
