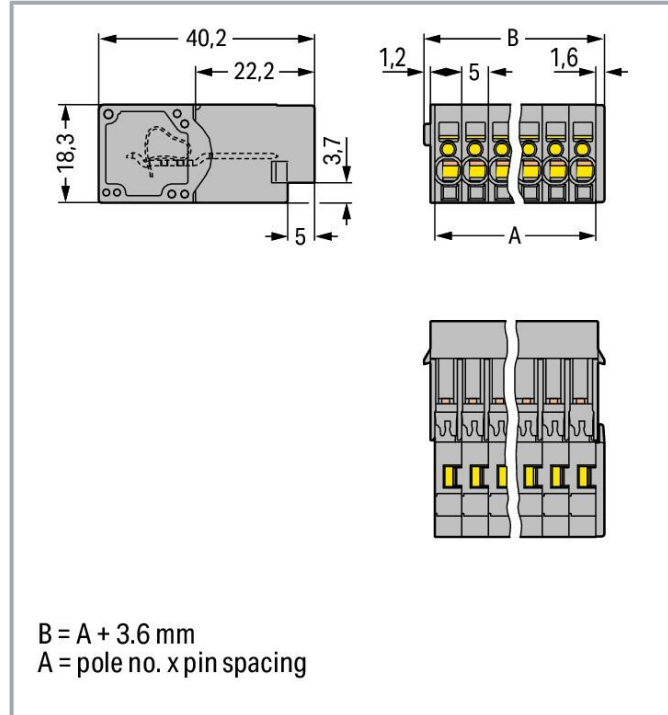



## Data sheet | Item number: 769-613

1-conductor male connector; CAGE CLAMP®; 4 mm<sup>2</sup>; Pin spacing 5 mm; 13-pole; 4,00 mm<sup>2</sup>; gray

[www.wago.com/769-613](http://www.wago.com/769-613)



### Data

#### Electrical data

#### Ratings per IEC/EN

|                               |   |
|-------------------------------|---|
| Nominal voltage (III/3)       | 500 V   |
| Rated impulse voltage (III/3) | 6 kV  |
| Rated current                 | 32 A  |
| Legend (ratings)              | (III / 3) ≙ Overvoltage category III / Pollution degree 3 |

#### Connection data

|                            |    |
|----------------------------|----|
| Connection points          | 13 |
| Total number of potentials | 13 |

Subject to changes. Please also observe the further product documentation!

WAGO GmbH & Co. KG  
Hansastr. 27  
32423 Minden  
Phone: +49571 887-0 | Fax: +49571 887-169  
Email: [info.de@wago.com](mailto:info.de@wago.com) | Web: [www.wago.com](http://www.wago.com)

Do you have any questions about our products?  
We are always happy to take your call at +49 (571) 887-44222.



## Connection 1

|                                 |  |
|---------------------------------|--|
| Connection technology           | CAGE CLAMP®                                |
| Actuation type                  | Operating tool                             |
| Connectable conductor materials | Copper                                     |
| Nominal cross-section           | 4 mm <sup>2</sup> / 12 AWG                 |
| Solid conductor                 | 0.08 ... 4 mm <sup>2</sup> / 28 ... 12 AWG |
| Fine-stranded conductor         | 0.08 ... 4 mm <sup>2</sup> / 28 ... 12 AWG |
| Strip length                    | 8 ... 9 mm / 0.31 ... 0.35 inches          |
| Pole number                     | 13   |
| Wiring direction                | Front-entry wiring                         |

## Physical data

|             |                        |
|-------------|------------------------|
| Pin spacing | 5 mm / 0.197 inches    |
| Width       | 68.6 mm / 2.701 inches |
| Height      | 18.3 mm / 0.72 inches  |
| Depth       | 40.2 mm / 1.583 inches |

## Mechanical Data

|  |              |
|--|--------------|
| Variable coding  | Yes          |
| Direct ground contact to DIN-rail/drilled hole/housing | No           |
| Mounting type  | Flying leads |
| Anti-rotation protection                               | Yes          |

## Plug-in connection

|                                      |                     |
|--------------------------------------|---------------------|
| Contact type (pluggable connector)   | Male connector/plug |
| Connector (connection type)          | for conductor       |
| Mismating protection                 | No                  |
| Plugging without loss of pin spacing | No                  |

## Material data

|                      |  |
|----------------------|--|
| Note (material data) | Information on material specifications can be found here |
| Color                | gray   |
| Material group       | I  |
| Insulation material  | Polyamide (PA66)   |

Subject to changes. Please also observe the further product documentation!

|                             |          |
|-----------------------------|----------|
| Flammability class per UL94 | V0       |
| Fire load                   | 0.841 MJ |
| Weight                      | 37.9 g   |

### Environmental requirements

|                                  |                 |
|----------------------------------|-----------------|
| Processing temperature           | -35 ... +85 °C  |
| Continuous operating temperature | -60 ... +105 °C |

### Commercial data


|                       |                   |
|-----------------------|-------------------|
| Product Group         | 18 (X-COM-System) |
| eCl@ss 10.0           | 27-14-11-06       |
| eCl@ss 9.0            | 27-14-11-06       |
| ETIM 8.0              | EC001284          |
| ETIM 7.0              | EC001284          |
| ECCN                  | NO DATA           |
| PU (SPU)              | 25 pcs            |
| Packaging type        | Box               |
| Country of origin     | PL                |
| GTIN                  | 4044918521857     |
| Customs tariff number | 85366930000       |

### Environmental Product Compliance





|                        |                         |
|------------------------|-------------------------|
| RoHS Compliance Status | Compliant, No Exemption |
|------------------------|-------------------------|

### Approvals / Certificates

#### General approvals

| Logo   | Approval                        | Additional Approval Text | Certificate name |
|--|---------------------------------|--------------------------|------------------|
|  | CCA<br>DEKRA Certification B.V. | EN 60947                 | NTR NL-7626      |
|  | CCA<br>DEKRA Certification B.V. | EN 61984                 | 2190419.02       |
|  | CCA<br>DEKRA Certification B.V. | IEC 61984                | NL-47799 /A1     |


Subject to changes. Please also observe the further product documentation!

|  |                                       |          |            |
|--|---------------------------------------|----------|------------|
|  | CSA<br>CSA Group                      | C22.2    | 1101144    |
|  | KEMA/KEUR<br>DEKRA Certification B.V. | EN 60947 | 2190419.01 |
|  | UL<br>Underwriters Laboratories Inc.  | UL 1977  | E 45171    |
|  | UR<br>Underwriters Laboratories Inc.  | UL 1059  | E45172     |

Declarations of conformity and manufacturer's declarations

| Logo   | Approval   | Additional Approval Text | Certificate name |
|--|--|--------------------------|------------------|
|   | EU-Declaration of Conformity<br>WAGO GmbH & Co. KG | -                        | -                |
|  | UK-Declaration of Conformity<br>WAGO GmbH & Co. KG | -                        | -                |

Approvals for marine applications

| Logo   | Approval   | Additional Approval Text | Certificate name |
|--|--|--------------------------|------------------|
|  | DNV GL<br>Det Norske Veritas, Germanischer Lloyd | -                        | TAE00001V2       |

Counterpart



Item no.769-113/021-000

1-conductor female connector; CAGE CLAMP®; 4 mm²; Pin spacing 5 mm; 13-pole; coding finger; Lateral locking levers; 4,00 mm²; gray

[www.wago.com/769-113/021-000](http://www.wago.com/769-113/021-000)

Subject to changes. Please also observe the further product documentation!

WAGO GmbH & Co. KG  
Hansastr. 27  
32423 Minden  
Phone: +49571 887-0 | Fax: +49571 887-169  
Email: [info.de@wago.com](mailto:info.de@wago.com) | Web: [www.wago.com](http://www.wago.com)

Do you have any questions about our products?  
We are always happy to take your call at +49 (571) 887-44222.



**Item no.769-113**

1-conductor female connector; CAGE CLAMP®; 4 mm<sup>2</sup>; Pin spacing 5 mm; 13-pole; coding finger; 4,00 mm<sup>2</sup>; gray

[www.wago.com/769-113](http://www.wago.com/769-113)



**Item no.769-133**

2-conductor female connector; CAGE CLAMP®; 4 mm<sup>2</sup>; Pin spacing 5 mm; 13-pole; coding finger; 4,00 mm<sup>2</sup>; gray

[www.wago.com/769-133](http://www.wago.com/769-133)

**Optional accessories**

**Strain relief**


Strain relief



**Item no.: 769-1613**

Strain relief housing; for female and male connectors; 2 parts; Pin spacing 5 mm; 13-pole; gray

[www.wago.com/769-1613](http://www.wago.com/769-1613)



**Item no.: 769-414**

Strain relief plate; for female and male connectors; 1 part; Pin spacing 5 mm; 10- to 15-pole; gray

[www.wago.com/769-414](http://www.wago.com/769-414)

**Coding**

Coding



**Item no.: 769-435**

Coding pin; for coding of female plugs; for carrier terminal blocks / male connectors; orange

[www.wago.com/769-435](http://www.wago.com/769-435)

**Protective warning marker**

Cover



**Item no.: 280-415**

Protective warning marker; for 5 terminal blocks; with high-voltage symbol, black; yellow

[www.wago.com/280-415](http://www.wago.com/280-415)

**Tool**

Operating tool



**Item no.: 210-490**

Operating tool

[www.wago.com/210-490](http://www.wago.com/210-490)



**Item no.: 769-434**

Operating tool; made of insulating material; 1-way; loose; white

[www.wago.com/769-434](http://www.wago.com/769-434)

**Marking accessories**

Marking strip



**Item no.: 210-831**

Marking strips; on reel; 2.3 mm wide; plain; Self-adhesive; white

[www.wago.com/210-831](http://www.wago.com/210-831)



**Item no.: 210-833**

Marking strips; 25 m on roll; 6 mm wide; plain; Self-adhesive; white

[www.wago.com/210-833](http://www.wago.com/210-833)

Subject to changes. Please also observe the further product documentation!

WAGO GmbH & Co. KG

Hansastr. 27

32423 Minden

Phone: +49571 887-0 | Fax: +49571 887-169

Email: [info.de@wago.com](mailto:info.de@wago.com) | Web: [www.wago.com](http://www.wago.com)

Do you have any questions about our products?

We are always happy to take your call at +49 (571) 887-44222.



**Item no.: 210-834**  
Marking strips; on reel; 5 mm wide; plain; Self-adhesive; white

[www.wago.com/210-834](http://www.wago.com/210-834)



**Item no.: 210-832**  
Marking strips; on reel; 3 mm wide; plain; Self-adhesive; white

[www.wago.com/210-832](http://www.wago.com/210-832)

Marker



**Item no.: 248-501**  
Mini-WSB marking card; as card; not stretchable; plain; snap-on type; white

[www.wago.com/248-501](http://www.wago.com/248-501)

Ferrule

Ferrule



**Item no.: 216-101**  
Ferrule; Sleeve for 0.5 mm<sup>2</sup> / AWG 22; uninsulated; electro-tin plated; silver-colored

[www.wago.com/216-101](http://www.wago.com/216-101)



**Item no.: 216-104**  
Ferrule; Sleeve for 1.5 mm<sup>2</sup> / AWG 16; uninsulated; electro-tin plated; silver-colored

[www.wago.com/216-104](http://www.wago.com/216-104)



**Item no.: 216-102**  
Ferrule; Sleeve for 0.75 mm<sup>2</sup> / AWG 20; uninsulated; electro-tin plated; silver-colored

[www.wago.com/216-102](http://www.wago.com/216-102)



**Item no.: 216-103**  
Ferrule; Sleeve for 1 mm<sup>2</sup> / AWG 18; uninsulated; electro-tin plated

[www.wago.com/216-103](http://www.wago.com/216-103)



**Item no.: 216-203**  
Ferrule; Sleeve for 1 mm<sup>2</sup> / AWG 18; insulated; electro-tin plated; red

[www.wago.com/216-203](http://www.wago.com/216-203)



**Item no.: 216-206**  
Ferrule; Sleeve for 2.5 mm<sup>2</sup> / AWG 14; insulated; electro-tin plated; blue

[www.wago.com/216-206](http://www.wago.com/216-206)



**Item no.: 216-202**  
Ferrule; Sleeve for 0.75 mm<sup>2</sup> / 18 AWG; insulated; electro-tin plated; gray

[www.wago.com/216-202](http://www.wago.com/216-202)



**Item no.: 216-204**  
Ferrule; Sleeve for 1.5 mm<sup>2</sup> / AWG 16; insulated; electro-tin plated; black

[www.wago.com/216-204](http://www.wago.com/216-204)



**Item no.: 216-201**  
Ferrule; Sleeve for 0.5 mm<sup>2</sup> / 20 AWG; insulated; electro-tin plated; white

[www.wago.com/216-201](http://www.wago.com/216-201)

Insulation stop

Insulation stop



**Item no.: 769-470**  
Insulation stop; 0.08 - 0.2 mm<sup>2</sup> "s" (0.14 mm<sup>2</sup> "f-st"); 5 pieces/strip; white

[www.wago.com/769-470](http://www.wago.com/769-470)



**Item no.: 769-471**  
Insulation stop; 0.25 - 0.5 mm<sup>2</sup>; 5 pieces/strip; light gray

[www.wago.com/769-471](http://www.wago.com/769-471)

Subject to changes. Please also observe the further product documentation!



Item no.: 769-472  
Insulation stop; 0.75 - 1 mm<sup>2</sup>; 5 pieces/strip; dark gray

## Downloads

### Documentation

#### Bid Text

|                        |             |               |          |
|------------------------|-------------|---------------|----------|
| 769-613<br>X81 - Datei | 2019 Feb 19 | xml<br>3.2 kB | Download |
|------------------------|-------------|---------------|----------|

|                        |            |                |          |
|------------------------|------------|----------------|----------|
| 769-613<br>doc - Datei | 2017 Oct 4 | doc<br>25.1 kB | Download |
|------------------------|------------|----------------|----------|

#### Additional Information

|  |  |               |          |
|--|--|---------------|----------|
|  |  | pdf<br>2.3 MB | Download |
|--|--|---------------|----------|

## CAD/CAE-Data

### CAD data

|                      |  |     |          |
|----------------------|--|-----|----------|
| 2D/3D Models 769-613 |  | URL | Download |
|----------------------|--|-----|----------|

### CAE data

|                           |  |     |          |
|---------------------------|--|-----|----------|
| EPLAN Data Portal 769-613 |  | URL | Download |
|---------------------------|--|-----|----------|

|                      |  |     |          |
|----------------------|--|-----|----------|
| ZUKEN Portal 769-613 |  | URL | Download |
|----------------------|--|-----|----------|

|                        |  |     |          |
|------------------------|--|-----|----------|
| WSCAD Universe 769-613 |  | URL | Download |
|------------------------|--|-----|----------|

### Asset Administration Shell

|                                    |  |     |          |
|------------------------------------|--|-----|----------|
| Asset Administration Shell 769-613 |  | URL | Download |
|------------------------------------|--|-----|----------|

## Environmental Product Compliance

### Compliance Search

|  |  |     |          |
|--|--|-----|----------|
| Environmental Product Compliance 769-613 |  | URL | Download |
|--|--|-----|----------|


Subject to changes. Please also observe the further product documentation!

1-conductor male connector; CAGE CLAMP®; 4 mm<sup>2</sup>; Pin spacing 5 mm; 13-pole; 4,00 mm<sup>2</sup>; gray

---

## Installation Notes


### Conductor termination



Operating tool

Inserting a conductor via operating tool  
(example shows a male connector).

### Application



Male connector with CAGE CLAMP®  
connection


1-connector female plug, straight

### Marking

Subject to changes. Please also observe the further product documentation!

---





Labeling a male connector with CAGE CLAMP® connection via Mini-WSB Quick Markers.

## Product family

**X-COM**

[Show all products from the family](#)

Subject to changes. Please also observe the further product documentation!