

**Data sheet | Item number: 734-266**

THT male header; 1.0 x 1.0 mm solder pin; angled; 100% protected against mismatching; Pin spacing 3.81 mm; 6-pole; orange

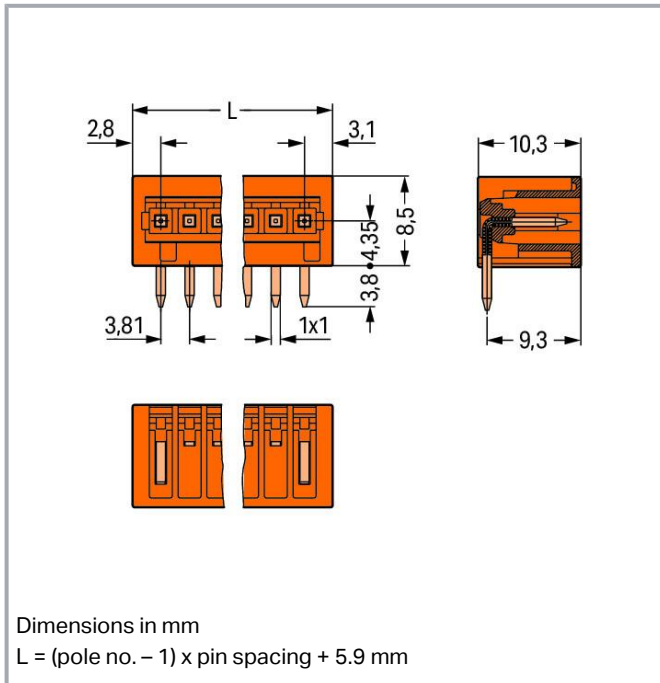
[www.wago.com/734-266](http://www.wago.com/734-266)



Subject to changes. Please also observe the further product documentation!

WAGO GmbH & Co. KG  
Hansastr. 27  
32423 Minden  
Phone: +49571 887-0 | Fax: +49571 887-169  
Email: [info.de@wago.com](mailto:info.de@wago.com) | Web: [www.wago.com](http://www.wago.com)

Do you have any questions about our products?  
We are always happy to take your call at +49 (571) 887-44222.



## Item description

- Horizontal or vertical PCB mounting via straight or angled solder pins
- 100% protected against mismatching; only mating halves with the same number of poles can be connected together
- Coding option available

## Data Notes

### Safety information

The *MCS – MULTI CONNECTION SYSTEM* includes connectors without breaking capacity in accordance with DIN EN 61984. When used as intended, these connectors must not be connected /disconnected when live or under load. When used as intended, these connectors must not be connected/disconnected when live or under load. The circuit design should ensure header pins, which can be touched, are not live when unmated.

### Variants:

Other pole numbers  
 Gold-plated or partially gold-plated contact surfaces  
 Other versions (or variants) can be requested from WAGO Sales or configured at <https://configurator.wago.com/>.

## Electrical data

Subject to changes. Please also observe the further product documentation!



### Ratings per IEC/EN

Ratings per	IEC/EN 60664-1
Nominal voltage (III/3)	160 V
Rated impulse voltage (III/3)	2.5 kV
Rated voltage (III/2)	160 V
Rated impulse voltage (III/2)	2.5 kV
Nominal voltage (II/2)	320 V
Rated surge voltage (II/2)	2.5 kV
Rated current	10 A
Legend (ratings)	(III / 2) $\hat{=}$ Overvoltage category III / Pollution degree 2

### Ratings per UL

Approvals per	UL 1059
Rated voltage UL (Use Group B)	300 V
Rated current UL (Use Group B)	10 A
Rated voltage UL (Use Group D)	300 V
Rated current UL (Use Group D)	10 A

### Ratings per CSA

Approvals per	CSA
Rated voltage CSA (Use Group B)	300 V
Rated current CSA (Use Group B)	10 A
Rated voltage CSA (Use Group D)	300 V
Rated current CSA (Use Group D)	10 A

### Connection data

Total number of potentials	6
Number of connection types	1
Number of levels	1

### Connection 1

Pole number	6
-------------	---

### Physical data

Pin spacing	3.81 mm / 0.15 inches
Width	24.95 mm / 0.982 inches

Subject to changes. Please also observe the further product documentation!



Height	12.3 mm / 0.484 inches
Height from the surface	8.5 mm / 0.335 inches
Depth	10.3 mm / 0.406 inches
Solder pin length	3.8 mm
Solder pin dimensions	1 x 1 mm
Drilled hole diameter with tolerance	1.4 <sup>(+0.1)</sup> mm

### Mechanical Data

Variable coding	Yes
Anti-rotation protection	Yes

### Plug-in connection

Contact type (pluggable connector)	Male connector/plug
Connector (connection type)	for PCB
Mismating protection	Yes
Plugging without loss of pin spacing	No
Mating direction to the PCB	0°
Locking of plug-in connection	none

### PCB contact

PCB contact	THT
Solder pin arrangement	over the entire male connector (in-line)
Number of solder pins per potential	1

### Material data

Note (material data)	Information on material specifications can be found here
Color	orange
Material group	I
Insulation material	Polyamide (PA66)
Flammability class per UL94	V0
Contact material	Electrolytic copper (E <sub>Cu</sub> )
Contact plating	Tin
Fire load	0.026 MJ
Weight	1.7 g

Subject to changes. Please also observe the further product documentation!

## Environmental requirements

Limit temperature range	-60 ... +100 °C
Processing temperature	-35 ... +60 °C






## Commercial data

Product Group	3 (Multi Conn. System)
eCl@ss 10.0	27-44-04-02
eCl@ss 9.0	27-44-04-02
ETIM 8.0	EC002637
ETIM 7.0	EC002637
ECCN	NO DATA
PU (SPU)	100 pcs
Packaging type	box
Country of origin	DE
GTIN	4044918872577
Customs tariff number	85366930000

## Environmental Product Compliance

RoHS Compliance Status	Compliant, No Exemption
------------------------	-------------------------

## Counterpart

	<b>Item no.734-206</b> 1-conductor female connector; CAGE CLAMP®; 1.5 mm <sup>2</sup> ; Pin spacing 3.81 mm; 6-pole; 100% protected against mismatching; 1,50 mm <sup>2</sup> ; orange	<a href="http://www.wago.com/734-206">www.wago.com/734-206</a>
	<b>Item no.2734-206</b> 1-conductor female connector; push-button; Push-in CAGE CLAMP®; 1.5 mm <sup>2</sup> ; Pin spacing 3.81 mm; 6-pole; 100% protected against mismatching; 1,50 mm <sup>2</sup> ; orange	<a href="http://www.wago.com/2734-206">www.wago.com/2734-206</a>
	<b>Item no.2734-206/031-000</b> 1-conductor female connector; push-button; Push-in CAGE CLAMP®; 1.5 mm <sup>2</sup> ; Pin spacing 3.81 mm; 6-pole; 100% protected against mismatching; clamping collar; 1,50 mm <sup>2</sup> ; orange	<a href="http://www.wago.com/2734-206/031-000">www.wago.com/2734-206/031-000</a>
	<b>Item no.2734-206/037-000</b> 1-conductor female connector; push-button; Push-in CAGE CLAMP®; 1.5 mm <sup>2</sup> ; Pin spacing 3.81 mm; 6-pole; 100% protected against mismatching; Lateral locking levers; 1,50 mm <sup>2</sup> ; orange	<a href="http://www.wago.com/2734-206/037-000">www.wago.com/2734-206/037-000</a>
	<b>Item no.734-206/037-000</b> 1-conductor female connector; CAGE CLAMP®; 1.5 mm <sup>2</sup> ; Pin spacing 3.81 mm; 6-pole; 100% protected against mismatching; Lateral locking levers; 1,50 mm <sup>2</sup> ; orange	<a href="http://www.wago.com/734-206/037-000">www.wago.com/734-206/037-000</a>

Subject to changes. Please also observe the further product documentation!



Item no.734-506/037-000

THT female header; straight; Pin spacing 3.81 mm; 6-pole; 100% protected against mismatching; Locking lever; 0.9 x 0.9 mm solder pin; orange

[www.wago.com/734-506/037-000](http://www.wago.com/734-506/037-000)



Item no.734-566

THT female header; angled; Pin spacing 3.81 mm; 6-pole; 100% protected against mismatching; 0.9 x 0.9 mm solder pin; orange

[www.wago.com/734-566](http://www.wago.com/734-566)



Item no.734-566/037-000

THT female header; angled; Pin spacing 3.81 mm; 6-pole; 100% protected against mismatching; Locking lever; 0.9 x 0.9 mm solder pin; orange

[www.wago.com/734-566/037-000](http://www.wago.com/734-566/037-000)



Item no.734-506

THT female header; straight; Pin spacing 3.81 mm; 6-pole; 100% protected against mismatching; 0.9 x 0.9 mm solder pin; orange

[www.wago.com/734-506](http://www.wago.com/734-506)

## Optional accessories

### Coding

Coding



Item no.: 734-159

Coding key; to be snapped above top level; black

[www.wago.com/734-159](http://www.wago.com/734-159)



Item no.: 734-130

Coding key; to be snapped above top level; white

[www.wago.com/734-130](http://www.wago.com/734-130)

## Downloads

### Documentation

#### Additional Information

Technical Section	2019 Apr 3	pdf	Download
Technical explanations		2.1 MB	

## CAD/CAE-Data

### CAD data

2D/3D Models 734-266	URL	Download
----------------------	-----	----------

### CAE data

EPLAN Data Portal 734-266	URL	Download
---------------------------	-----	----------

ZUKEN Portal 734-266	URL	Download
----------------------	-----	----------

Subject to changes. Please also observe the further product documentation!

WAGO GmbH & Co. KG  
 Hansastr. 27  
 32423 Minden  
 Phone: +49571 887-0 | Fax: +49571 887-169  
 Email: [info.de@wago.com](mailto:info.de@wago.com) | Web: [www.wago.com](http://www.wago.com)

Do you have any questions about our products?  
 We are always happy to take your call at +49 (571) 887-44222.



## PCB Design

Symbol and Footprint via Ultra Librarian 734-266

[URL](#)

[Download](#)

CAX data for your PCB design, consisting of "schematic symbols and PCB footprints", allow easy integration of the WAGO component into your development environment.

Supported formats:

- Accel EDA 14 & 15
- Altair
- Altium 6 to current version
- Autodesk Fusion 360
- Cadence Allegro
- DesignSpark
- Eagle Libraries
- KiCad
- Mentor Graphics
- BoardStation
- Mentor Graphics Design Architect
- Mentor Graphics Design
- Expedition 99 and 2000
- OrCAD 9.X PCB and Capture
- PADS PowerPCB 3, 3.5, 4.X, and 5.X
- PADS PowerPCB and PowerLogic 3.0
- PCAD 2000, 2001, 2002, 2004, and 2006
- Pulsonix 8.5 or newer
- STL
- 3D STEP
- TARGET 3001!
- View Logic ViewDraw
- Quadcept
- Zuken CadStar 3 and 4
- Zuken CR-5000 and CR-8000
- Zuken eCADSTAR 2020 and 2021Zuken CR-5000 and CR-8000

PCB Component Libraries (EDA), PCB CAD Library Ultra Librarian

---

Symbol and Footprint via SamacSys 734-266

[URL](#)

[Download](#)

Subject to changes. Please also observe the further product documentation!

---

WAGO GmbH & Co. KG

Hansastr. 27

32423 Minden

Phone: +49571 887-0 | Fax: +49571 887-169

Email: [info.de@wago.com](mailto:info.de@wago.com) | Web: [www.wago.com](http://www.wago.com)

Do you have any questions about our products?

We are always happy to take your call at +49 (571) 887-44222.



CAX data for your PCB design, consisting of "schematic symbols and PCB footprints", allow easy integration of the WAGO component into your development environment.

Supported formats:

- 3D (stp)
- Altium
- CADSTAR
- Capture
- CircuitStudio
- CR-5000
- CR-8000
- DEHDL
- DesignSpark PCB
- DesignSpark PCB PRO
- DipTrace
- EAGLE
- Easy-PC
- EasyEDA
- eCADSTAR
- KiCad
- OrCAD\_Allegro16
- PADS
- Proteus
- Pulsonix
- Quadcept
- SOLIDWORKS PCB
- TARGET 3001!
- xDX Designer
- Xpedition

PCB Component Libraries (EDA), PCB CAD Library SamacSys Electronic Component Search Engine

---

#### Asset Administration Shell

Asset Administration Shell 734-266

[URL](#)

[Download](#)

---

#### Environmental Product Compliance

Subject to changes. Please also observe the further product documentation!

---

WAGO GmbH & Co. KG

Hansastr. 27

32423 Minden

Phone: +49571 887-0 | Fax: +49571 887-169

Email: [info.de@wago.com](mailto:info.de@wago.com) | Web: [www.wago.com](http://www.wago.com)

Do you have any questions about our products?

We are always happy to take your call at +49 (571) 887-44222.



## Compliance Search

Environmental Product Compliance 734-266

URL


Download

THT male header; 1.0 x 1.0 mm solder pin; angled; 100% protected against mismatching; Pin spacing 3.81 mm; 6-pole; orange

---

## Installation Notes

### Coding



Coding a male header – fitting coding key(s).

## Product family

**MCS MINI**

[Show all products from the family](#)

Subject to changes. Please also observe the further product documentation!

---

WAGO GmbH & Co. KG

Hansastr. 27

32423 Minden

Phone: +49571 887-0 | Fax: +49571 887-169

Email: [info.de@wago.com](mailto:info.de@wago.com) | Web: [www.wago.com](http://www.wago.com)

Do you have any questions about our products?

We are always happy to take your call at +49 (571) 887-44222.