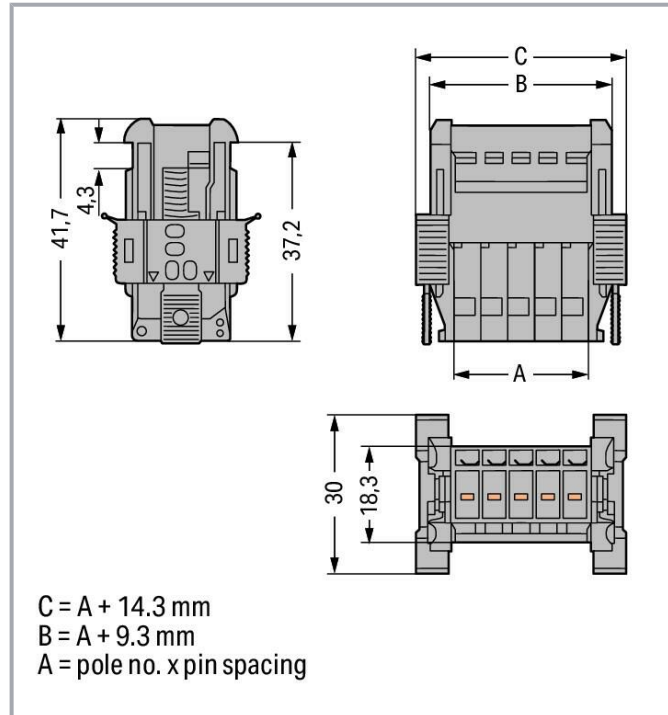



Data sheet | Item number: 769-605/006-000

1-conductor male connector; CAGE CLAMP®; 4 mm²; Pin spacing 5 mm; 5-pole; Snap-in flange; 4,00 mm²; gray

www.wago.com/769-605/006-000



Data

Electrical data

Ratings per IEC/EN

Nominal voltage (III/3)	500 V
Rated impulse voltage (III/3)	6 kV
Rated current	32 A
Legend (ratings)	(III / 3) $\hat{=}$ Overvoltage category III / Pollution degree 3

Connection data

Connection points	5
Total number of potentials	5

Subject to changes. Please also observe the further product documentation!

WAGO GmbH & Co. KG
Hansastr. 27
32423 Minden
Phone: +49571 887-0 | Fax: +49571 887-169
Email: info.de@wago.com | Web: www.wago.com

Do you have any questions about our products?
We are always happy to take your call at +49 (571) 887-44222.



Connection 1

Connection technology	CAGE CLAMP®
Actuation type	Operating tool
Connectable conductor materials	Copper
Nominal cross-section	4 mm ² / 12 AWG
Solid conductor	0.08 ... 4 mm ² / 28 ... 12 AWG
Fine-stranded conductor	0.08 ... 4 mm ² / 28 ... 12 AWG
Strip length	8 ... 9 mm / 0.31 ... 0.35 inches
Pole number	5
Wiring direction	Side-entry wiring

Physical data

Pin spacing	5 mm / 0.197 inches
Width	39.3 mm / 1.547 inches
Height	30 mm / 1.181 inches
Depth	41.7 mm / 1.642 inches

Mechanical Data

Variable coding	Yes
Direct ground contact to DIN-rail/drilled hole/housing	No
Mounting type	Snap-in flange variant
Anti-rotation protection	Yes

Plug-in connection

Contact type (pluggable connector)	Male connector/plug
Connector (connection type)	for conductor
Mismating protection	No
Plugging without loss of pin spacing	No

Material data

Note (material data)	Information on material specifications can be found here
Color	gray
Material group	I

Subject to changes. Please also observe the further product documentation!



Insulation material	Polyamide (PA66)
Flammability class per UL94	V0
Fire load	0.514 MJ
Weight	19.8 g

Environmental requirements

Processing temperature	-35 ... +85 °C
Continuous operating temperature	-60 ... +105 °C



Commercial data

Product Group	18 (X-COM-System)
eCl@ss 10.0	27-14-11-06
eCl@ss 9.0	27-14-11-06
ETIM 8.0	EC001284
ETIM 7.0	EC001284
ECCN	NO DATA
PU (SPU)	25 pcs
Packaging type	box
Country of origin	PL
GTIN	4045454917029
Customs tariff number	85366930000



Environmental Product Compliance

RoHS Compliance Status	Compliant, No Exemption
------------------------	-------------------------




Approvals / Certificates**General approvals**

Logo	Approval	Additional Approval Text	Certificate name
	CCA DEKRA Certification B.V.	EN 61984	2190419.02
	CCA DEKRA Certification B.V.	IEC 61984	NL-47799 /A1
	CSA CSA Group	C22.2	1101144

Subject to changes. Please also observe the further product documentation!

	UL Underwriters Laboratories Inc.	UL 1977	E 45171
	UR Underwriters Laboratories Inc.	UL 1059	E45172











Counterpart

	Item no.769-105/021-000 1-conductor female connector; CAGE CLAMP®; 4 mm ² ; Pin spacing 5 mm; 5-pole; coding finger; Lateral locking levers; 4,00 mm ² ; gray	www.wago.com/769-105/021-000
	Item no.769-105 1-conductor female connector; CAGE CLAMP®; 4 mm ² ; Pin spacing 5 mm; 5-pole; coding finger; 4,00 mm ² ; gray	www.wago.com/769-105
	Item no.769-125 2-conductor female connector; CAGE CLAMP®; 4 mm ² ; Pin spacing 5 mm; 5-pole; coding finger; 4,00 mm ² ; gray	www.wago.com/769-125

Optional accessories

Ferrule		
Ferrule		
	Item no.: 216-101 Ferrule; Sleeve for 0.5 mm ² / AWG 22; uninsulated; electro-tin plated; silver-colored	www.wago.com/216-101
	Item no.: 216-104 Ferrule; Sleeve for 1.5 mm ² / AWG 16; uninsulated; electro-tin plated; silver-colored	www.wago.com/216-104
	Item no.: 216-102 Ferrule; Sleeve for 0.75 mm ² / AWG 20; uninsulated; electro-tin plated; silver-colored	www.wago.com/216-102
	Item no.: 216-103 Ferrule; Sleeve for 1 mm ² / AWG 18; uninsulated; electro-tin plated	www.wago.com/216-103
	Item no.: 216-203 Ferrule; Sleeve for 1 mm ² / AWG 18; insulated; electro-tin plated; red	www.wago.com/216-203
	Item no.: 216-206 Ferrule; Sleeve for 2.5 mm ² / AWG 14; insulated; electro-tin plated; blue	www.wago.com/216-206
	Item no.: 216-202 Ferrule; Sleeve for 0.75 mm ² / 18 AWG; insulated; electro-tin plated; gray	www.wago.com/216-202
	Item no.: 216-204 Ferrule; Sleeve for 1.5 mm ² / AWG 16; insulated; electro-tin plated; black	www.wago.com/216-204

Subject to changes. Please also observe the further product documentation!

	<p>Item no.: 216-201 Ferrule; Sleeve for 0.5 mm² / 20 AWG; insulated; electro-tin plated; white</p>	<p>www.wago.com/216-201</p>
Protective warning marker		
Cover		
	<p>Item no.: 280-415 Protective warning marker; for 5 terminal blocks; with high-voltage symbol, black; yellow</p>	<p>www.wago.com/280-415</p>
Coding		
Coding		
	<p>Item no.: 769-435 Coding pin; for coding of female plugs; for carrier terminal blocks / male connectors; orange</p>	<p>www.wago.com/769-435</p>
Tool		
Operating tool		
	<p>Item no.: 210-490 Operating tool</p>	<p>www.wago.com/210-490</p>
	<p>Item no.: 769-434 Operating tool; made of insulating material; 1-way; loose; white</p>	<p>www.wago.com/769-434</p>
Insulation stop		
Insulation stop		
	<p>Item no.: 769-470 Insulation stop; 0.08 - 0.2 mm² "s" (0.14 mm² "f-st"); 5 pieces/strip; white</p>	<p>www.wago.com/769-470</p>
	<p>Item no.: 769-471 Insulation stop; 0.25 - 0.5 mm²; 5 pieces/strip; light gray</p>	<p>www.wago.com/769-471</p>
	<p>Item no.: 769-472 Insulation stop; 0.75 - 1 mm²; 5 pieces/strip; dark gray</p>	<p>www.wago.com/769-472</p>
Marking accessories		
Marking strip		
	<p>Item no.: 210-831 Marking strips; on reel; 2.3 mm wide; plain; Self-adhesive; white</p>	<p>www.wago.com/210-831</p>
	<p>Item no.: 210-833 Marking strips; 25 m on roll; 6 mm wide; plain; Self-adhesive; white</p>	<p>www.wago.com/210-833</p>
	<p>Item no.: 210-834 Marking strips; on reel; 5 mm wide; plain; Self-adhesive; white</p>	<p>www.wago.com/210-834</p>

Subject to changes. Please also observe the further product documentation!



Item no.: 210-832
 Marking strips; on reel; 3 mm wide; plain; Self-adhesive; white

www.wago.com/210-832

Marker



Item no.: 248-501
 Mini-WSB marking card; as card; not stretchable; plain; snap-on type; white

www.wago.com/248-501

Strain relief

Strain relief



Item no.: 769-412
 Strain relief plate; for female and male connectors; 1 part; Pin spacing 5 mm; 4- to 5-pole; gray

www.wago.com/769-412

Downloads

Documentation

Bid Text

769-605/006-000 X81 - Datei	2019 Feb 19	xml 3.2 kB	Download
--------------------------------	-------------	---------------	----------

769-605/006-000 doc - Datei	2017 Oct 4	doc 25.6 kB	Download
--------------------------------	------------	----------------	----------

Additional Information

		pdf 2.3 MB	Download
--	--	---------------	----------

CAD/CAE-Data

CAD data

2D/3D Models 769-605/006-000	URL	Download
------------------------------	-----	----------

CAE data

EPLAN Data Portal 769-605/006-000	URL	Download
-----------------------------------	-----	----------

WSCAD Universe 769-605/006-000	URL	Download
--------------------------------	-----	----------

ZUKEN Portal 769-605/006-000	URL	Download
------------------------------	-----	----------

EPLAN Data Portal 769-605/006-000	URL	Download
-----------------------------------	-----	----------

WSCAD Universe 769-605/006-000

Subject to changes. Please also observe the further product documentation!

Asset Administration Shell

Asset Administration Shell 769-605/006-000

Environmental Product Compliance


Compliance Search

Environmental Product Compliance 769-605/006-000

1-conductor male connector; CAGE CLAMP®; 4 mm²; Pin spacing 5 mm; 5-pole; Snap-in flange; 4,00 mm²; gray

Installation Notes


Installation




Insert a male connector with snap-in flanges (769-605/006-000) into the cutout.



Secure the snap-in flange.




Male connector with snap-in flanges (769-605/006-000) in cutout

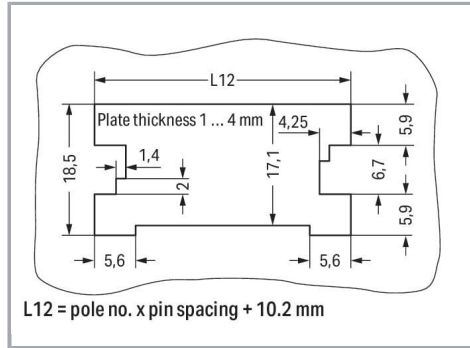


For removal, insert operating tool (2.5 mm blade) into release slot.

Subject to changes. Please also observe the further product documentation!



Press center part on both the top and bottom of the connector. Then remove snap-in flange.




Sheet metal cutout (for female connectors without locking levers)
Male connectors with CAGE CLAMP® connection (769-6xx/006-000) and snap-in flanges

Conductor termination



Operating tool
Inserting a conductor via operating tool (example shows a male connector).

Marking



Labeling a male connector with CAGE CLAMP® connection via Mini-WSB Quick Markers.

Subject to changes. Please also observe the further product documentation!



Product family

X-COM

[Show all products from the family](#)

Subject to changes. Please also observe the further product documentation!

WAGO GmbH & Co. KG

Hansastr. 27

32423 Minden

Phone: +49571 887-0 | Fax: +49571 887-169

Email: info.de@wago.com | Web: www.wago.com

Do you have any questions about our products?

We are always happy to take your call at +49 (571) 887-44222.