


Data sheet | Item number: 769-123/000-039

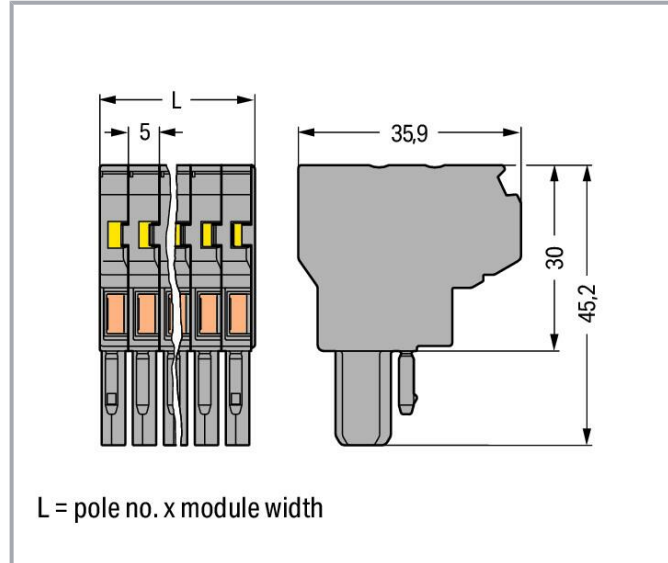
2-conductor female connector; CAGE CLAMP®; 4 mm²; Pin spacing 5 mm; 3-pole; coding finger; 4,00 mm²; gray/blue/green-yellow



www.wago.com/769-123/000-039



Color:



Data

Notes

Safety information

According to EN 61984, pluggable connectors without current interrupting capacity must not be mated or unmated when live or under load.

Electrical data

Ratings per IEC/EN

| Ratings per | IEC/EN 61984 |
|-------------------------------|--------------|
| Nominal voltage (III/3) | 500 V |
| Rated impulse voltage (III/3) | 6 kV |
| Rated current | 32 A |

Subject to changes. Please also observe the further product documentation!

WAGO GmbH & Co. KG
Hansastr. 27
32423 Minden
Phone: +49571 887-0 | Fax: +49571 887-169
Email: info.de@wago.com | Web: www.wago.com

Do you have any questions about our products?
We are always happy to take your call at +49 (571) 887-44222.



Legend (ratings)

(III / 3) $\hat{=}$ Overvoltage category III / Pollution degree 3

Connection data

| | |
|----------------------------|---|
| Connection points | 6 |
| Total number of potentials | 3 |

Connection 1

| | |
|---------------------------------|--|
| Connection technology | CAGE CLAMP® |
| Actuation type | Operating tool |
| Connectable conductor materials | Copper |
| Nominal cross-section | 4 mm ² / 12 AWG |
| Solid conductor | 0.08 ... 4 mm ² / 28 ... 12 AWG |
| Fine-stranded conductor | 0.08 ... 4 mm ² / 28 ... 12 AWG |
| Strip length | 8 ... 9 mm / 0.31 ... 0.35 inches |
| Pole number | 3 |
| Wiring direction | Front-entry wiring |

Physical data

| | |
|--------------|------------------------|
| Width | 15 mm / 0.591 inches |
| Height | 45.2 mm / 1.78 inches |
| Depth | 35.9 mm / 1.413 inches |
| Module width | 5 mm / 0.197 inches |

Mechanical Data

| | |
|--|--------------|
| Variable coding | Yes |
| Direct ground contact to DIN-rail/drilled hole/housing | No |
| Marking level | Side marking |
| Anti-rotation protection | Yes |

Plug-in connection

| | |
|--------------------------------------|-------------------------|
| Contact type (pluggable connector) | Female connector/socket |
| Connector (connection type) | for conductor |
| Mismating protection | No |
| Plugging without loss of pin spacing | Yes |

Subject to changes. Please also observe the further product documentation!



Material data

Note (material data)

Information on material specifications can be found here

| | |
|-----------------------------|------------------------|
| Color | gray/blue/green-yellow |
| Material group | I |
| Insulation material | Polyamide (PA66) |
| Flammability class per UL94 | V0 |
| Fire load | 0.279 MJ |
| Halogen-free | Yes |
| Weight | 15.9 g |

Environmental requirements

| | |
|----------------------------------|-----------------|
| Processing temperature | -35 ... +85 °C |
| Continuous operating temperature | -60 ... +105 °C |

Commercial data

| | |
|-----------------------|---------------|
| ETIM 8.0 | EC001284 |
| ETIM 7.0 | EC001284 |
| Recupel Type | |
| ECCN | NO DATA |
| PU (SPU) | 25 pcs |
| Packaging type | box |
| Country of origin | PL |
| GTIN | 4055143967150 |
| Customs tariff number | 85366990990 |

Environmental Product Compliance

| | |
|------------------------|-------------------------|
| RoHS Compliance Status | Compliant, No Exemption |
|------------------------|-------------------------|

Approvals / Certificates

General approvals

| Logo | Approval | Additional Approval Text | Certificate name |
|------|------------------|--------------------------|------------------|
| | CSA CSA Group | C22.2 | 1101144 |

Subject to changes. Please also observe the further product documentation!



| | | |
|--------------------------------|---------|---------|
| UL | UL 1977 | E 45171 |
| Underwriters Laboratories Inc. | | |



| | | |
|--------------------------------|---------|--------|
| UR | UL 1059 | E45172 |
| Underwriters Laboratories Inc. | | |

Optional accessories

Protective warning marker

Cover



| | | |
|---|--|--|
| Item no.: 280-415 | | www.wago.com/280-415 |
| Protective warning marker; for 5 terminal blocks; with high-voltage symbol, black; yellow | | |

Testing and measuring

Testing accessories



| | | |
|---|--|--|
| Item no.: 210-136 | | www.wago.com/210-136 |
| Test plug; 2 mm Ø; with 500 mm cable; red | | |

Strain relief

Strain relief



| | | |
|---|--|--|
| Item no.: 769-411 | | www.wago.com/769-411 |
| Strain relief plate; for female and male connectors; 1 part; Pin spacing 5 mm; 2- to 3-pole; gray | | |

Ferrule

Ferrule



| | | |
|---|--|--|
| Item no.: 216-101 | | www.wago.com/216-101 |
| Ferrule; Sleeve for 0.5 mm ² / AWG 22; uninsulated; electro-tin plated; silver-colored | | |



| | | |
|---|--|--|
| Item no.: 216-104 | | www.wago.com/216-104 |
| Ferrule; Sleeve for 1.5 mm ² / AWG 16; uninsulated; electro-tin plated; silver-colored | | |



| | | |
|--|--|--|
| Item no.: 216-102 | | www.wago.com/216-102 |
| Ferrule; Sleeve for 0.75 mm ² / AWG 20; uninsulated; electro-tin plated; silver-colored | | |




| | | |
|---|--|--|
| Item no.: 216-103 | | www.wago.com/216-103 |
| Ferrule; Sleeve for 1 mm ² / AWG 18; uninsulated; electro-tin plated | | |





| | | |
|--|--|--|
| Item no.: 216-203 | | www.wago.com/216-203 |
| Ferrule; Sleeve for 1 mm ² / AWG 18; insulated; electro-tin plated; red | | |

Subject to changes. Please also observe the further product documentation!

| | | |
|---|---|--|
|  | Item no.: 216-206 Ferrule; Sleeve for 2.5 mm ² / AWG 14; insulated; electro-tin plated; blue | www.wago.com/216-206 |
|  | Item no.: 216-202 Ferrule; Sleeve for 0.75 mm ² / 18 AWG; insulated; electro-tin plated; gray | www.wago.com/216-202 |
|  | Item no.: 216-204 Ferrule; Sleeve for 1.5 mm ² / AWG 16; insulated; electro-tin plated; black | www.wago.com/216-204 |
|  | Item no.: 216-201 Ferrule; Sleeve for 0.5 mm ² / 20 AWG; insulated; electro-tin plated; white | www.wago.com/216-201 |
|  | Item no.: 216-301 Ferrule; Sleeve for 0.25 mm ² / AWG 24; insulated; electro-tin plated; yellow | www.wago.com/216-301 |
|  | Item no.: 216-302 Ferrule; Sleeve for 0.34 mm ² / 22 AWG; insulated; electro-tin plated; light turquoise | www.wago.com/216-302 |



Marking accessories

Marker

| | | |
|---|--|--|
|  | Item no.: 2009-145 Mini-WSB Inline; for Smart Printer; 1700 pieces on roll; stretchable 5 - 5.2 mm; plain; snap-on type; white | www.wago.com/2009-145 |
|  | Item no.: 248-501 Mini-WSB marking card; as card; not stretchable; plain; snap-on type; white | www.wago.com/248-501 |



Locking levers

Locking system

| | | |
|--|--|--|
|  | Item no.: 769-430 Locking lever; for female connectors; 1 part; Pin spacing 5 mm; 2-pole; gray | www.wago.com/769-430 |
|  | Item no.: 769-431 Locking lever; for female connectors; 1 part; Pin spacing 5 mm; 2-pole; orange | www.wago.com/769-431 |

Jumpers

Jumper

| | | |
|---|--|--|
|  | Item no.: 280-402 Jumper; insulated; gray | www.wago.com/280-402 |
|  | Item no.: 780-454 Staggered jumper; from 1 to 4; insulated; gray | www.wago.com/780-454 |
|  | Item no.: 780-452 Staggered jumper; from 1 to 2; insulated; gray | www.wago.com/780-452 |
|  | Item no.: 780-453 Staggered jumper; from 1 to 3; insulated; gray | www.wago.com/780-453 |
|  | Item no.: 780-457 | |

Subject to changes. Please also observe the further product documentation!

Staggered jumper; from 1 to 7; insulated; gray

www.wago.com/780-457



Item no.: 780-456

Staggered jumper; from 1 to 6; insulated; gray

www.wago.com/780-456



Item no.: 780-455

Staggered jumper; from 1 to 5; insulated; gray

www.wago.com/780-455



Item no.: 780-458

Staggered jumper; from 1 to 8; insulated; gray

www.wago.com/780-458

Insulation stop

Insulation stop



Item no.: 769-470

Insulation stop; 0.08 - 0.2 mm² "s" (0.14 mm² "f-st"); 5 pieces/strip; white

www.wago.com/769-470



Item no.: 769-471

Insulation stop; 0.25 - 0.5 mm²; 5 pieces/strip; light gray

www.wago.com/769-471



Item no.: 769-472

Insulation stop; 0.75 - 1 mm²; 5 pieces/strip; dark gray

www.wago.com/769-472

Downloads

Documentation

Additional Information

pdf
2.3 MB [Download](#)

Environmental Product Compliance

Compliance Search


Environmental Product Compliance 769-123/000-039

URL [Download](#)

2-conductor female connector; CAGE CLAMP®; 4 mm²; Pin spacing 5 mm; 3-pole; coding finger; 4,00 mm²; gray/blue/green-yellow

Installation Notes


Subject to changes. Please also observe the further product documentation!



2-conductor female plugs

- Common signals from one subassembly to the other (bus structure)
- Can be used as a T-wire branch tap connection (e.g. for lighting wiring)
- Enable a higher number of connection possibilities

Conductor termination




CAGE CLAMP® connection

Female plug: Inserting/removing a conductor via operating tool.


Operation 90° to conductor is also possible.
With ferruled conductors, it is necessary to use a terminal block one size smaller than the conductor's nominal cross-section.

Commoning

Subject to changes. Please also observe the further product documentation!



Commoning a 2-conductor female plug via staggered jumper and carrier terminal blocks via adjacent jumpers.



Commoning options of female plugs:

- After removal, commoned potentials still remain commoned
- Use of plug-in jumpers instead of additional wired jumpers
- Can be used as a "hardware" key for safety lockout
- Can also be used as a commoning jumper for sensor circuits or machine programming


Coding



Coding a female plug by removing coding finger(s) via cutting tool. Do not remove the first and last coding fingers or use an additional locking lever.


Locking system

Subject to changes. Please also observe the further product documentation!




Locking/releasing a lever.

Strain relief



Removing a female plug via conductor bundle provided with strain relief plate.

Marking



Labeling a female plug with CAGE CLAMP® connection via Mini-WSB Quick Markers.

Product family

X-COM

[Show all products from the family](#)

Subject to changes. Please also observe the further product documentation!